



US00D882948S

(12) **United States Design Patent** (10) **Patent No.:** **US D882,948 S**  
**Xu** (45) **Date of Patent:** **\*\* \*May 5, 2020**

(54) **CASE**  
(71) Applicant: **XIAMEN COMPUCASE TRADING CO., LTD**, Xiamen (CN)  
(72) Inventor: **Zhiqiang Xu**, Xiamen (CN)  
(73) Assignee: **XIAMEN COMPUCASE TRADING CO., LTD**, Xiamen (CN)

D714,056 S \* 9/2014 Weng ..... D3/279  
D740,557 S \* 10/2015 Liao ..... D3/279  
D759,971 S \* 6/2016 Riddiford ..... D3/279  
D791,477 S \* 7/2017 Liu ..... D3/279  
D796,838 S \* 9/2017 Sijmons ..... D3/279  
D804,818 S \* 12/2017 Sadler ..... D3/279  
D805,772 S \* 12/2017 Oshima ..... D3/279  
2017/0079398 A1 \* 3/2017 Reh ..... A45C 13/42

(\*) Notice: This patent is subject to a terminal disclaimer.  
(\*\*) Term: **15 Years**  
(21) Appl. No.: **29/591,603**  
(22) Filed: **Jan. 20, 2017**

**OTHER PUBLICATIONS**  
Saks Fifth Avenue, "Salsa Air Cabin Spinner Suitcase by Rimowa". ([https://www.saksfifthavenue.com/main/ProductDetail.jsp?PRODUCT%3C%3Eprd\\_id=845524447100700](https://www.saksfifthavenue.com/main/ProductDetail.jsp?PRODUCT%3C%3Eprd_id=845524447100700)).  
Swiss Gear, "Swissgear 6297 23" Expandable Hardside Spinner Luggage". ([https://www.swissgear.com/luggage/swissgear-6297-23-expandable-hardside-spinner-luggage?\\_SID=S](https://www.swissgear.com/luggage/swissgear-6297-23-expandable-hardside-spinner-luggage?_SID=S)).  
\* cited by examiner

(30) **Foreign Application Priority Data**  
Sep. 27, 2016 (CN) ..... 2016 3 0483450  
(51) **LOC (12) Cl.** ..... **03-01**  
(52) **U.S. Cl.**  
USPC ..... **D3/279**  
(58) **Field of Classification Search**  
USPC ..... D3/273, 274, 276, 279, 281, 282, 284, D3/289, 902  
CPC .. A45C 3/00; A45C 3/004; A45C 5/00; A45C 5/03; A45C 2005/037; A45C 5/04; A45C 2200/15; A45C 5/14  
See application file for complete search history.

*Primary Examiner* — April Rivas  
(74) *Attorney, Agent, or Firm* — Muncy, Geissler, Olds & Lowe, P.C.

(56) **References Cited**  
**U.S. PATENT DOCUMENTS**  
D563,101 S \* 3/2008 Kuchler ..... D3/279  
D587,902 S \* 3/2009 Yoneno ..... D3/279  
D712,658 S \* 9/2014 Lai ..... D3/279

(57) **CLAIM**  
The ornamental design for a case, as shown and described.

**DESCRIPTION**  
FIG. 1 is a front view of a case, showing my new design; FIG. 2 is a left side view of the case of FIG. 1; FIG. 3 is a right side view of the case of FIG. 1; FIG. 4 is a top view of the case of FIG. 1; FIG. 5 is a bottom view of the case of FIG. 1; FIG. 6 is a rear view of the case of FIG. 1; and, FIG. 7 is a front perspective view of the case of FIG. 1. The broken lines illustrate portions of the case which form no part of the claimed design.

**1 Claim, 7 Drawing Sheets**

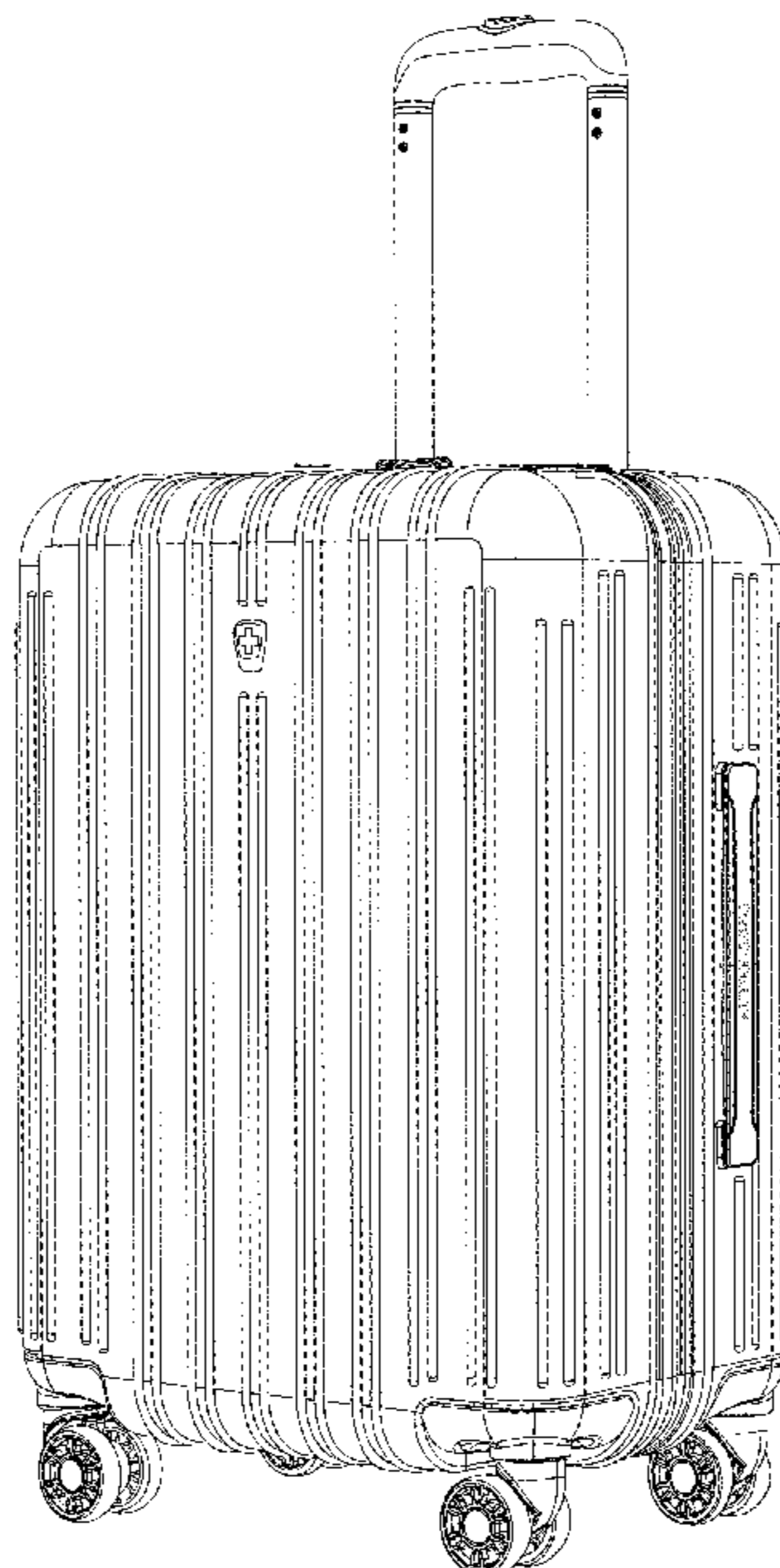




FIG. 1

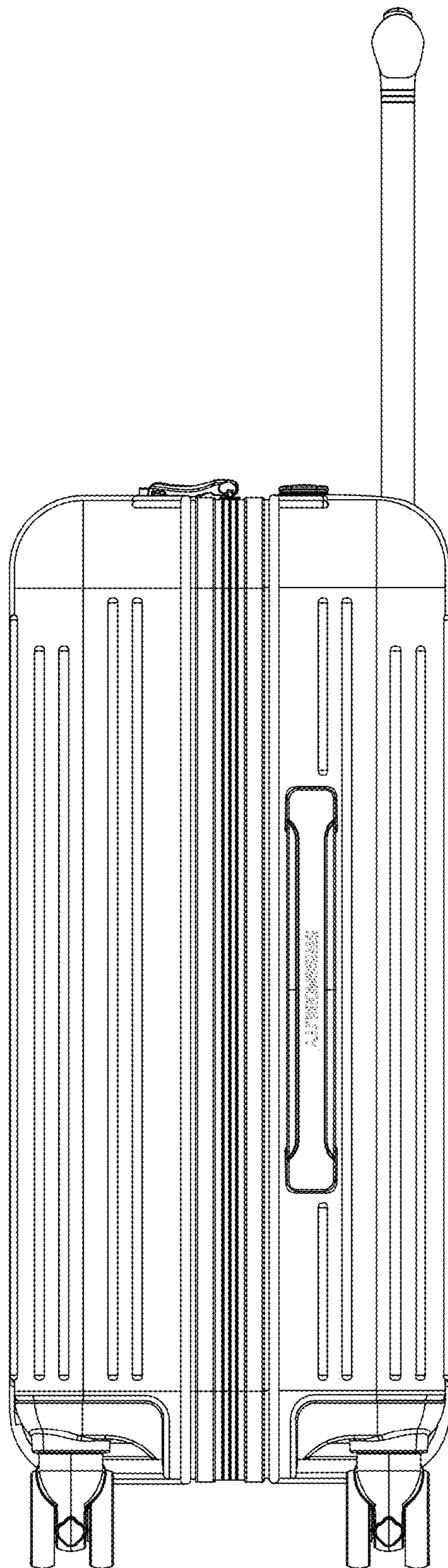


FIG. 2

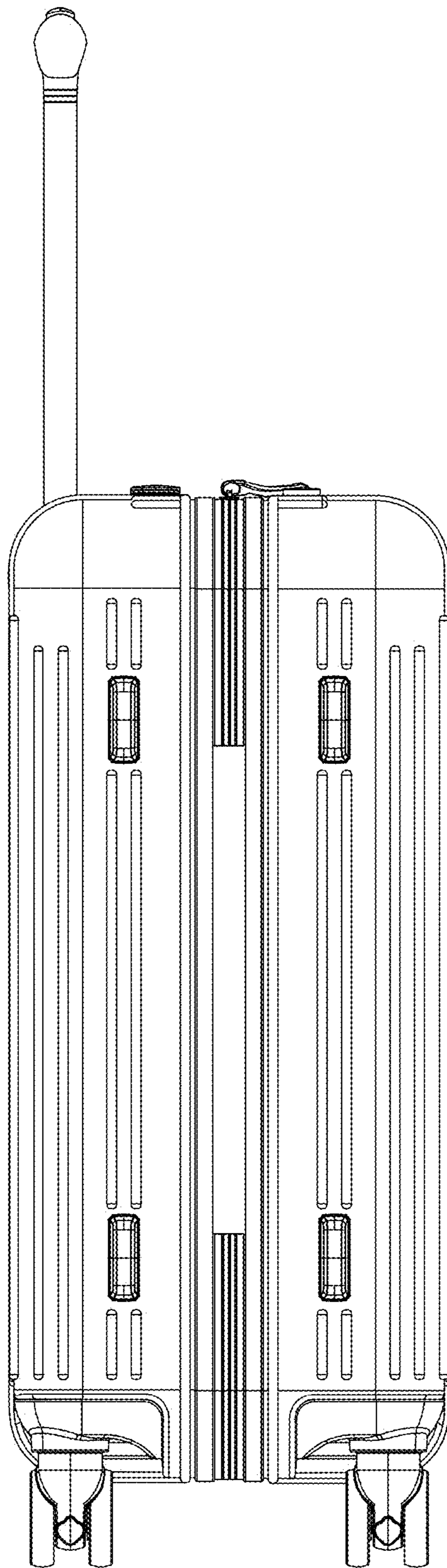


FIG. 3

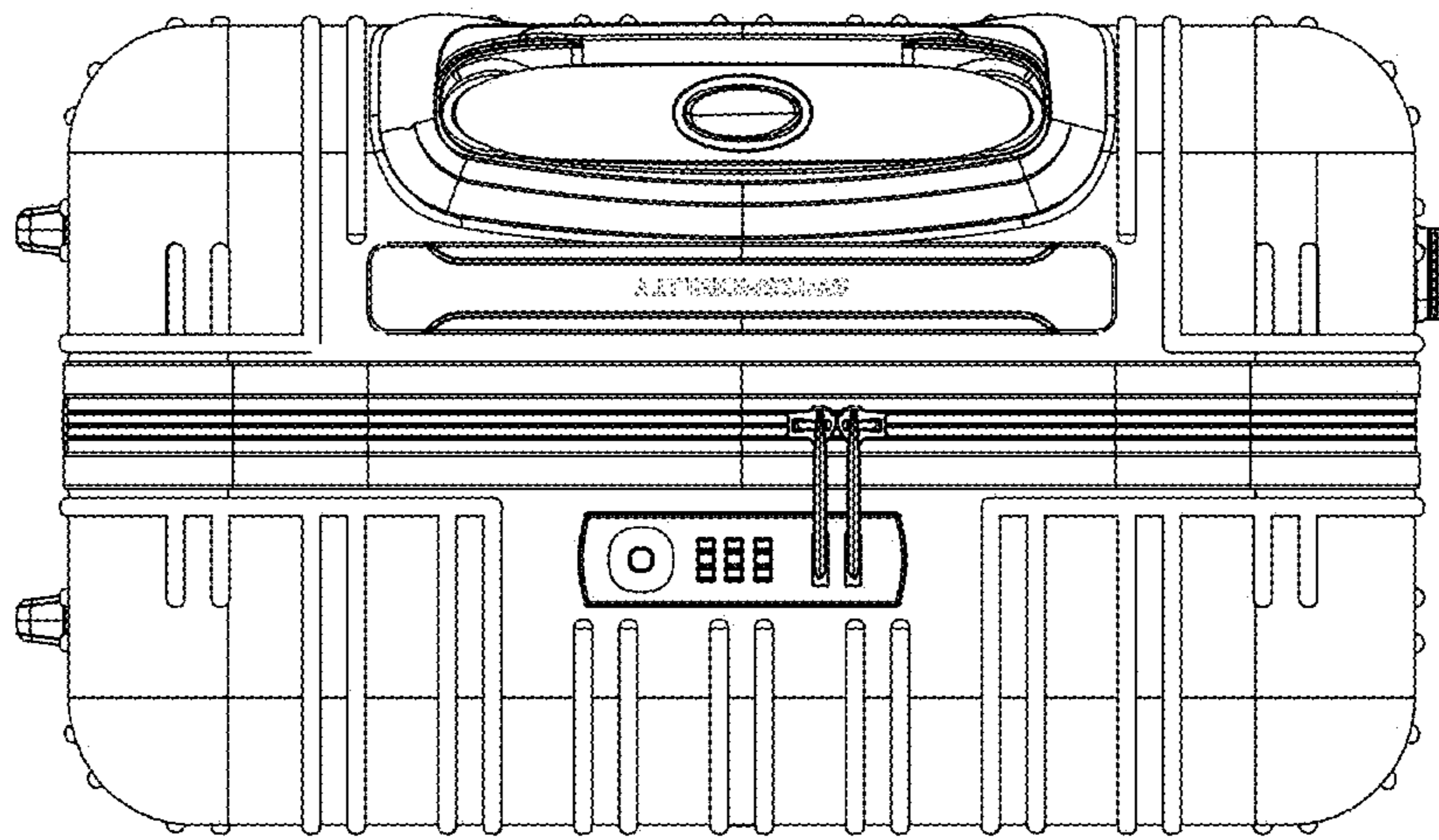


FIG. 4




FIG. 5



FIG. 6



FIG. 7