



US00D882923S

(12) **United States Design Patent**
Kuerbis

(10) **Patent No.:** **US D882,923 S**

(45) **Date of Patent:** **** May 5, 2020**

- (54) **SHOE**
- (71) Applicant: **NIKE, Inc.**, Beaverton, OR (US)
- (72) Inventor: **Tate E. Kuerbis**, Portland, OR (US)
- (73) Assignee: **NIKE, Inc.**, Beaverton, OR (US)
- (**) Term: **15 Years**
- (21) Appl. No.: **29/658,471**
- (22) Filed: **Jul. 31, 2018**
- (51) **LOC (12) Cl.** **02-04**
- (52) **U.S. Cl.**
USPC **D2/957**; D2/951; D2/960
- (58) **Field of Classification Search**
USPC D2/902, 906, 908, 916, 918, 925,
D2/946-962, 977; 36/3 B, 22 R, 24.5,
36/25 R, 28, 32 R, 34 R, 59 C, 67 A, 103
CPC A43B 13/00; A43B 13/02; A43B 13/023;
A43B 13/026; A43B 13/04; A43B 13/08;
A43B 13/10; A43B 13/12; A43B 13/14;
A43B 13/141; A43B 13/143; A43B
13/16; A43B 13/18; A43B 13/181; A43B
13/187; A43B 13/189; A43B 13/20; A43B
13/22; A43B 13/223; A43B 13/24; A43B
13/28; A43B 13/30; A43B 13/32; A43B
13/34; A43B 13/36
See application file for complete search history.

(56) **References Cited**

U.S. PATENT DOCUMENTS

D55,529 S *	6/1920	Piper	D2/909
D70,701 S *	7/1926	Precourt	D2/951
2,334,719 A *	11/1943	Margolin	A43B 17/08
				36/3 B
4,075,772 A *	2/1978	Sicurella	A43B 7/141
				36/11.5
4,281,467 A *	8/1981	Anderie	A43B 13/223
				36/32 R

4,685,224 A *	8/1987	Anger	A43B 17/08
				36/43
D297,592 S *	9/1988	Diaz	D2/957
D302,348 S *	7/1989	Miller	D2/957
D319,143 S *	8/1991	Kiyosawa	D2/954

(Continued)

OTHER PUBLICATIONS

The Air Jordan 2 Melo Returns on Jun. 9 [online], [retrieved Jul. 30, 2018], Retrieved from Sneakernews.com [Internet] <URL: https://sneakernews.com/2018/05/24/air-jordan-2-melo-release-date-385475-122/>; 4 color sheets, Dated May 24, 2018.

(Continued)

Primary Examiner — T Chase Nelson

(74) *Attorney, Agent, or Firm* — Banner & Witcoff, Ltd.

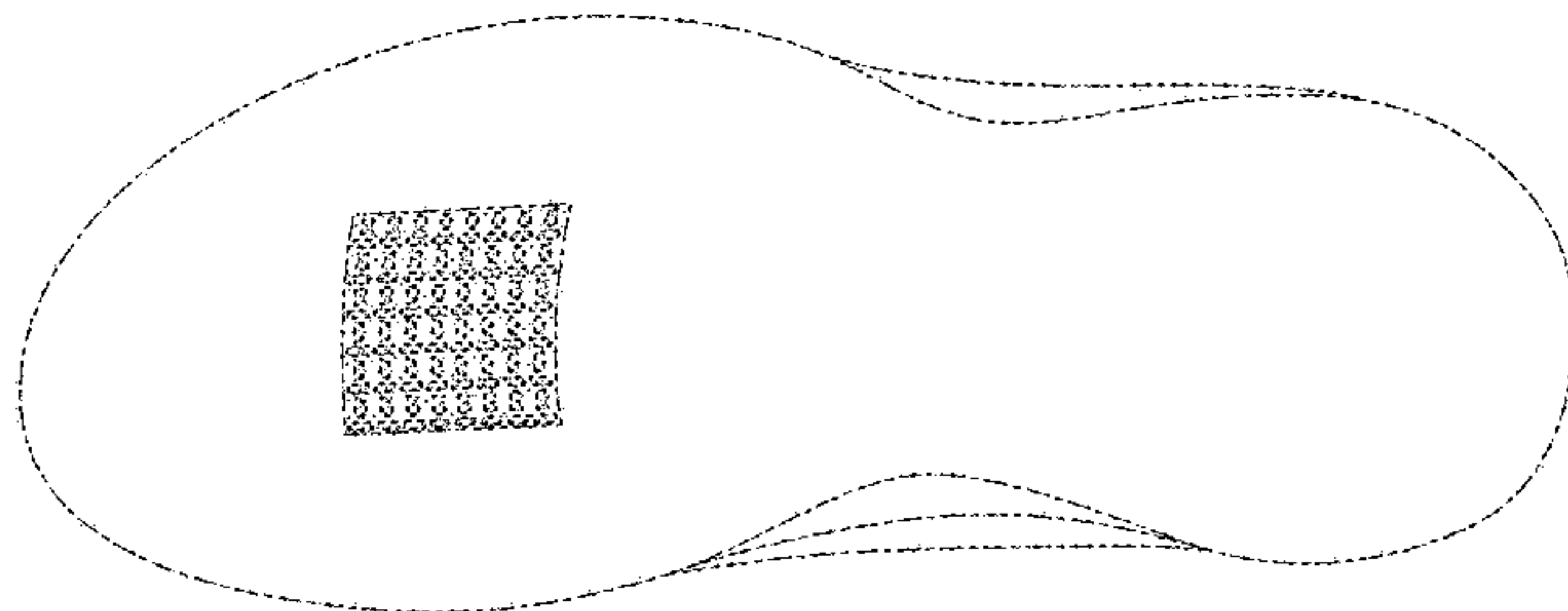
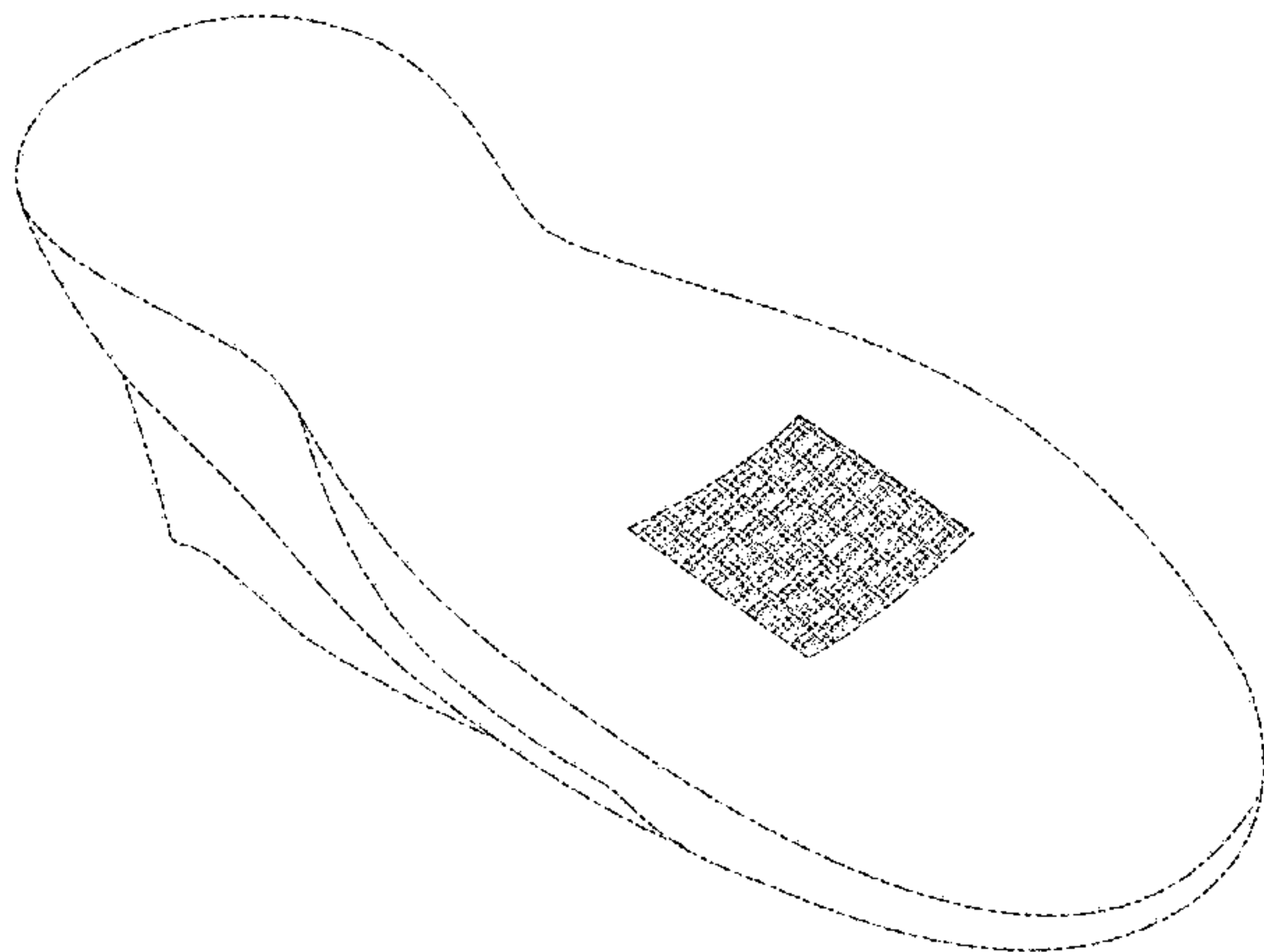
(57) **CLAIM**

The ornamental design for a shoe, as shown and described.

DESCRIPTION

FIG. 1 is a front bottom perspective view of a shoe showing my new design;
 FIG. 2 is a bottom view thereof;
 FIG. 3 is a rear bottom perspective view thereof;
 FIG. 4 is an enlarged view of a portion of the shoe of FIG. 1 shown with environmental subject matter omitted for clarity purposes;
 FIG. 5 is an enlarged view of a portion of the shoe of FIG. 2 shown with environmental subject matter omitted for clarity purposes; and,
 FIG. 6 is an enlarged view of a portion of the shoe of FIG. 3 shown with environmental subject matter omitted for clarity purposes.
 The broken lines surrounding the shaded area define the peripheral bounds of the claimed design and form no part thereof. The broken lines depicting the remainder of the shoe show features that form no part of the claimed design.

1 Claim, 6 Drawing Sheets



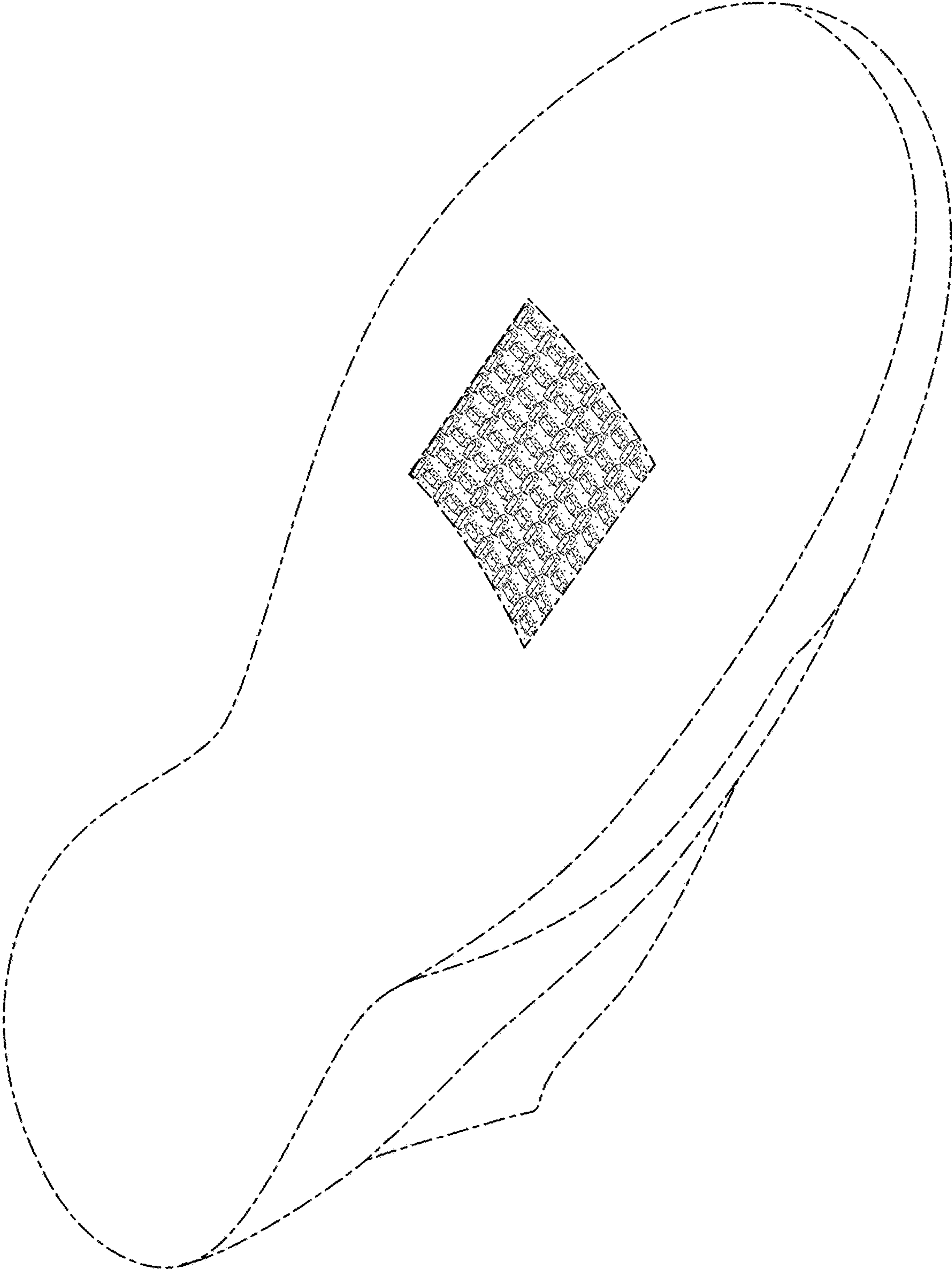


FIG. 1

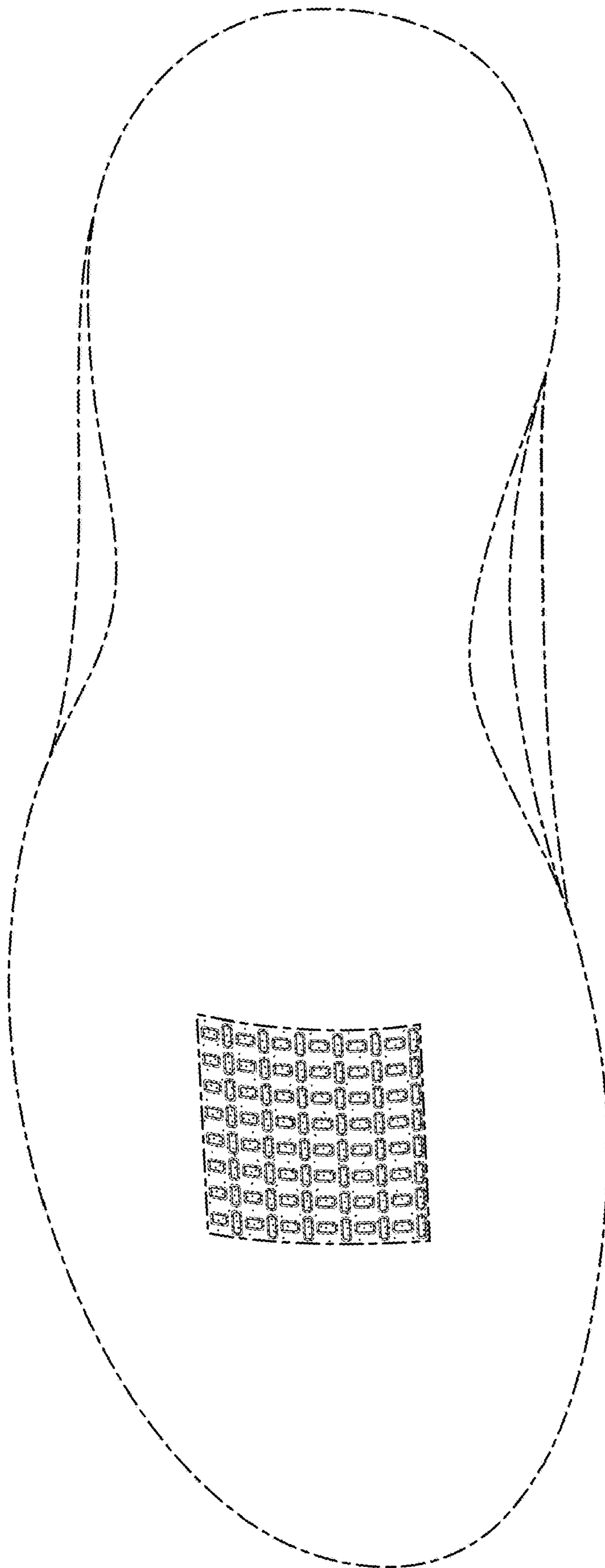


FIG. 2

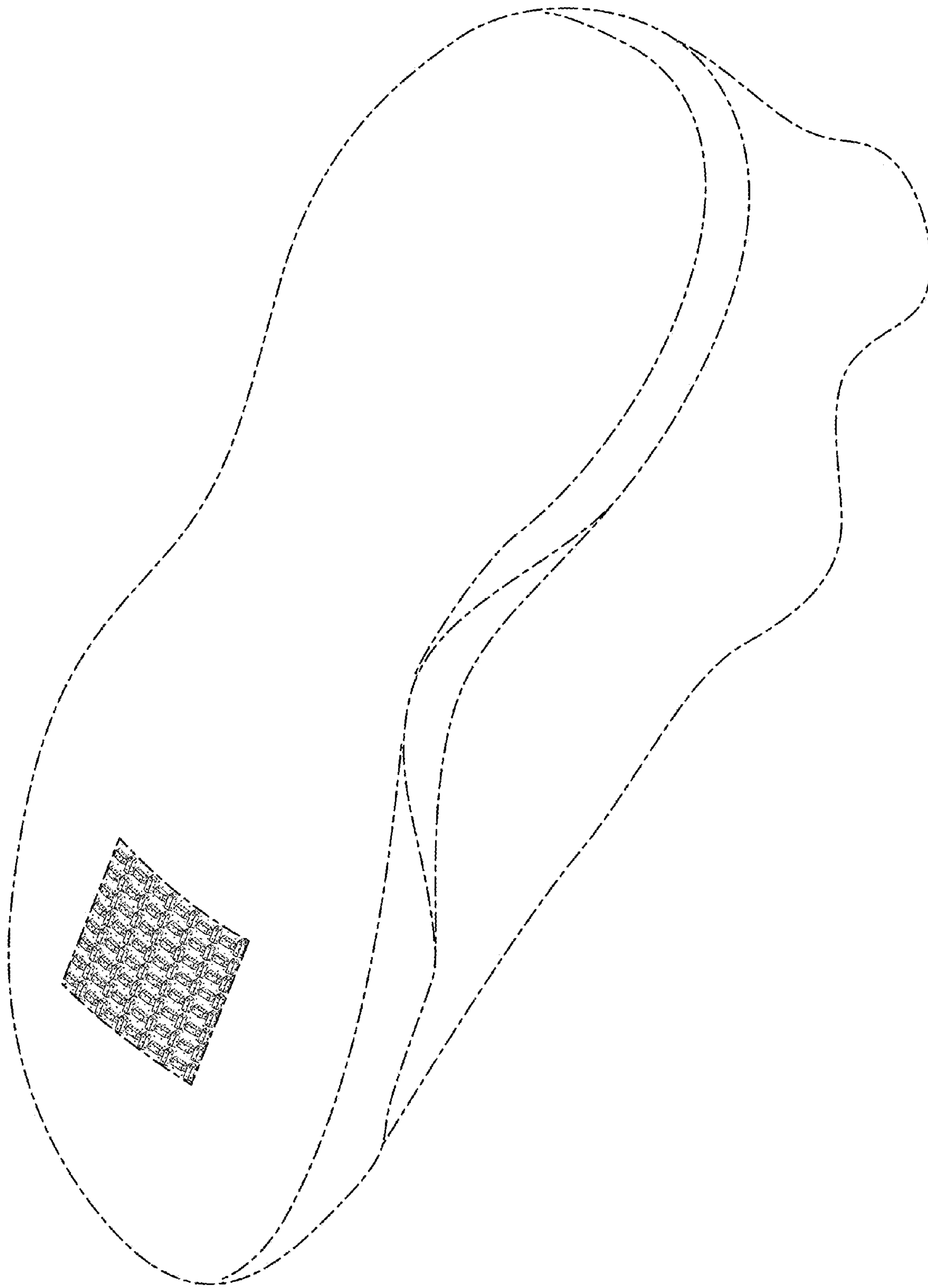


FIG. 3

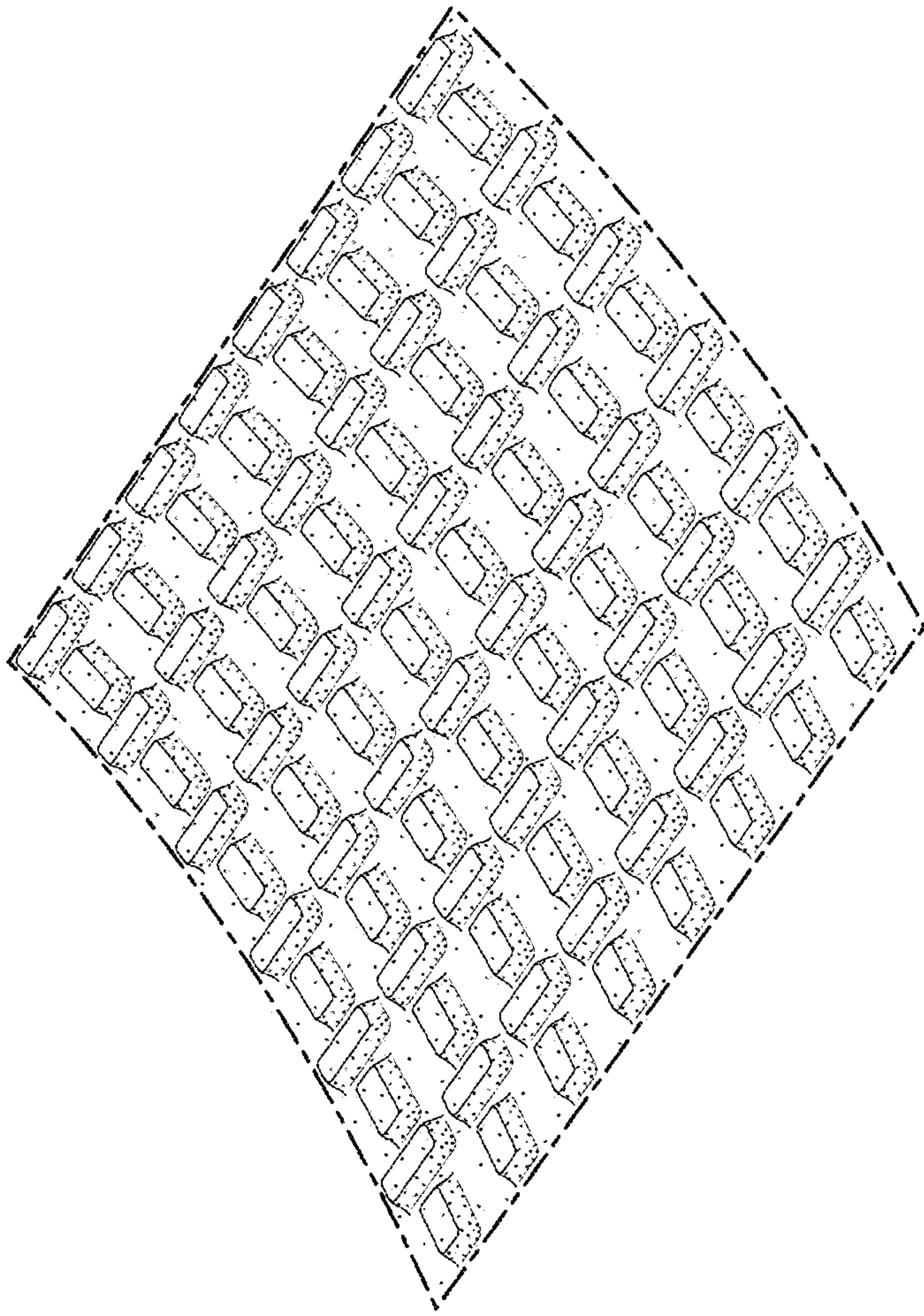


FIG. 4




FIG. 5

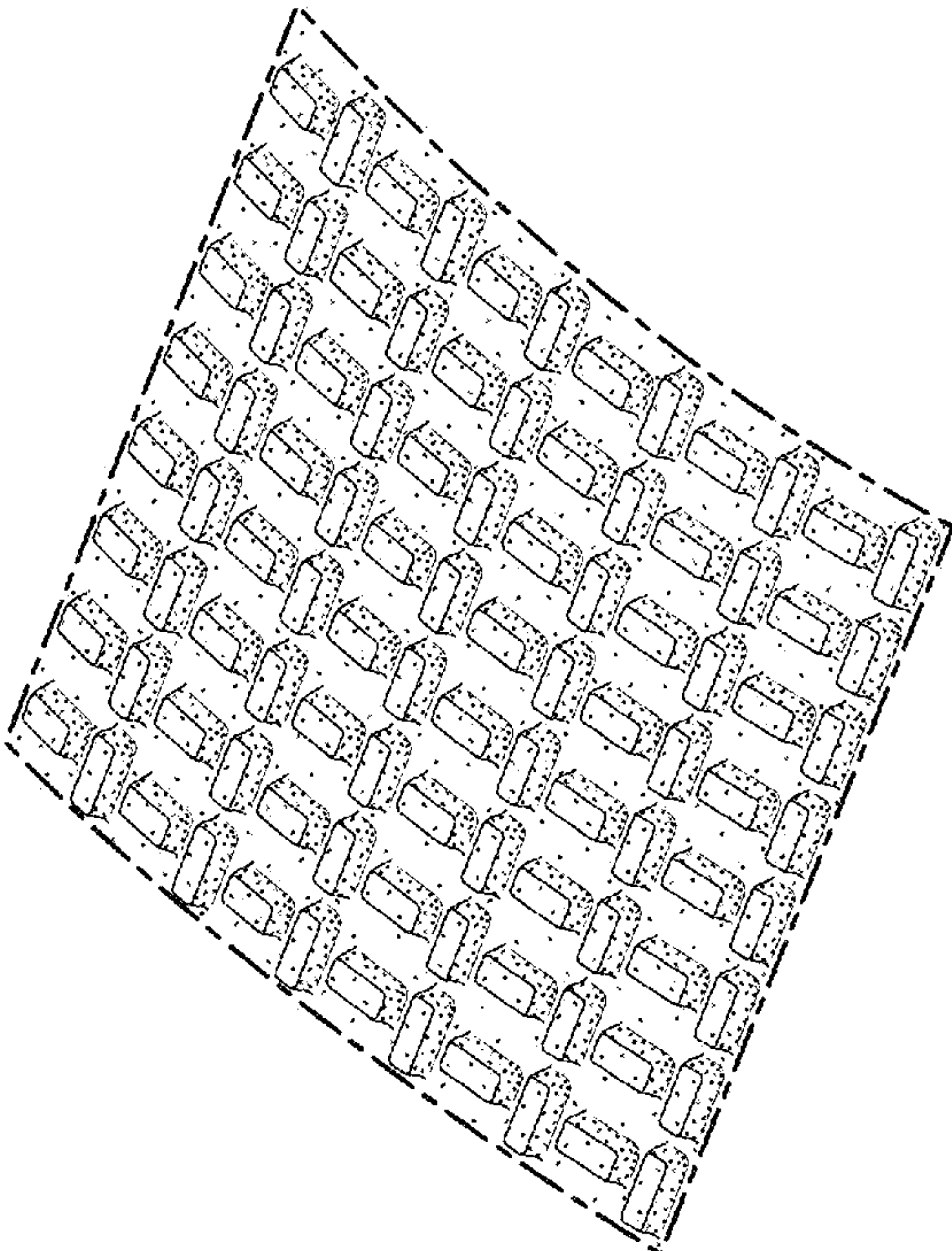


FIG. 6