



US00D882907S

(12) **United States Design Patent** (10) **Patent No.:** **US D882,907 S**  
**Dale** (45) **Date of Patent:** **\*\* May 5, 2020**

(54) **BRA LINER**  
(71) Applicant: **Brenda Dale**, Edwardsville, IL (US)  
(72) Inventor: **Brenda Dale**, Edwardsville, IL (US)  
(\*\*) Term: **15 Years**  
(21) Appl. No.: **29/658,617**  
(22) Filed: **Aug. 1, 2018**  
(51) **LOC (12) Cl.** ..... **02-01**  
(52) **U.S. Cl.**  
USPC ..... **D2/706**  
(58) **Field of Classification Search**  
USPC ..... D2/706-709; 450/81; D24/124; D28/7;  
D32/40  
CPC .. A41C 3/00; A41C 3/06; A41C 3/065; A41C  
3/144; A41C 3/14; A41C 3/148; A46B  
2200/106; A45D 2200/1036  
See application file for complete search history.

8,075,367 B2 12/2011 Taylor  
D736,909 S \* 8/2015 Labit ..... D24/124  
9,629,753 B2 4/2017 Golubovic et al.  
9,687,395 B2 6/2017 Clarke  
9,706,797 B1 \* 7/2017 Kratsa ..... A41C 3/065  
D793,652 S \* 8/2017 Perl ..... D2/706  
D814,140 S \* 4/2018 Trangmar ..... D2/706  
D852,412 S \* 6/2019 Grund ..... A45D 40/30  
D28/7  
D854,743 S \* 7/2019 Siddiqui ..... D28/7  
D855,284 S \* 8/2019 Cutone ..... D2/706  
2006/0252344 A1 11/2006 Jian  
2017/0000194 A1 1/2017 Huyghe  
2018/0295893 A1 \* 10/2018 Corley ..... A41C 3/128

\* cited by examiner

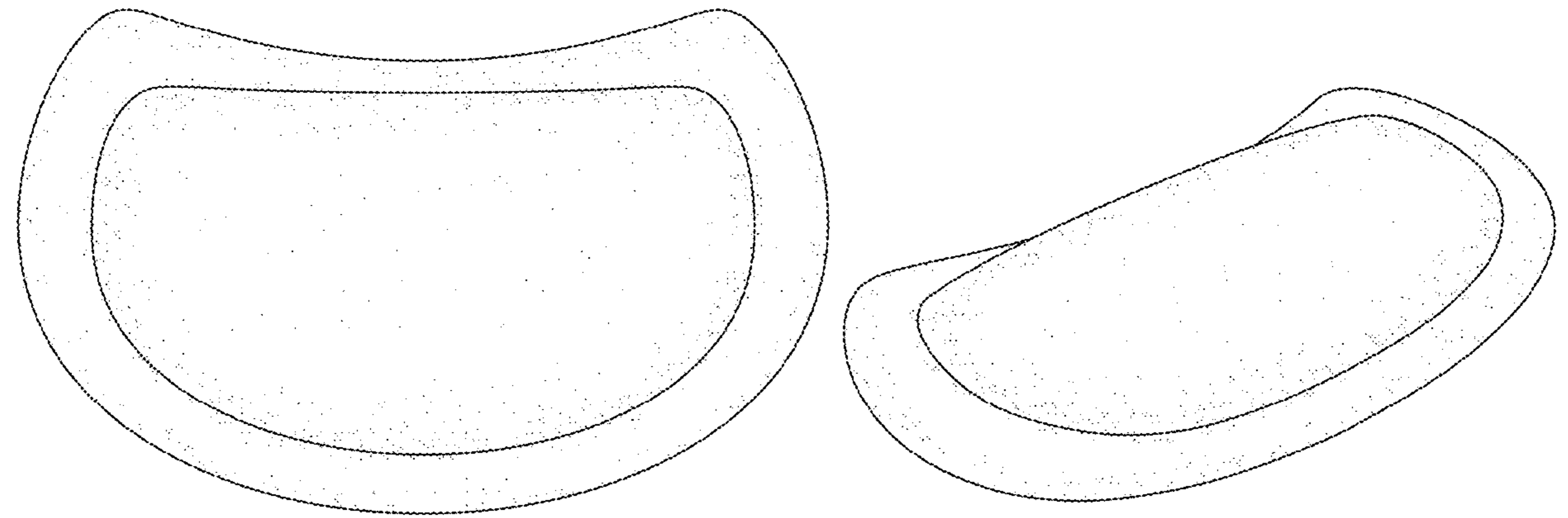
*Primary Examiner* — Barbara Fox  
*Assistant Examiner* — J. Thorn, Sr.

(57) **CLAIM**  
The ornamental design for a bra liner, as shown and described.

(56) **References Cited**  
U.S. PATENT DOCUMENTS  
D234,445 S \* 3/1975 Greenblatt ..... D2/706  
4,747,162 A 5/1988 Yanagihara  
D462,153 S \* 9/2002 Nadsady ..... D2/706  
D473,641 S \* 4/2003 Kali ..... D24/124  
D476,080 S \* 6/2003 Hantke ..... D24/124  
D492,816 S \* 7/2004 Bergquist ..... D28/7  
D504,201 S 4/2005 Ratcliffe  
D571,003 S \* 6/2008 Knuth ..... D24/124  
D575,934 S \* 9/2008 Killinger ..... D2/706  
7,905,763 B1 3/2011 Frank

**DESCRIPTION**  
FIG. 1 is a front view of a bra liner showing my new design;  
FIG. 2 is a rear view of the bra liner;  
FIG. 3 is a right side view of the bra liner;  
FIG. 4 is a left side view of the bra liner;  
FIG. 5 is a top view of the bra liner;  
FIG. 6 is a bottom view of the bra liner; and,  
FIG. 7 is a bottom front side perspective view of the bra liner.

**1 Claim, 3 Drawing Sheets**



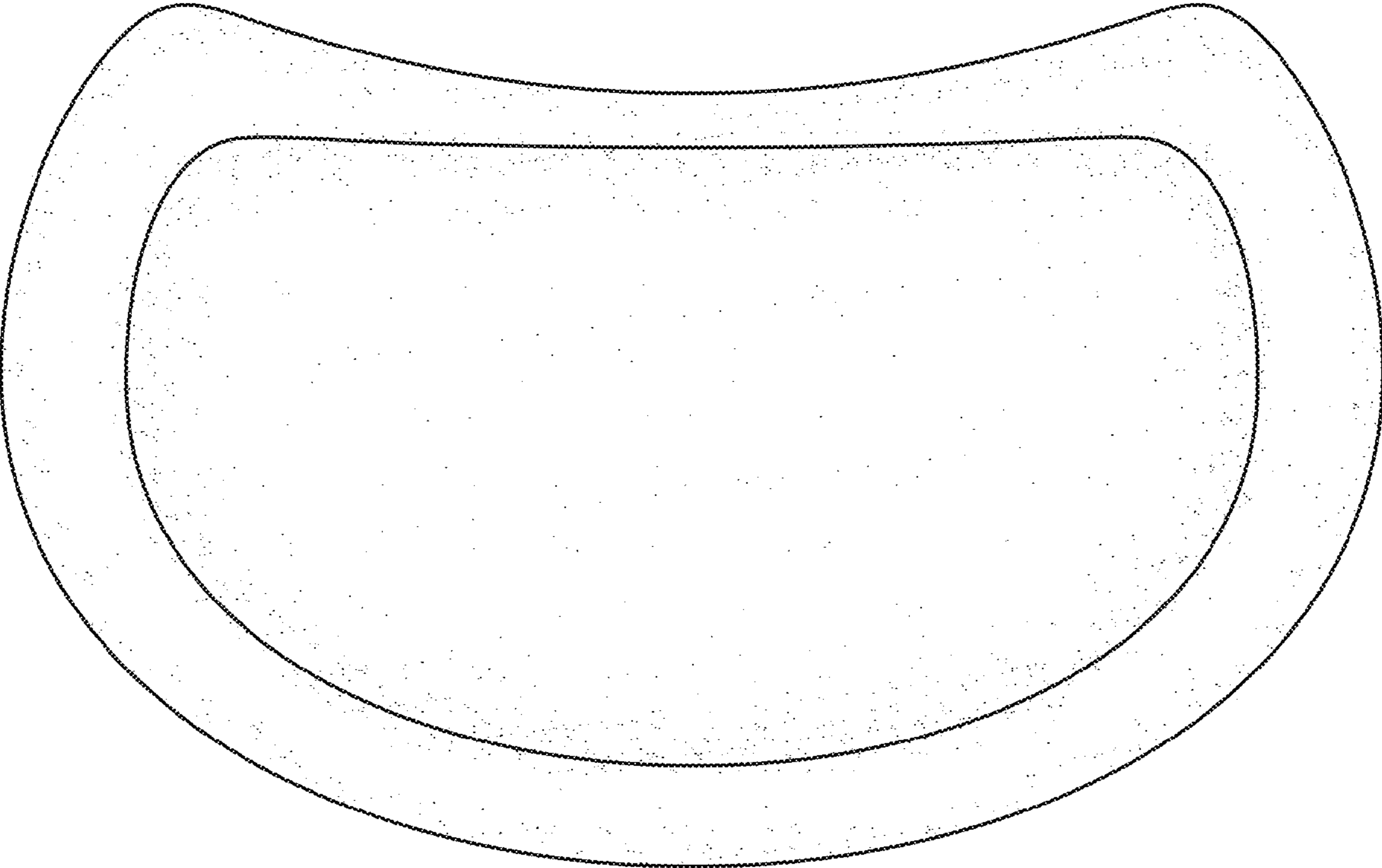


FIG. 1

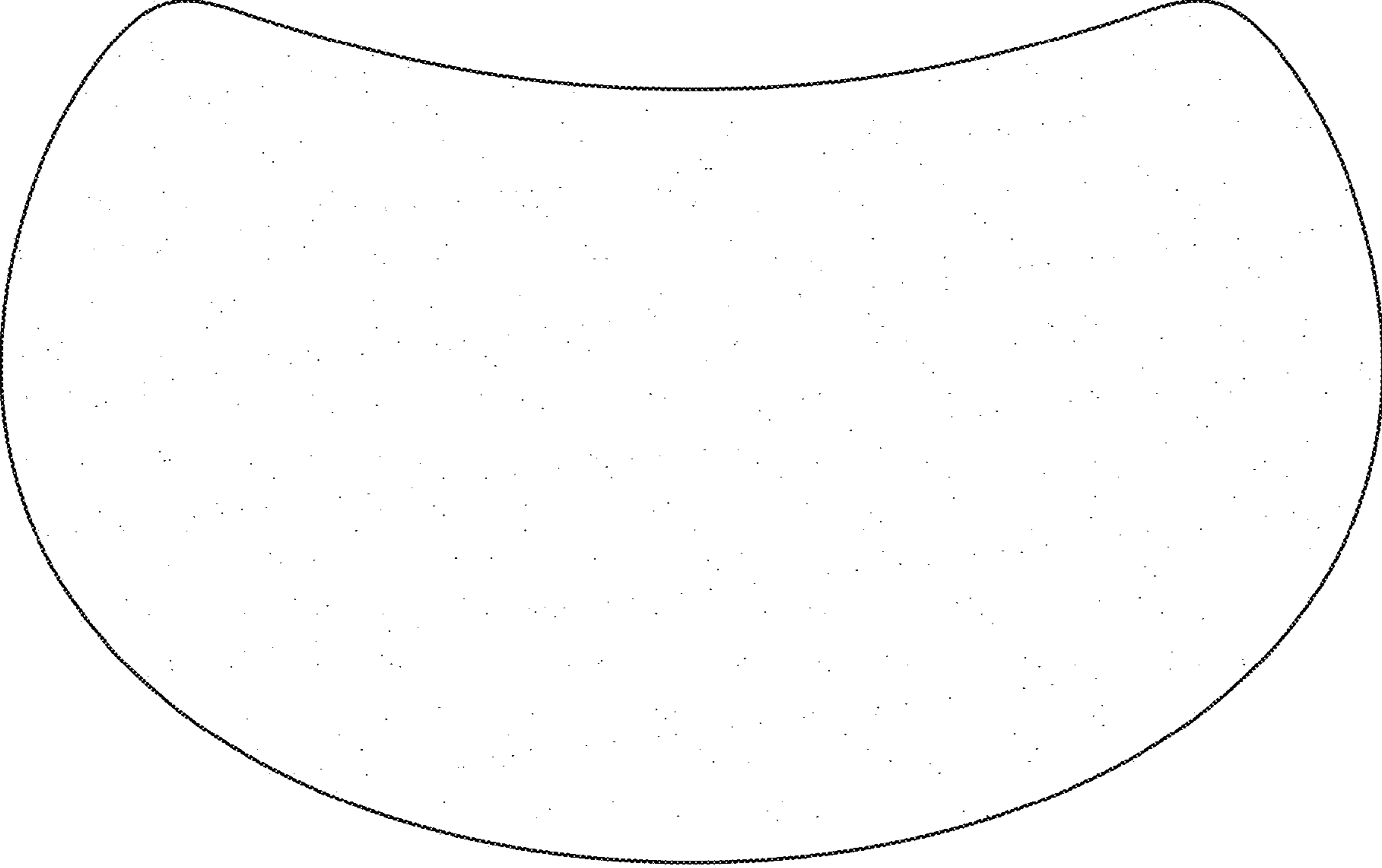


FIG. 2




FIG. 3




FIG. 4




FIG. 5




FIG. 6

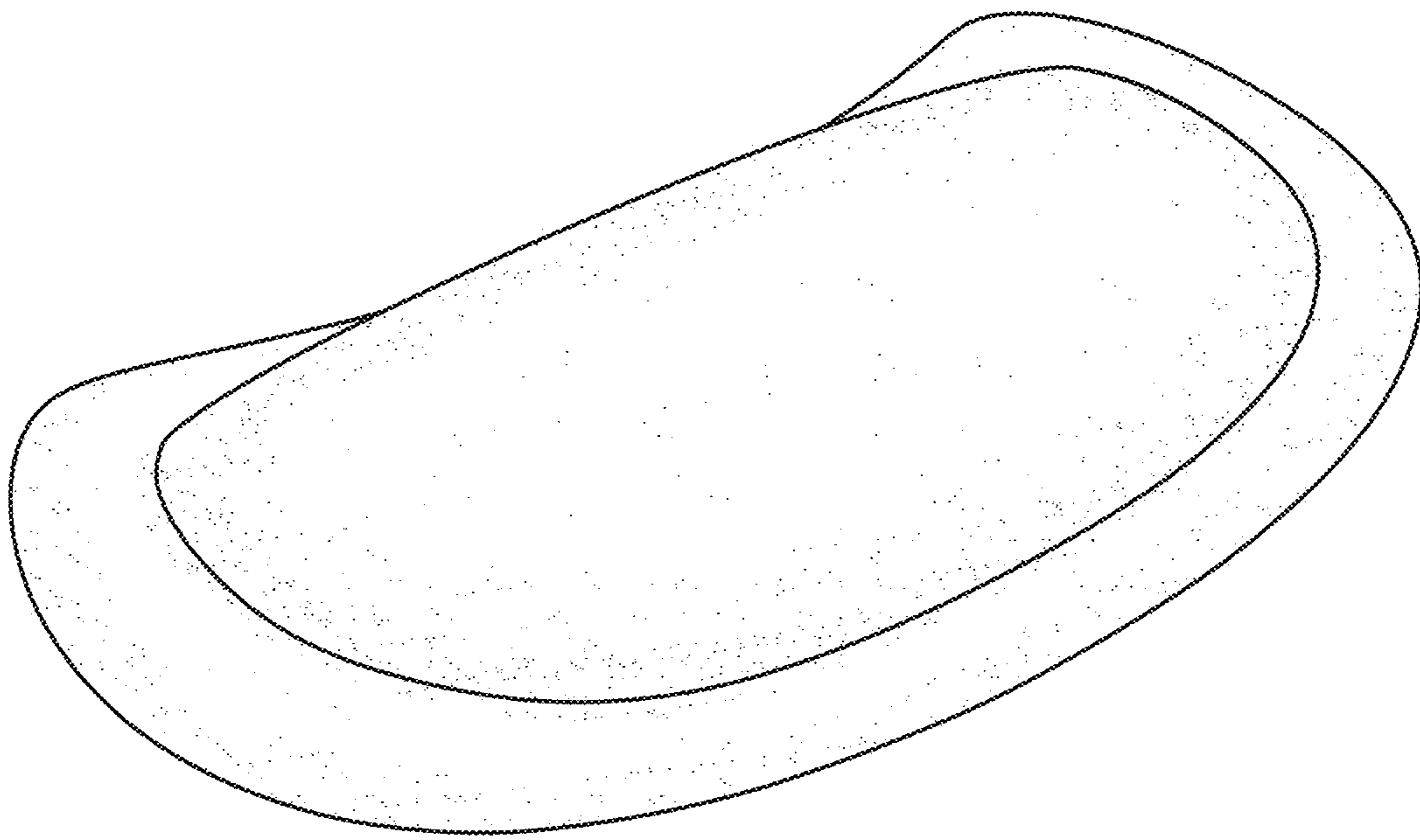


FIG. 7