



US00D882902S

(12) **United States Design Patent**  
**Schouten et al.**

(10) **Patent No.:** **US D882,902 S**  
(45) **Date of Patent:** **\*\* Apr. 28, 2020**

(54) **DUSTPAN**

(71) Applicant: **FC Brands Limited**, Central Hong Kong (HK)

(72) Inventors: **Pieter Schouten**, Berkeley, CA (US); **Heather Tomasetti Kauffman**, Larchmont, NY (US); **Tal Chitayat**, New York, NY (US); **David Dennys Chitayat**, Shanghai (CN)

(73) Assignee: **FC Brands Limited**, Central Hong Kong (HK)

(\*\*) Term: **15 Years**

(21) Appl. No.: **29/682,078**

(22) Filed: **Mar. 1, 2019**

(51) **LOC (12) Cl.** ..... **07-05**

(52) **U.S. Cl.**  
USPC ..... **D32/74**

(58) **Field of Classification Search**  
USPC ..... D32/74, 41; D30/162; D7/691, 688; D4/116; 15/257.5, 257.3, 257.2, 257.1; 134/6  
CPC ..... A47L 13/52; A47L 13/51; A46B 15/00; A46B 15/0097; A46B 15/0095; A46B 17/04; A46B 5/00; A46B 2200/302  
See application file for complete search history.

(56) **References Cited**

**U.S. PATENT DOCUMENTS**

D551,820 S \* 9/2007 Morad ..... D32/74  
D555,316 S \* 11/2007 Hay ..... D32/74  
D586,519 S \* 2/2009 Casteel ..... D32/74  
D594,618 S \* 6/2009 ekercio lu ..... D32/74

D677,849 S \* 3/2013 Petersen ..... D32/74  
D695,471 S \* 12/2013 Buhagiar ..... D30/162  
D824,629 S \* 7/2018 Libman ..... D32/74  
D824,630 S \* 7/2018 Libman ..... D32/74  
D834,276 S \* 11/2018 Gregory ..... D32/74  
D845,574 S \* 4/2019 Martino ..... D32/74  
D853,673 S \* 7/2019 Aguiar ..... D32/74  
D871,011 S \* 12/2019 Serfas ..... D32/74

\* cited by examiner

*Primary Examiner* — Austin Murphy

(74) *Attorney, Agent, or Firm* — Pierce Atwood LLP

(57) **CLAIM**

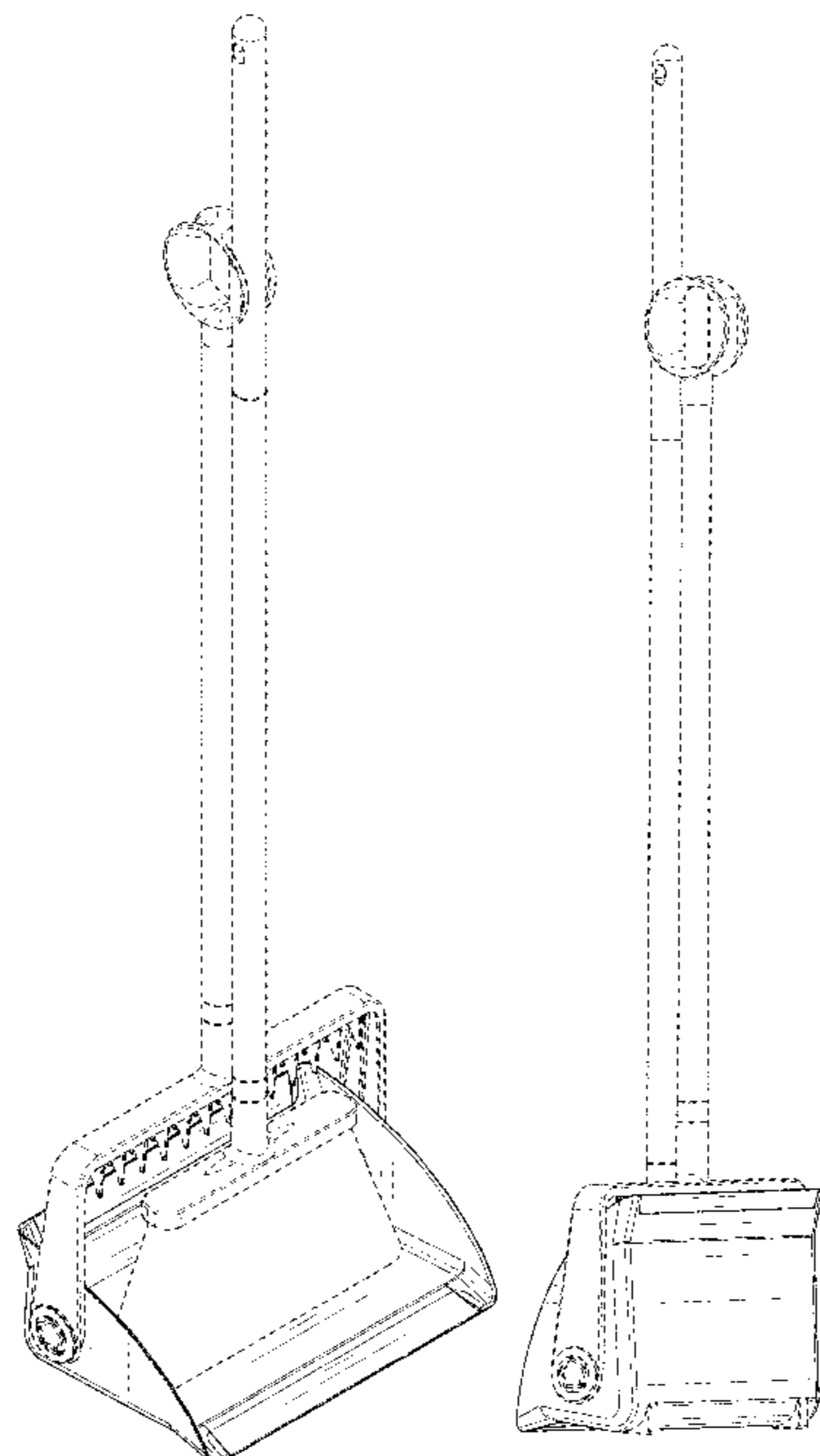
The ornamental design for a dustpan, as shown and described.

**DESCRIPTION**

FIG. 1 is a front perspective view of a dustpan showing our new design positioned in a first configuration;  
FIG. 2 is a front elevation view thereof;  
FIG. 3 is a rear elevation view thereof;  
FIG. 4 is a right side elevation view thereof;  
FIG. 5 is a left side elevation view thereof;  
FIG. 6 is the top plan view thereof;  
FIG. 7 is the bottom plan view thereof;  
FIG. 8 is a front perspective view of the dustpan positioned in a second configuration;  
FIG. 9 is a rear perspective view of the dustpan in the first configuration; and,  
FIG. 10 is a rear perspective view of the dustpan in the second configuration.

The broken lines in the drawings depict portions of the dustpan that form no part of the claimed design. In particular, the dustpan bail, the dustpan handle, including the shaft and circular end, and also the associated broom head and broom handle form no part of the claimed design.

**1 Claim, 9 Drawing Sheets**



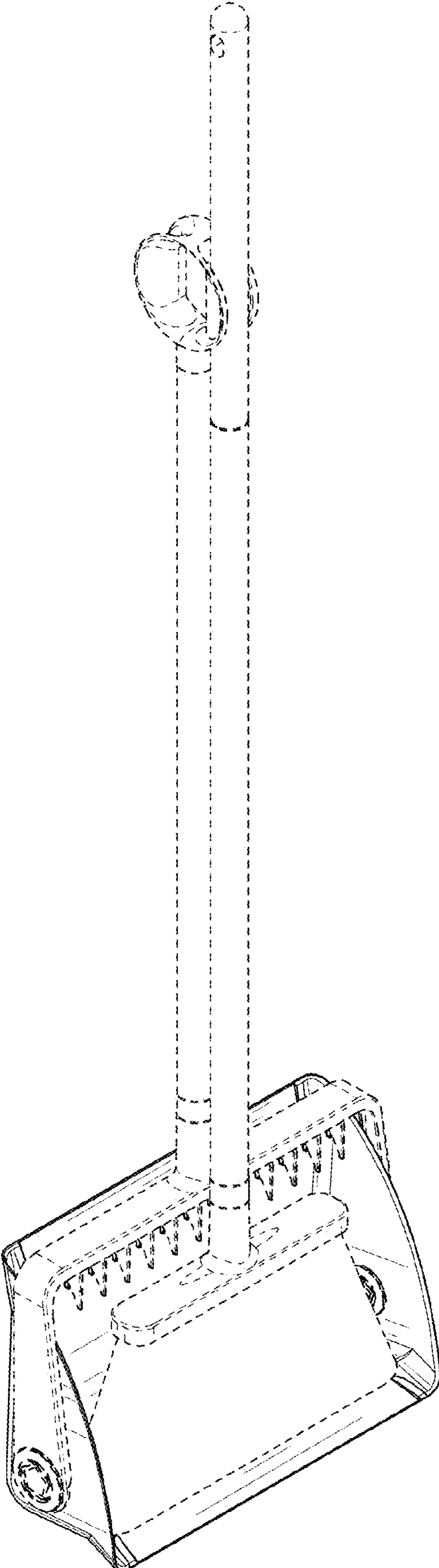


FIG. 1

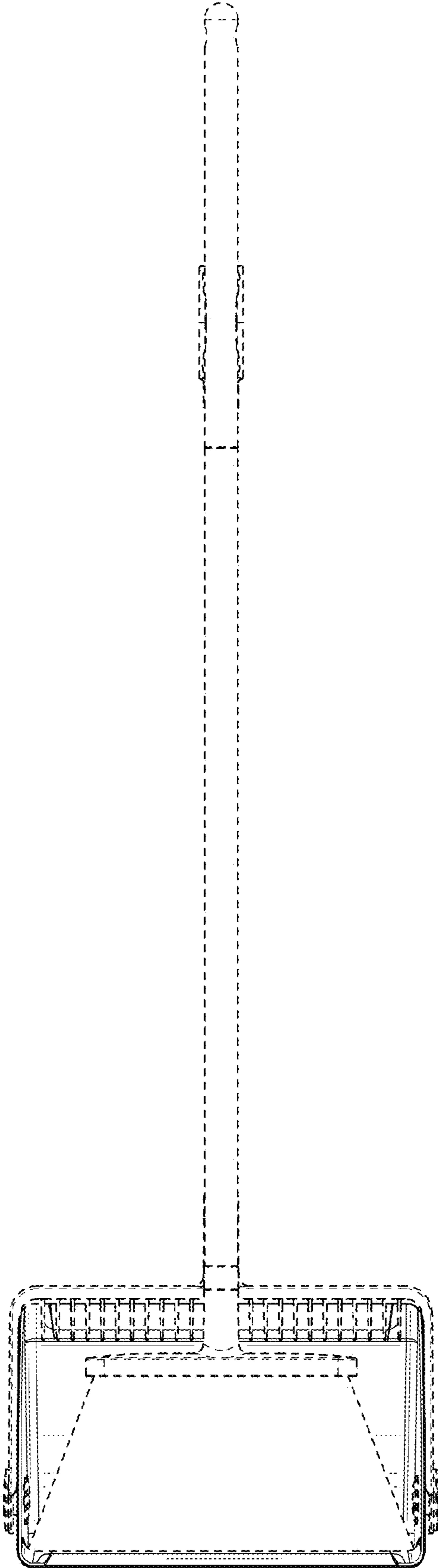


FIG. 2

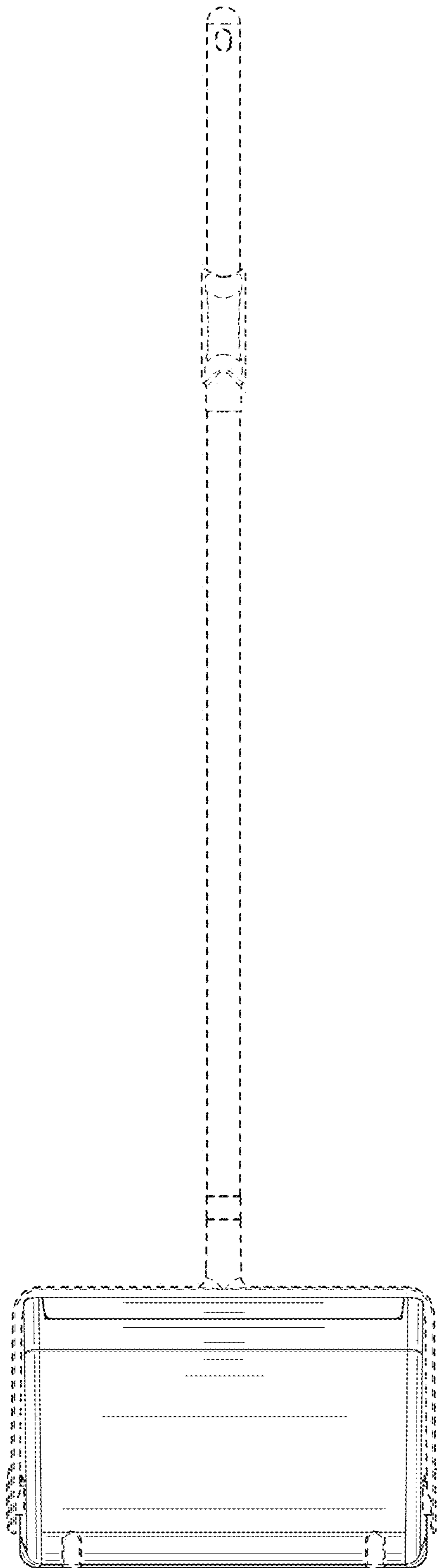


FIG. 3




FIG. 4




FIG. 5

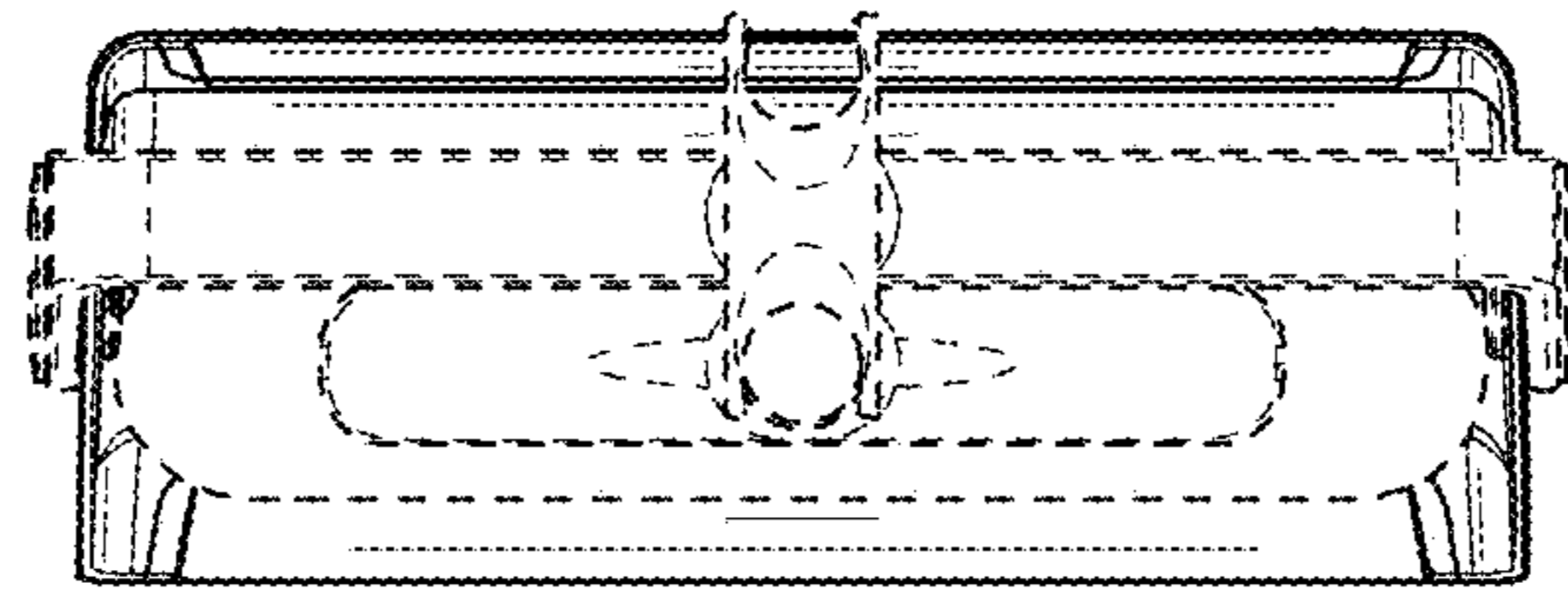


FIG. 6




FIG. 7

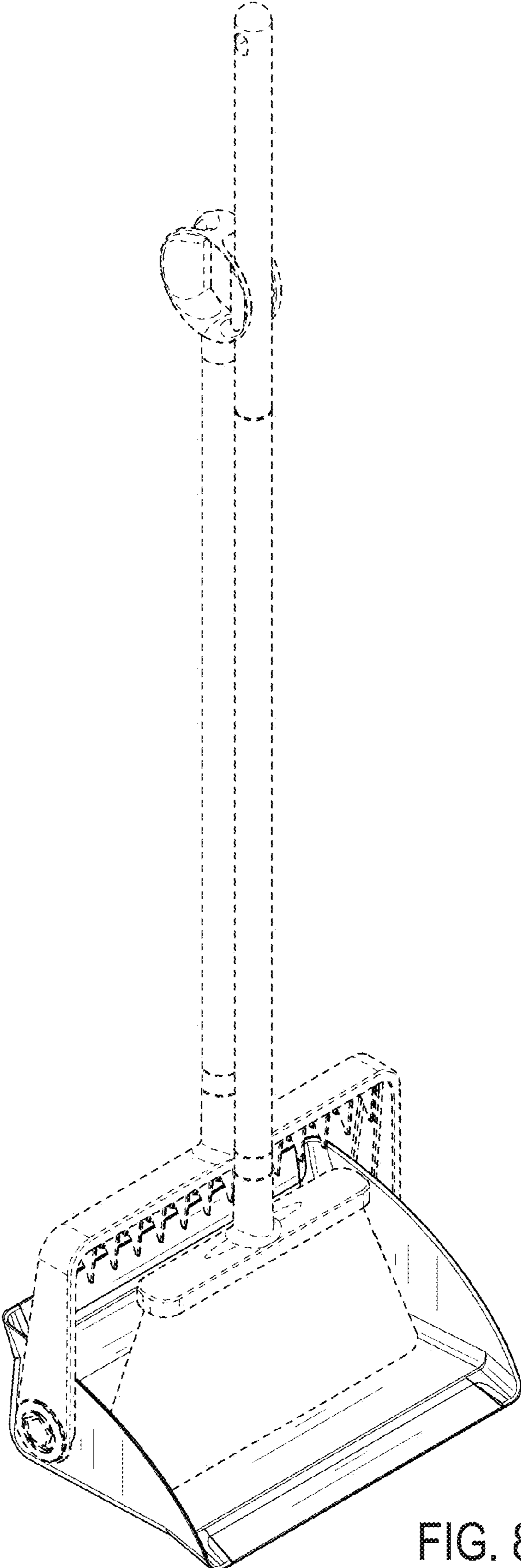


FIG. 8






FIG. 9

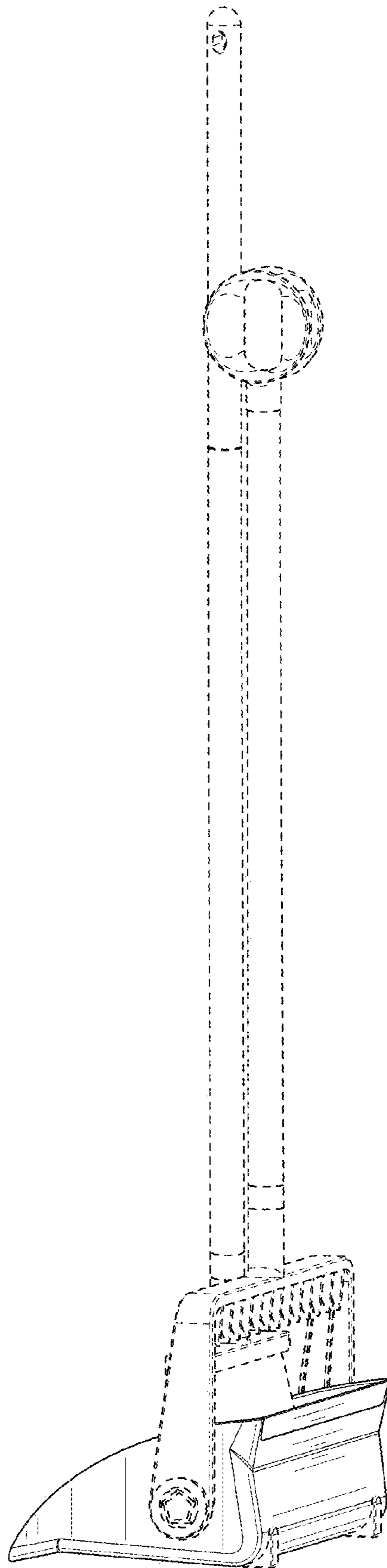


FIG. 10