



US00D882891S

(12) **United States Design Patent** (10) **Patent No.:** **US D882,891 S**  
**Ayers** (45) **Date of Patent:** **\*\* Apr. 28, 2020**

- (54) **LAUNDRY KNOB**
- (71) Applicant: **WHIRLPOOL CORPORATION**,  
Benton Harbor, MI (US)
- (72) Inventor: **Kevin B. Ayers**, St. Joseph, MI (US)
- (73) Assignee: **Whirlpool Corporation**, Benton  
Harbor, MI (US)
- (\*\*) Term: **15 Years**
- (21) Appl. No.: **29/610,295**
- (22) Filed: **Jul. 11, 2017**

**Related U.S. Application Data**

- (62) Division of application No. 29/498,824, filed on Aug. 8, 2014, now Pat. No. Des. 794,884.

(51) **LOC (12) Cl.** ..... **15-05**

(52) **U.S. Cl.**  
USPC ..... **D32/28**

(58) **Field of Classification Search**  
USPC ..... D32/1, 5, 6, 26, 28; D8/300–303,  
D8/305–312, 321; D7/393, 402, 405–406  
CPC ..... D06F 39/005; H01H 19/025; Y10T  
29/49995; Y10T 29/49599; Y10T  
29/49885; Y10T 29/49826

See application file for complete search history.

(56) **References Cited**

**U.S. PATENT DOCUMENTS**

D291,053 S *	7/1987	Decursu .....	D8/310
D297,211 S *	8/1988	Rhoades .....	D8/310
D361,493 S *	8/1995	Chieda .....	D8/310
D419,373 S *	1/2000	Geelen .....	D7/393
D431,512 S *	10/2000	Pink .....	D12/197
D438,755 S *	3/2001	Rae .....	D7/393
D451,339 S *	12/2001	Munari .....	D7/393

D455,874 S *	4/2002	Resuello .....	D32/2
D456,572 S *	4/2002	Resuello .....	D32/28
D457,382 S *	5/2002	Coudurier .....	D7/391
D461,993 S *	8/2002	Coudurier .....	D7/393
D493,060 S *	7/2004	Pippel .....	D7/393
D524,097 S *	7/2006	Magnouloux .....	D7/393
D540,499 S *	4/2007	Crookshanks .....	D32/28
D558,010 S *	12/2007	Uglum .....	D8/40
D562,061 S *	2/2008	Schonherr .....	D7/393
D564,719 S *	3/2008	Eicher .....	D32/28
D571,064 S *	6/2008	Eicher .....	D32/28
D573,762 S *	7/2008	Eicher .....	D32/28
D576,445 S *	9/2008	Coudurier .....	D7/393
D613,010 S *	3/2010	Eicher .....	D32/28
D681,892 S *	5/2013	Meda .....	D32/28
D681,893 S *	5/2013	Meda .....	D32/28
D684,740 S *	6/2013	Geyer .....	D32/28
D693,974 S *	11/2013	Geyer .....	D32/28
D713,235 S *	9/2014	Lee .....	D8/310
D713,236 S *	9/2014	Park .....	D8/310
D722,259 S *	2/2015	Conner .....	D8/300
D736,589 S *	8/2015	Watson .....	D8/310

(Continued)

*Primary Examiner* — Michelle E. Wilson

(74) *Attorney, Agent, or Firm* — Price Heneveld LLP

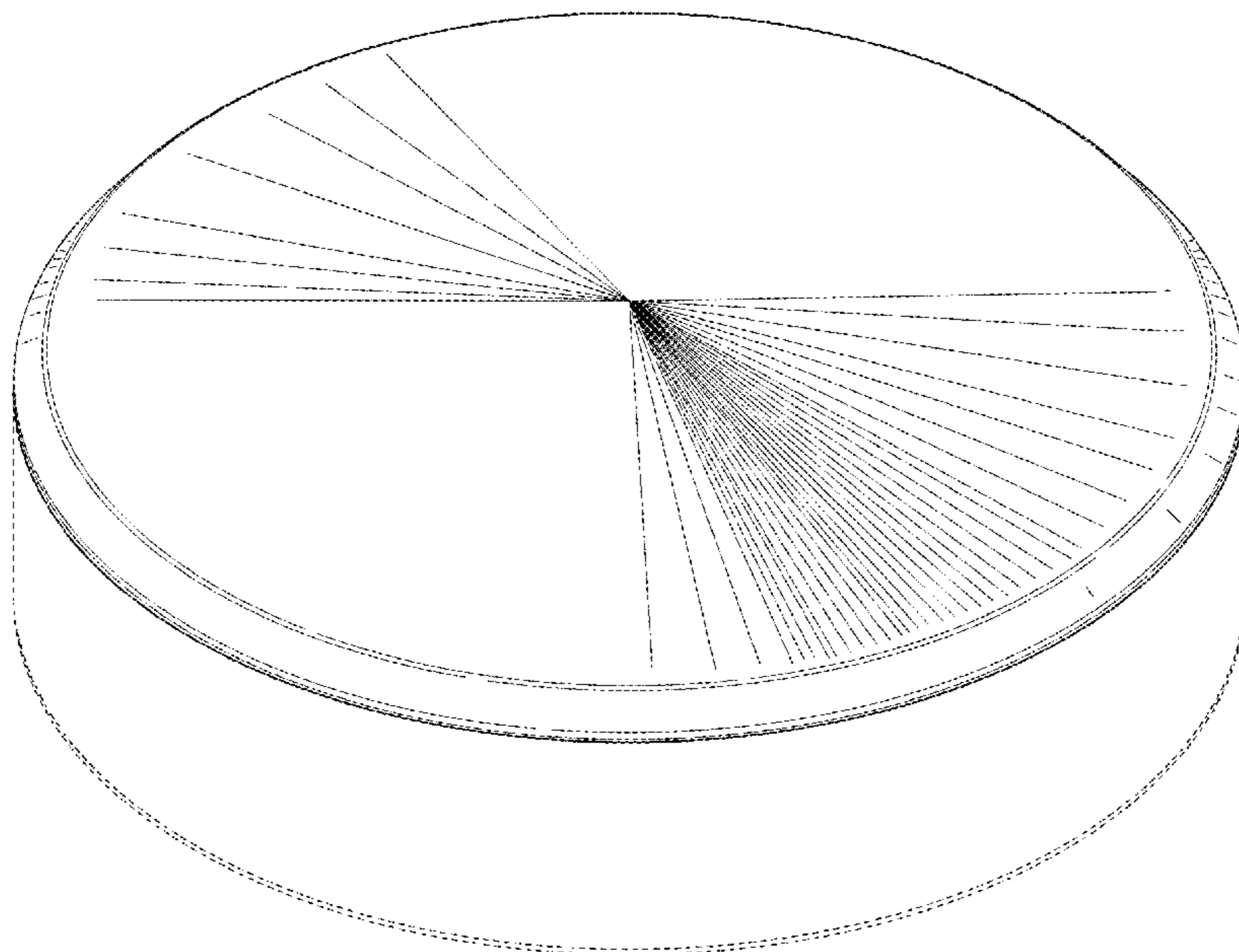
(57) **CLAIM**

I claim the ornamental design for a laundry knob, as shown and described.

**DESCRIPTION**

FIG. 1 is a top perspective view of the laundry knob of the present invention; FIG. 2 is a side elevation view of the laundry knob thereof; FIG. 3 is a top plan view of the laundry knob thereof; and, FIG. 4 is a bottom plan view of the laundry knob thereof. The broken lines in the figures are for contextual purposes or show the environment and form no part of the claimed design.

**1 Claim, 4 Drawing Sheets**



(56)

**References Cited**

U.S. PATENT DOCUMENTS

D758,825	S	*	6/2016	Nesbitt	.....	D8/310
D758,859	S	*	6/2016	Sorensen	.....	D7/393
D759,917	S	*	6/2016	Choi	.....	D32/28
D760,458	S	*	6/2016	Choi	.....	D32/28
D766,696	S	*	9/2016	Kemker	.....	D8/310
D771,888	S	*	11/2016	Kim	.....	D32/28
D772,037	S	*	11/2016	Zimmer	.....	D8/310
D776,509	S	*	1/2017	Fagan	.....	D8/300
D777,008	S	*	1/2017	Nesbitt	.....	D8/310
D794,884	S	*	8/2017	Ayers	.....	D32/28
D820,412	S	*	6/2018	Seum	.....	D23/254
D829,076	S	*	9/2018	Dulley	.....	D8/310
D830,019	S	*	10/2018	Kim	.....	D32/28
D830,020	S	*	10/2018	Kim	.....	D32/28
D831,918	S	*	10/2018	Lee	.....	D32/28
2006/0000698	A1	*	1/2006	Yoon	.....	D06F 39/005 200/336

\* cited by examiner

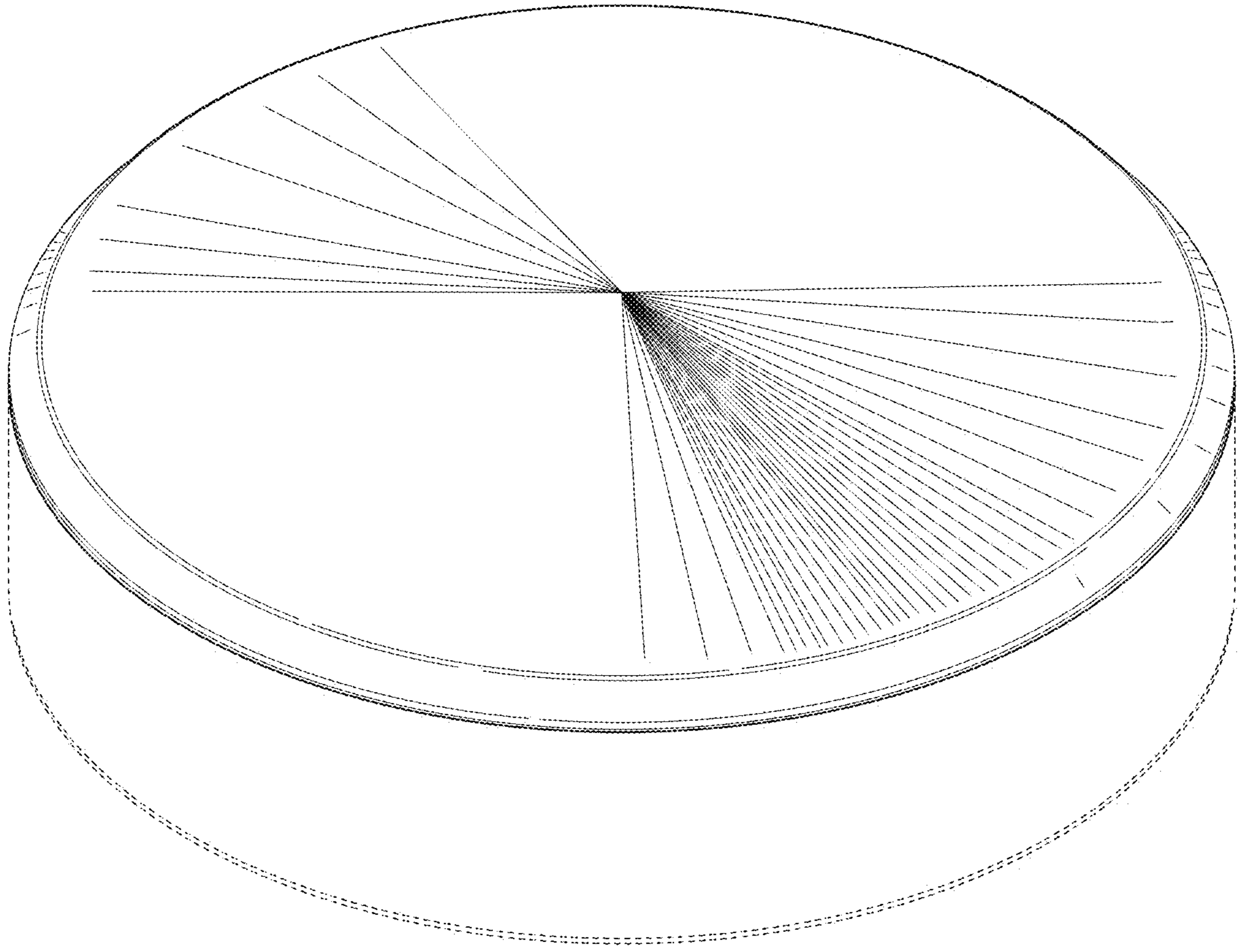

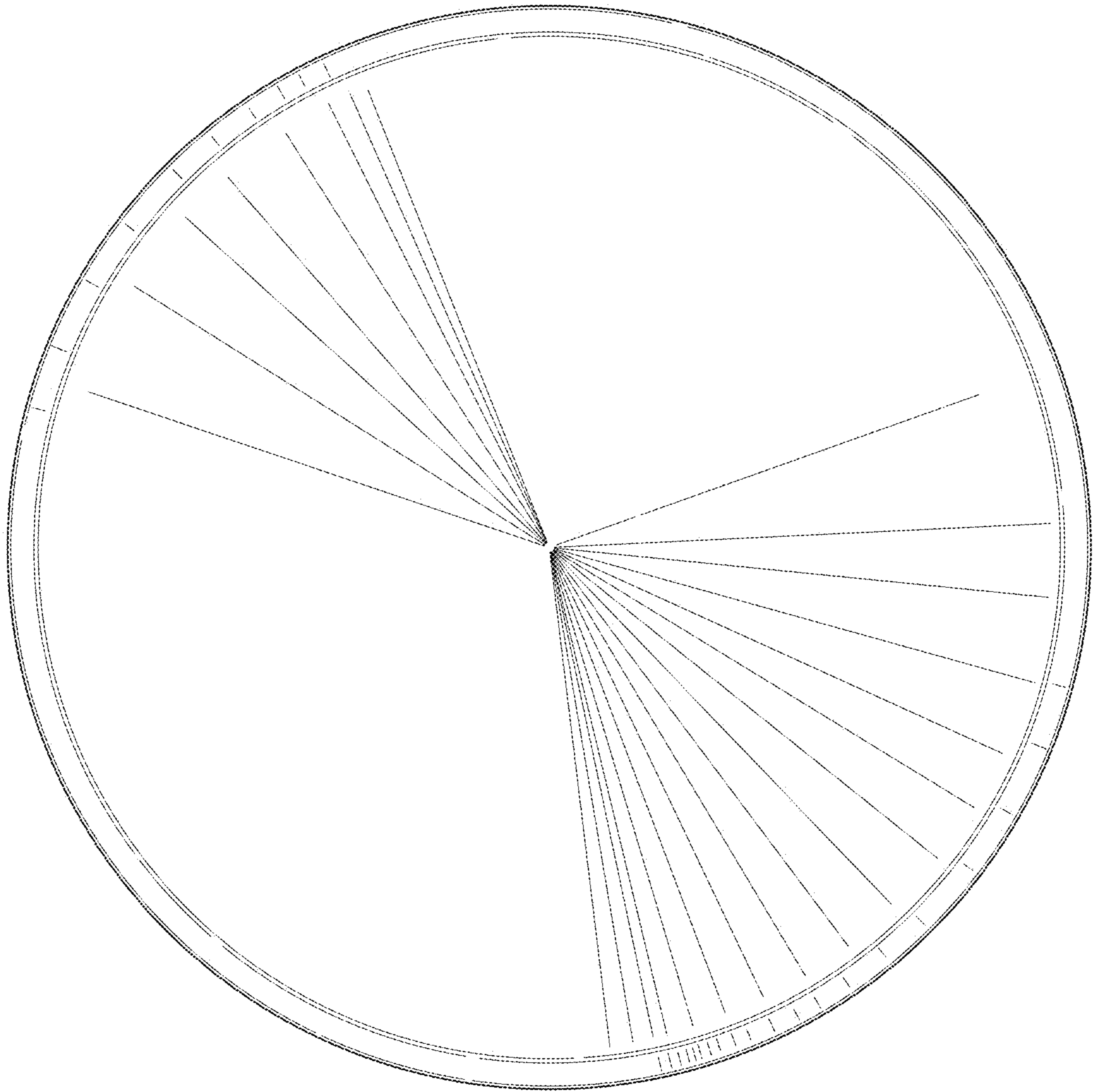



FIG. 1



**FIG. 2**



**FIG. 3**



**FIG. 4**