



US00D882880S

(12) **United States Design Patent**
Levin et al.

(10) **Patent No.:** **US D882,880 S**
(45) **Date of Patent:** **** Apr. 28, 2020**

(54) **FOOD SPREAD HOLDER FOR ANIMALS**

OTHER PUBLICATIONS

(71) Applicants: **Gregg Myles Levin**, Wellesley, MA (US); **Guang Yu Gao**, Malden, MA (US)

“Lick Lick Pad Dog Distraction Device, Large, Blue” available Feb. 4, 2020, [online], [site visited Feb. 21, 2020]. Retrieved from Internet, URL: <https://www.chewy.com/lick-lick-pad-dog-distraction-device/dp/218051> (Year: 2020).*

(72) Inventors: **Gregg Myles Levin**, Wellesley, MA (US); **Guang Yu Gao**, Malden, MA (US)

“Perfect Curve The Original Lick Lick Pad” available May 12, 2018, [online], [site visited Feb. 21, 2020]. Retrieved from Internet, URL: https://www.amazon.com/Perfect-Curve-Original-Distraction-Device/product-reviews/B078SDL5L9/ref=cm_cr_getr_d_paging_btm_next_9 (Year: 2018).*

(73) Assignee: **PERFECT CURVE INC**, Boston, MA (US)

“Dogleron Lick Mat for Dogs” available Jun. 15, 2018, [online], [site visited Feb. 21, 2020]. Retrieved from Internet, URL: https://www.amazon.com/DOGLERON-Grooming-Accessories-Training-Attachment/product-reviews/B07D42NCQ5/ref=cm_cr_getr_d_paging_btm_next_7 (Year: 2018).*

(**) Term: **15 Years**

* cited by examiner

(21) Appl. No.: **29/643,814**

(22) Filed: **Apr. 12, 2018**

Primary Examiner — Michael C Stout

(51) **LOC (12) Cl.** **30-07**

Assistant Examiner — Katrina N Gonzalez

(52) **U.S. Cl.**
USPC **D30/121**

(74) *Attorney, Agent, or Firm* — John M. Brandt

(58) **Field of Classification Search**
USPC D30/121, 122, 129–133, 199
CPC A01K 5/00
See application file for complete search history.

(57) **CLAIM**

The ornamental design for a food spread holder for animals, as shown and described.

DESCRIPTION

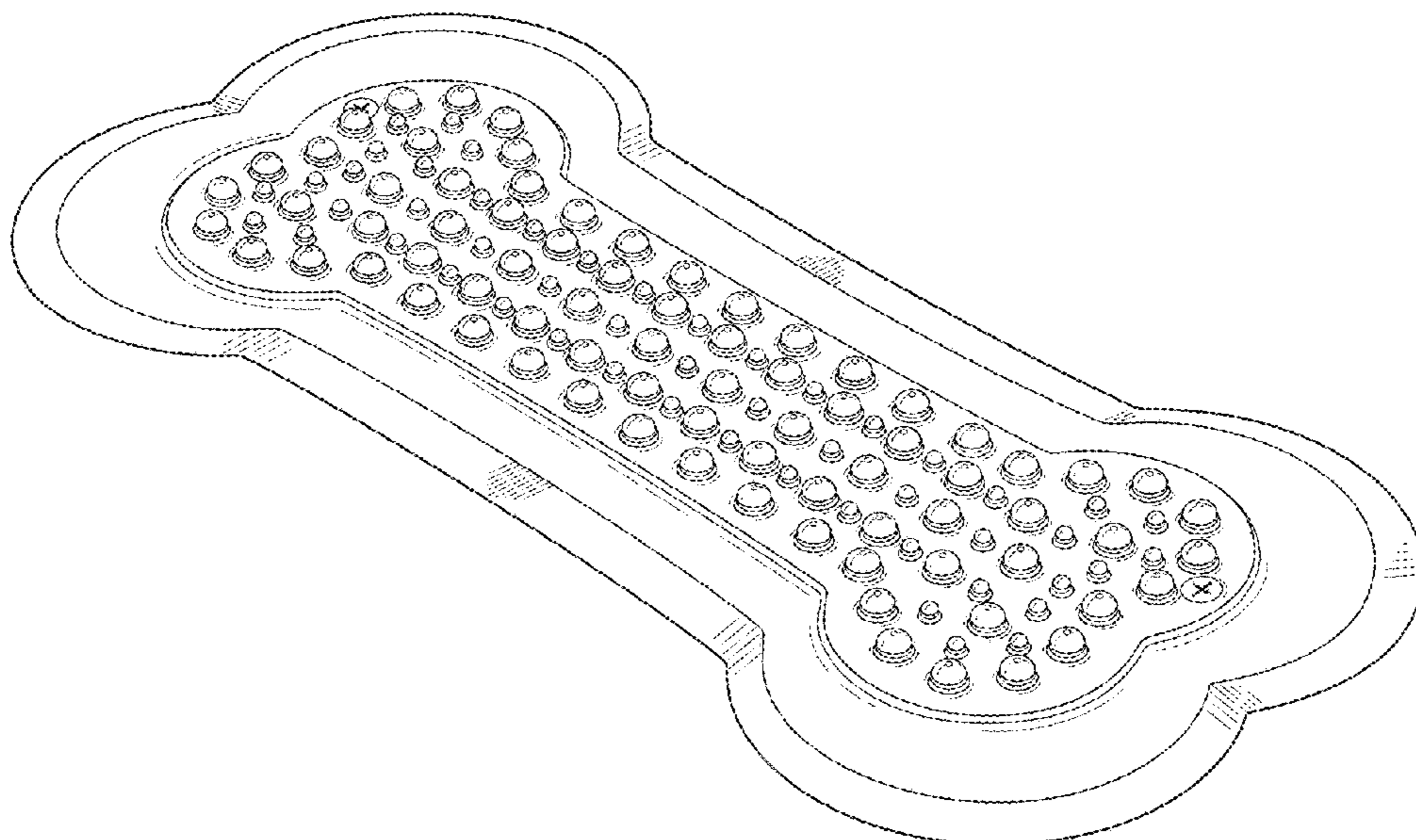
(56) **References Cited**

U.S. PATENT DOCUMENTS

D300,068 S *	2/1989	Pritikin	D30/129
D512,539 S *	12/2005	Brunes	D30/130
D540,181 S *	4/2007	Edwards	D30/160
D604,463 S *	11/2009	Pittman	D30/118
D709,247 S *	7/2014	Gailen	D30/121
D717,504 S *	11/2014	Gailen	D30/121
D725,317 S *	3/2015	Avalos Sartorio	D30/121
D727,576 S *	4/2015	Avalos Sartorio	D30/121
D751,773 S *	3/2016	Gailen	D30/121
2015/0334988 A1 *	11/2015	Gailen	A01K 5/00 119/51.01
2018/0359991 A1 *	12/2018	Levin	A01K 5/00

FIG. 1 is a perspective view of our new design;
FIG. 2 is a top view of the design of FIG. 1;
FIG. 3 is a bottom view of the design of FIG. 1;
FIG. 4 is an elevation view of the front side of the design of FIG. 1;
FIG. 5 is an elevation view of the back side of the design of FIG. 1;
FIG. 6 is an elevation view of the left side of the design of FIG. 1; and,
FIG. 7 is an elevation view of the right side of the design of FIG. 1.

1 Claim, 5 Drawing Sheets



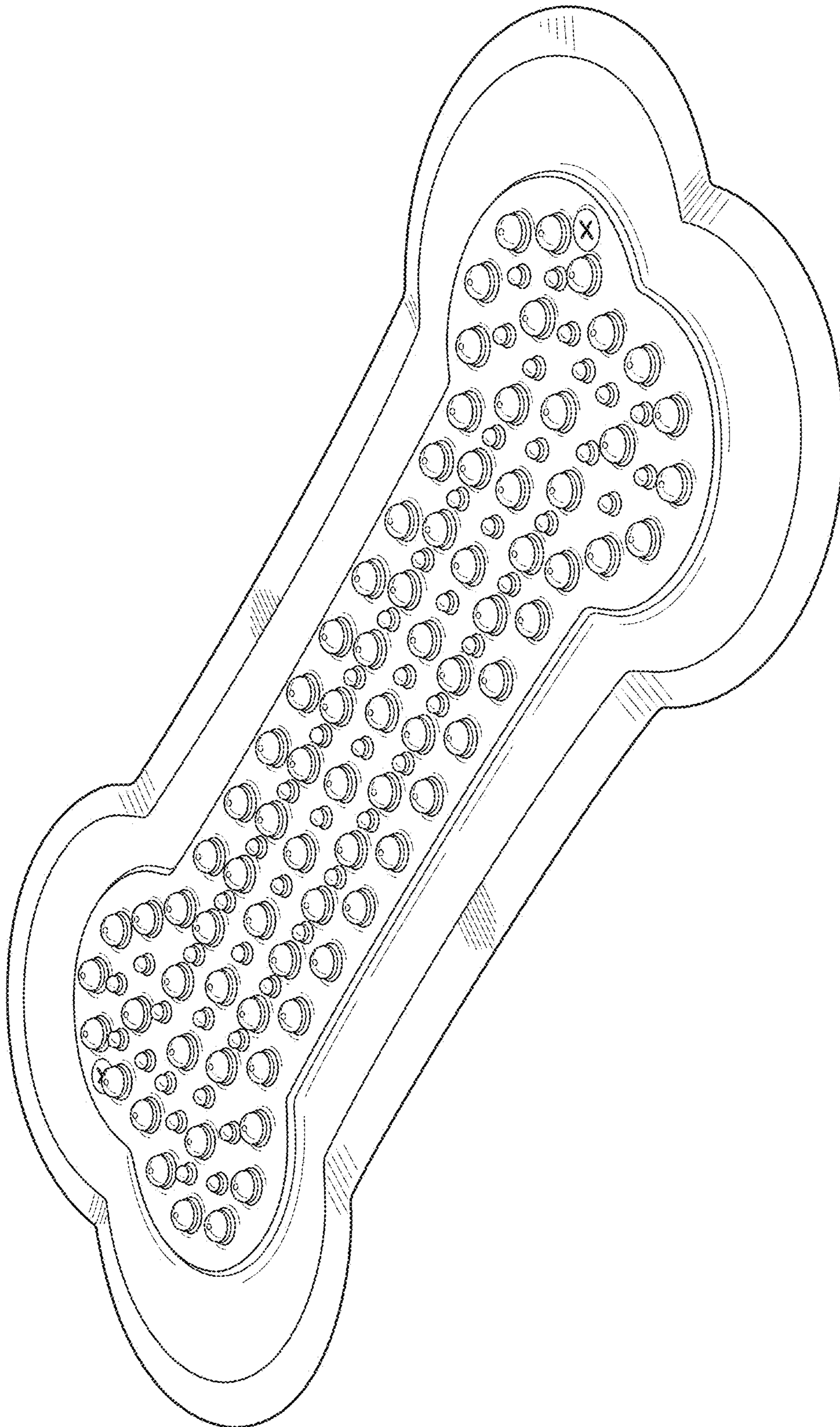


FIG. 1

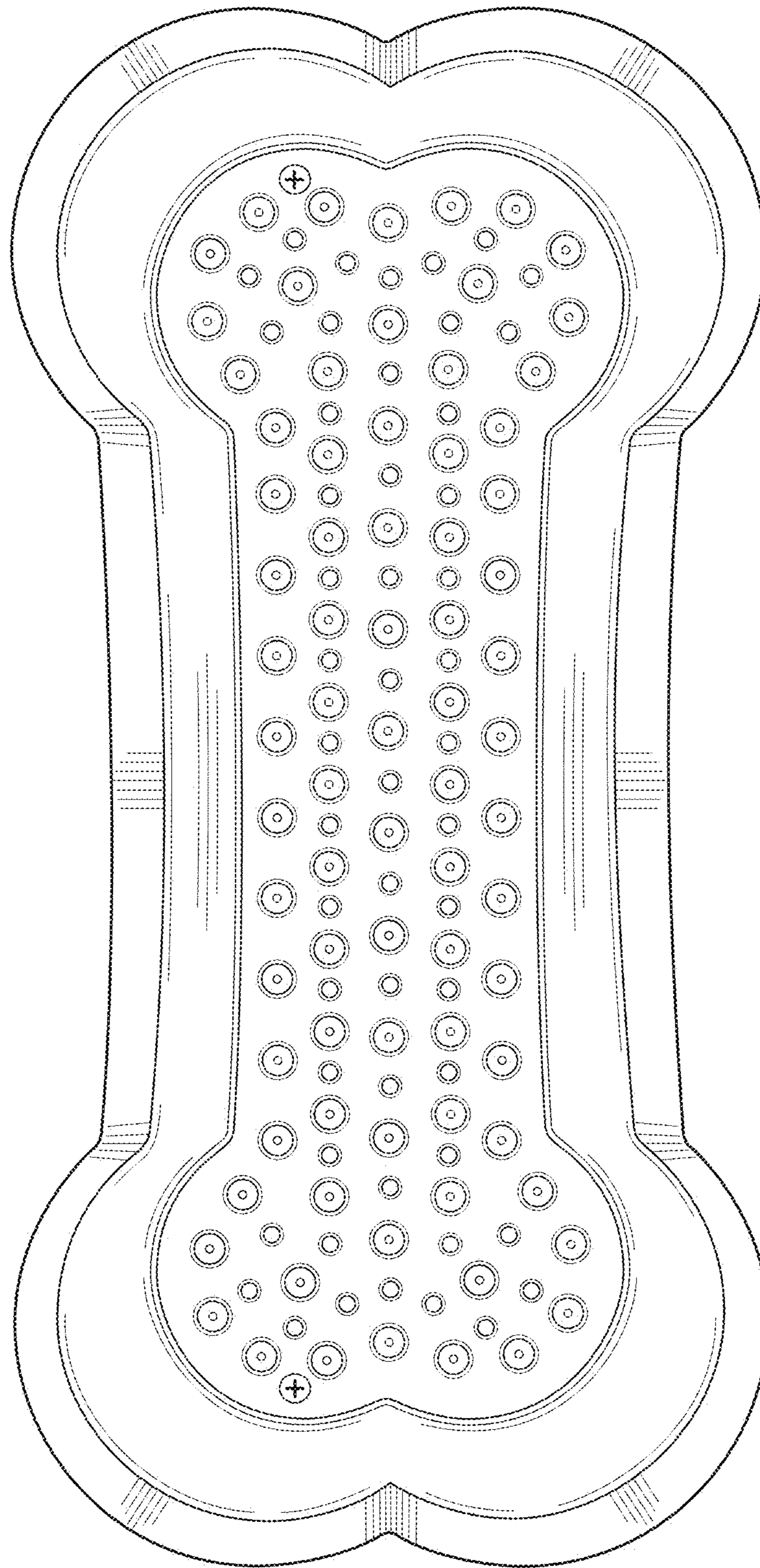


FIG. 2

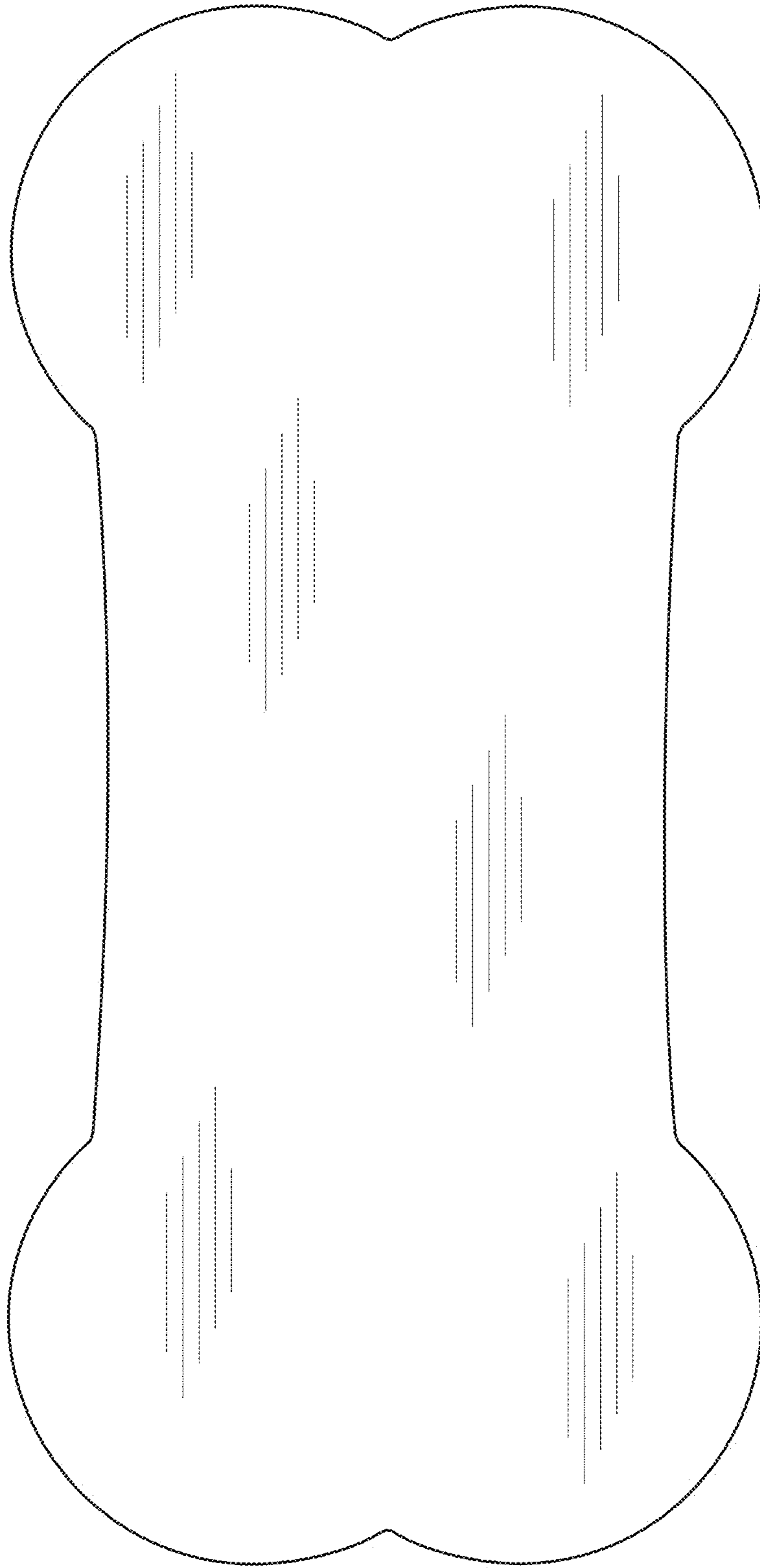


FIG.3



FIG. 4



FIG. 5



FIG. 6



FIG. 7