



US00D882868S

(12) **United States Design Patent** (10) **Patent No.:** **US D882,868 S**
Dumville (45) **Date of Patent:** **** Apr. 28, 2020**

(54) **PACKAGING BOX**
(71) Applicant: **PHILIP MORRIS PRODUCTS S.A.**,
Neuchatel (CH)
(72) Inventor: **Anthony Dumville**, Epesses (CH)
(73) Assignee: **PHILIP MORRIS PRODUCTS S.A.**,
Neuchatel (CH)
(**) Term: **15 Years**
(21) Appl. No.: **29/663,996**
(22) Filed: **Sep. 20, 2018**

Related U.S. Application Data

(62) Division of application No. 35/503,403, filed on Oct. 7, 2016 (U.S. filing date under 35 U.S.C. 384), and having an international filing date of Oct. 7, 2016, now Pat. No. Des. 840,096.

(30) **Foreign Application Priority Data**

Apr. 8, 2016 (EM) 003061720-0001
Apr. 8, 2016 (EM) 003061720-0003
Apr. 8, 2016 (EM) 003061720-0004
Apr. 8, 2016 (EM) 003061720-0005
Apr. 8, 2016 (EM) 003061720-0006
Apr. 8, 2016 (EM) 003061720-0007

(51) **LOC (12) Cl.** **27-06**

(52) **U.S. Cl.**
USPC **D27/189**; D9/432

(58) **Field of Classification Search**
USPC D9/414, 415, 423, 424, 430, 432, 434,
D9/601, 602; D11/107, 137; D20/11,
D20/24; D27/183, 186-190
CPC . B65D 5/00; B65D 5/42; B65D 5/425; B65D
5/4204; B65D 5/48024; B65D 85/08
See application file for complete search history.

(56) **References Cited**
U.S. PATENT DOCUMENTS
278,461 A * 5/1883 Screven A63H 3/46
446/376
1,189,322 A 7/1916 Way et al.
D79,888 S 11/1929 MacMillan
(Continued)


Primary Examiner — Elizabeth A. Albert
(74) *Attorney, Agent, or Firm* — Oblon, McClelland,
Maier & Neustadt, L.L.P.

(57) **CLAIM**
The ornamental design for a packaging box, as shown and described.

DESCRIPTION

The patent or application file contains at least one drawing executed in color. Copies of this patent or patent application publication with color drawing(s) will be provided by the Office upon request and payment of the necessary fee.
FIG. 1 is a front perspective view of a packaging box showing my new design;
FIG. 2 is a front view thereof;
FIG. 3 is a rear view thereof;
FIG. 4 is a first side view thereof;
FIG. 5 is a second side view thereof;
FIG. 6 is a top view thereof;
FIG. 7 is a bottom view thereof;
FIG. 8 is a front perspective view of a second embodiment thereof;
FIG. 9 is a front view thereof;
FIG. 10 is a rear view thereof;
FIG. 11 is a first side view thereof;
FIG. 12 is a second side view thereof;
FIG. 13 is a top view thereof; and,
FIG. 14 is a bottom view thereof.

1 Claim, 14 Drawing Sheets
(4 of 14 Drawing Sheet(s) Filed in Color)



(56)

References Cited

U.S. PATENT DOCUMENTS

D84,997 S 9/1931 Miller
 2,373,701 A * 4/1945 Tranton B65D 5/18
 229/243
 D203,230 S 12/1965 Rutledge
 D207,117 S 3/1967 Lapham
 3,529,718 A 9/1970 Zaremski
 3,736,688 A * 6/1973 Caccamo A01M 31/06
 43/3
 D228,037 S 7/1973 Wood
 D253,873 S 1/1980 Friedman
 D254,190 S 2/1980 Campbell
 D278,612 S 4/1985 Hjelm
 D323,986 S 2/1992 Ferrero
 D343,353 S 1/1994 Campbell
 D366,671 S 1/1996 Kitzmiller
 5,507,249 A 4/1996 Shaw
 5,533,464 A 7/1996 Todd
 D402,231 S * 12/1998 Mumford D11/162
 D453,683 S 2/2002 Kusumi
 6,599,160 B2 7/2003 Weiser
 D479,485 S 9/2003 Thompson
 D536,965 S 2/2007 Levy
 D539,363 S * 3/2007 Weiser D11/162

D590,253 S 4/2009 Seol
 D594,742 S 6/2009 Meier
 D603,271 S 11/2009 Kusumi
 D615,448 S 5/2010 Jederman
 D621,700 S 8/2010 Kusumi
 D628,063 S 11/2010 Kusumi
 D641,621 S 7/2011 Kusumi
 D650,273 S 12/2011 Tekulve
 D668,948 S 10/2012 LaTrobe
 D687,706 S 8/2013 Akana
 D718,125 S 11/2014 Chiang
 D730,728 S 6/2015 Fath
 D735,604 S * 8/2015 Archambault D11/162
 D745,388 S 12/2015 Taylor
 D749,947 S 2/2016 Powers
 D751,251 S 3/2016 Fath
 D756,236 S 5/2016 DePaz
 D764,286 S * 8/2016 Dumville D9/432
 D778,773 S * 2/2017 Weiser D11/162
 D811,005 S * 2/2018 Fath D27/189
 D814,925 S 4/2018 Davidson
 D833,274 S * 11/2018 Kim D9/434
 D837,658 S * 1/2019 Cabaleiro D9/552
 D848,260 S * 5/2019 Joo D9/432
 2004/0118354 A1 6/2004 Cox
 2005/0092820 A1 5/2005 Chekroune

* cited by examiner

FIG. 1




FIG. 2




FIG. 3




FIG. 4



FIG. 5




FIG. 6




FIG. 7




FIG. 8




FIG. 9




FIG. 10




FIG. 11



FIG. 12



FIG. 13




FIG. 14

