



US00D882857S

(12) **United States Design Patent**  
**Herremans**

(10) **Patent No.:** **US D882,857 S**

(45) **Date of Patent:** **\*\* Apr. 28, 2020**

(54) **LIGHTING FIXTURE**

(71) Applicant: **SIGNIFY HOLDING B.V.**, Eindhoven (NL)

(72) Inventor: **Yves Roger Herremans**, Kapellen (BE)

(73) Assignee: **SIGNIFY HOLDING B.V.**, Eindhoven (NL)

(\*\*) Term: **15 Years**

(21) Appl. No.: **29/658,462**

(22) Filed: **Jul. 31, 2018**

(30) **Foreign Application Priority Data**

Feb. 21, 2018 (EM) ..... 004718948-0002

(51) **LOC (12) Cl.** ..... **26-03**

(52) **U.S. Cl.**  
USPC ..... **D26/106**

(58) **Field of Classification Search**  
USPC ..... D26/1, 24, 61, 63, 65, 85, 92, 93, 104,  
D26/106, 110  
CPC ..... F21V 21/14; F21V 15/01; F21V 14/02;  
F21V 21/30; F21V 21/00; F21V 14/00;  
F21S 8/00; F21S 8/003; F21S 8/043;  
F21Y 2105/001

See application file for complete search history.

(56) **References Cited**

U.S. PATENT DOCUMENTS

|              |         |                |       |         |
|--------------|---------|----------------|-------|---------|
| D106,183 S * | 9/1937  | Donchian       | ..... | D26/110 |
| D485,005 S * | 1/2004  | Olson          | ..... | D26/104 |
| D532,145 S * | 11/2006 | Goetz-Schaefer | ..... | D26/106 |
| D557,855 S * | 12/2007 | Schrade        | ..... | D26/106 |
| D851,323 S * | 6/2019  | Barber         | ..... | D26/93  |
| D855,230 S * | 7/2019  | Zhang          | ..... | D26/93  |

\* cited by examiner

*Primary Examiner* — Brian N. Vinson

(74) *Attorney, Agent, or Firm* — Daniel J. Piotrowski


(57) **CLAIM**

The ornamental design for a “lighting fixture”, as shown and described.

**DESCRIPTION**

FIG. 1 is a perspective view showing my design;  
FIG. 2 is a front elevational view thereof;  
FIG. 3 is a rear elevational view thereof;  
FIG. 4 is a right side elevational view thereof;  
FIG. 5 is a left side elevational view thereof;  
FIG. 6 is a top plan view thereof; and,  
FIG. 7 is a bottom plan view thereof.  
The lighting fixture of the present invention may be coupled with one or more power cables or brackets.

**1 Claim, 2 Drawing Sheets**






FIG. 1




FIG. 2



FIG. 3




FIG. 4




FIG. 5

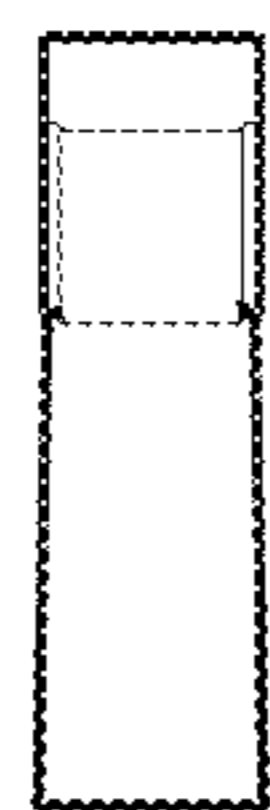


FIG. 6




FIG. 7