



US00D882829S

(12) **United States Design Patent**
Bouchard

(10) **Patent No.:** **US D882,829 S**
(45) **Date of Patent:** **** Apr. 28, 2020**

(54) **COVER FOR ELECTRONIC SYSTEM**

(71) Applicant: **Bouchard Communications, Inc.**,
North Hollywood, CA (US)

(72) Inventor: **Kirk Edmund Bouchard**, Canyon
Country, CA (US)

(73) Assignee: **Bouchard Communications, Inc.**,
North Hollywood, CA (US)

(**) Term: **15 Years**

(21) Appl. No.: **29/601,554**

(22) Filed: **Apr. 24, 2017**

(51) **LOC (12) Cl.** **25-01**

(52) **U.S. Cl.**
USPC **D25/133; D14/230**

(58) **Field of Classification Search**
USPC D25/121, 122, 123, 124, 125, 126, 127,
D25/128, 129, 130, 131, 132, 133, 134,
D25/135, 136; D14/432, 230, 231, 232,
D14/233, 234, 235, 236, 237, 238;
D26/122, 123, 124, 125, 135, 136, 137,
D26/104, 63, 64, 65, 66, 67, 68, 69, 70,
D26/71, 72, 76
CPC H01Q 1/42; H05K 5/0226; H05K 5/0217;
H05K 5/0239; F21W 2131/10; F21S
8/086; F21S 8/088; F21V 21/116; G09F
2013/0431

See application file for complete search history.

(56) **References Cited**

U.S. PATENT DOCUMENTS

D225,769 S * 1/1973 Harris D25/133
5,122,401 A * 6/1992 Finkelstein B29C 63/18
428/36.5
5,641,141 A * 6/1997 Goodwin H01Q 1/12
248/218.4
5,869,159 A * 2/1999 Padilla B32B 7/12
428/40.1

D417,293 S * 11/1999 Carter D25/133
D551,790 S * 9/2007 Richmond D26/67
D599,931 S * 9/2009 van Klinken D26/67
D615,683 S * 5/2010 Chen D26/68

(Continued)

Primary Examiner — Samantha Q Lawrence

(74) *Attorney, Agent, or Firm* — Sirtzky Law, PLLC

(57) **CLAIM**

I claim the ornamental design for a cover for electronic systems, as shown and described.

DESCRIPTION

FIG. 1 is a perspective view of a cover for electronic systems showing my new design;

FIG. 2 is a second perspective view thereof;

FIG. 3 is a front view thereof;

FIG. 4 is a rear view thereof;

FIG. 5 is a left view thereof;

FIG. 6 is a right view thereof;

FIG. 7 is a top view thereof;

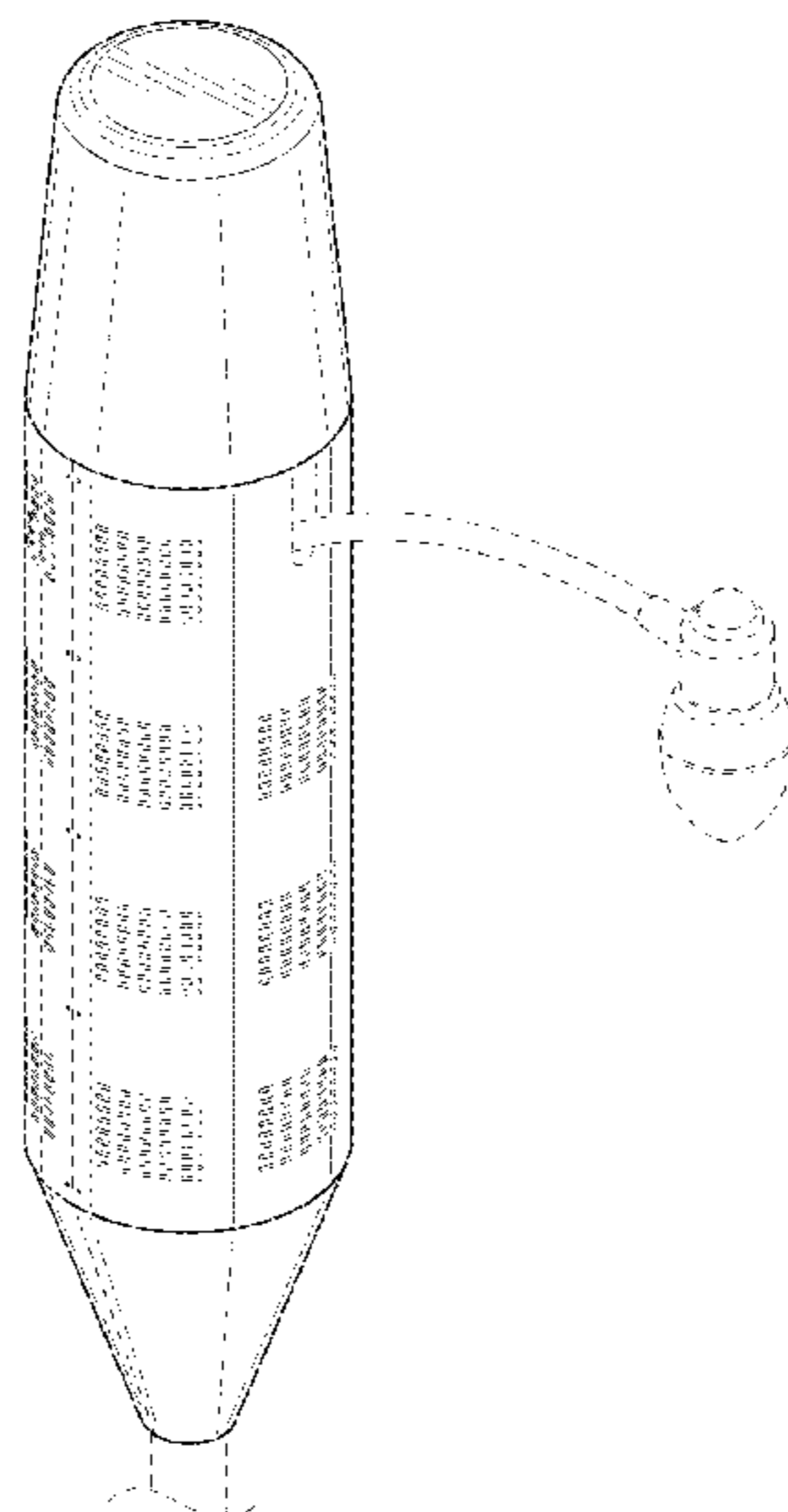
FIG. 8 is a bottom view thereof; and,

FIG. 9 shows the cover for electronic systems on a pole.

The utility pole shown in broken lines in FIGS. 1-9 illustrates environment of the cover for electronic system that forms no part of the claimed design. All of the broken lines in FIGS. 1-9, except for those showing the utility pole, illustrate portions of the cover for electronic system that form no part of the claimed design. Additionally, the horizontal broken line groupings that surround the cover for electronic system are boundary lines.

Examples of a cover for electronic systems with which the claimed designs may be used are a cover for an antenna system (such as a cellular antenna system) and the like on a pole (such as a utility pole) or the like. By way of example, the cover of the claimed designs may sit on or near the top of a utility pole and fully or partially cover a cellular antenna system mounted on the pole.

1 Claim, 9 Drawing Sheets



(56)

References Cited

U.S. PATENT DOCUMENTS

D625,037 S * 10/2010 Liang D26/68
D655,028 S * 2/2012 Cravedi D26/68
D676,190 S * 2/2013 Guercio D26/128
8,593,370 B2 * 11/2013 Caldwell H01Q 1/1242
343/879
D694,933 S * 12/2013 Meyer D26/67
D708,134 S * 7/2014 Druker D13/110
D730,494 S * 5/2015 Arment D23/262
D752,676 S * 3/2016 Cho D16/225
D772,206 S * 11/2016 Lasier D14/230
9,748,630 B2 * 8/2017 Tuau H01Q 1/1242
9,807,032 B2 * 10/2017 Merola H04L 49/10
9,837,698 B2 * 12/2017 Lasier H01Q 1/06
D819,858 S * 6/2018 Obeso D26/69
9,997,825 B2 * 6/2018 Hendrix H04W 88/08
D822,252 S * 7/2018 Obeso D26/68
10,135,130 B1 * 11/2018 Bouchard H01Q 1/42
D837,733 S * 1/2019 Bai D13/108
D841,213 S * 2/2019 Zhuo D26/68
2003/0175477 A1 * 9/2003 Ellis B44C 3/12
428/99
2015/0057047 A1 * 2/2015 Hendrix H01Q 1/246
455/562.1
2017/0238432 A1 * 8/2017 Lapham H01Q 1/1242
362/225
2018/0212316 A1 * 7/2018 Janitch H01Q 1/42
2018/0309204 A1 * 10/2018 Ng H01Q 9/16
2018/0323503 A1 * 11/2018 Bouchard H01Q 1/42
2019/0017531 A1 * 1/2019 Reinheimer F16B 39/10
2019/0021178 A1 * 1/2019 Zumbek H05K 5/0004

* cited by examiner

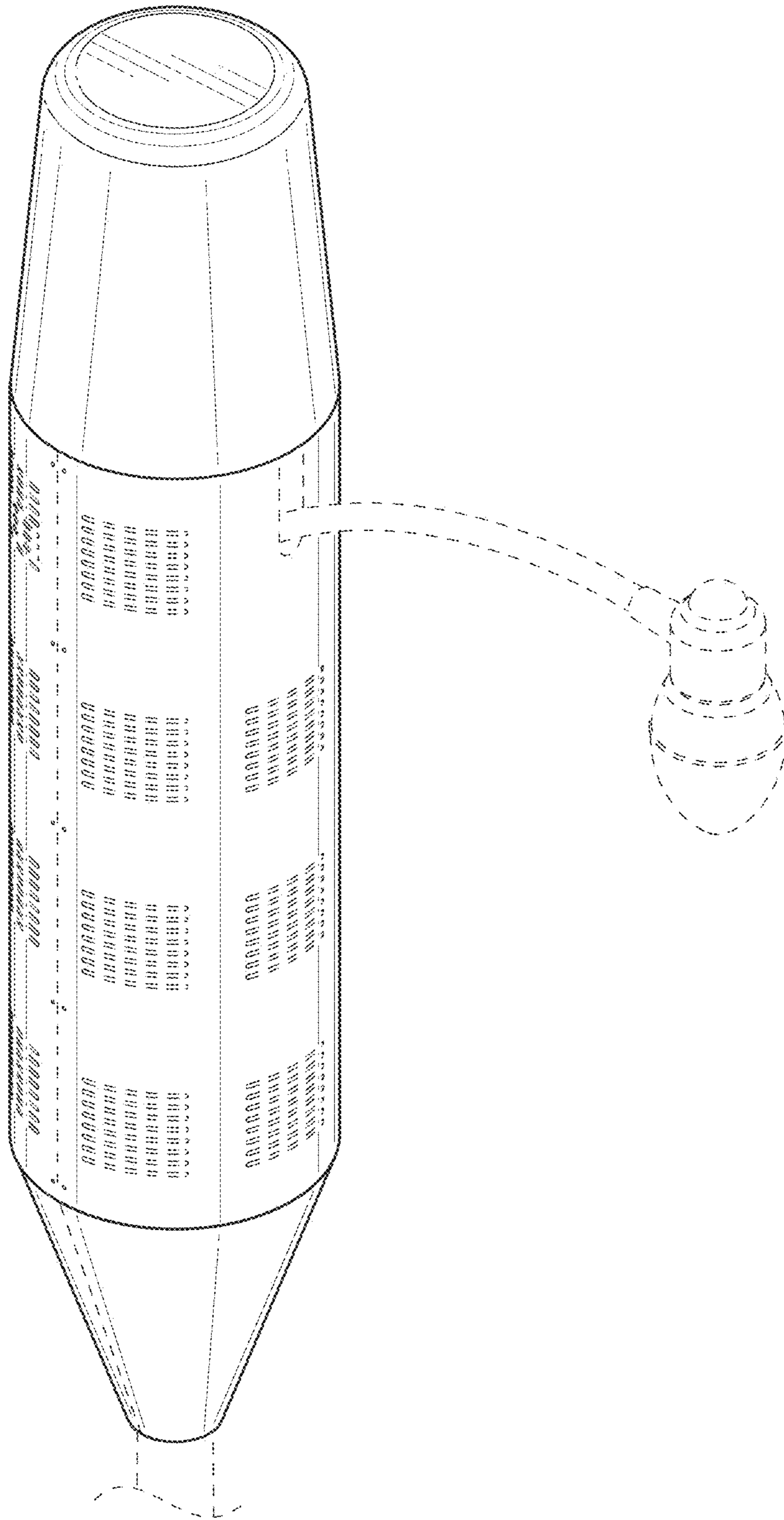


FIG. 1

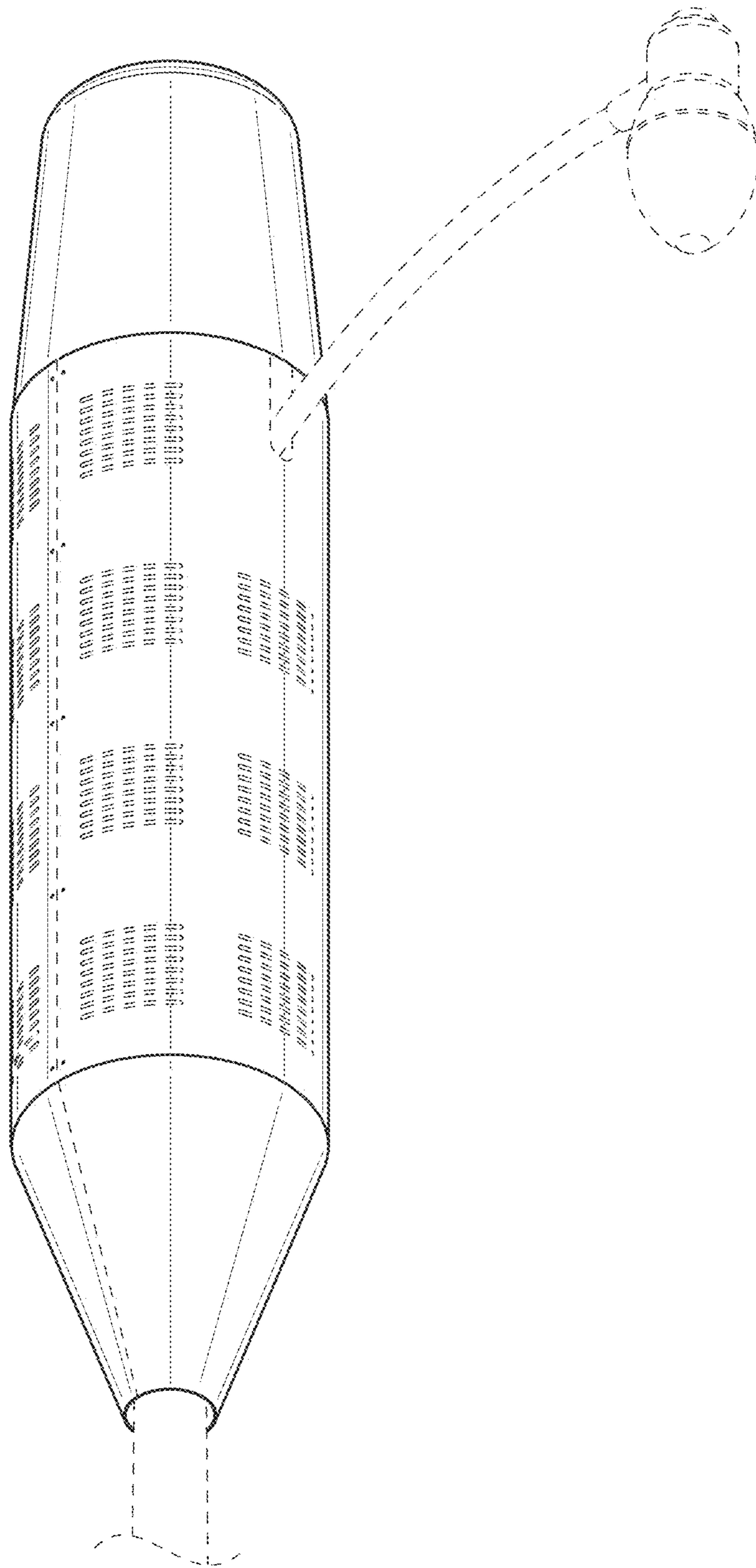


FIG. 2

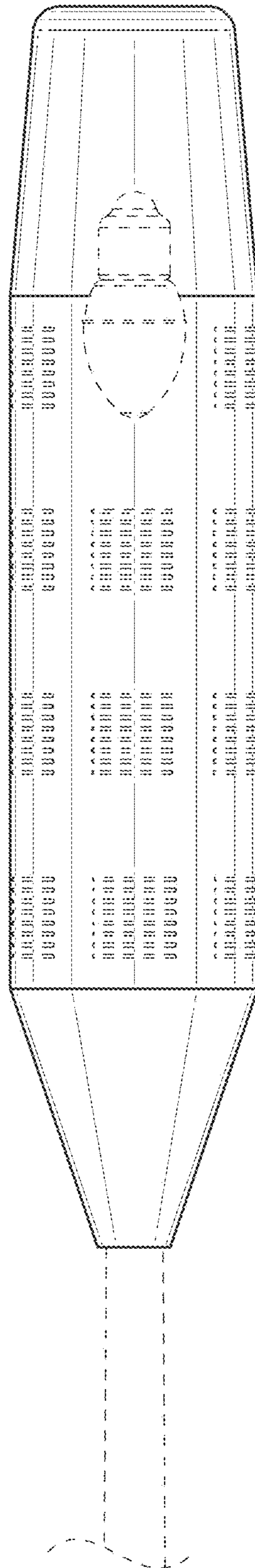


FIG. 3

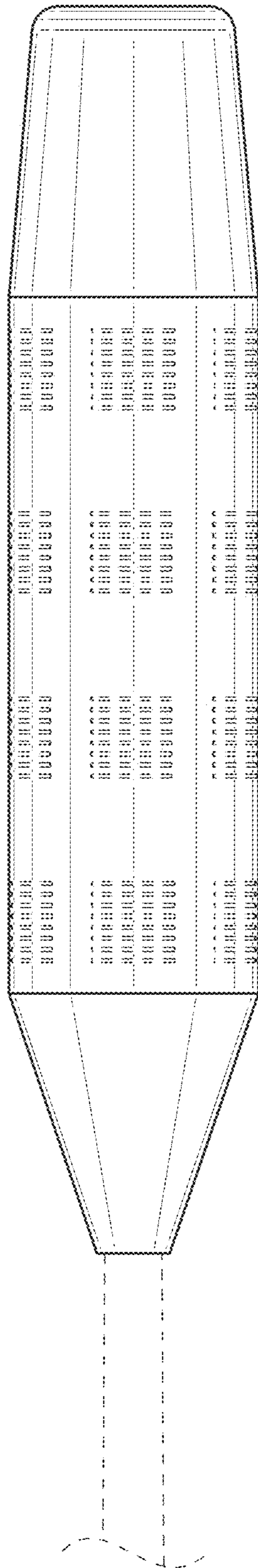


FIG. 4

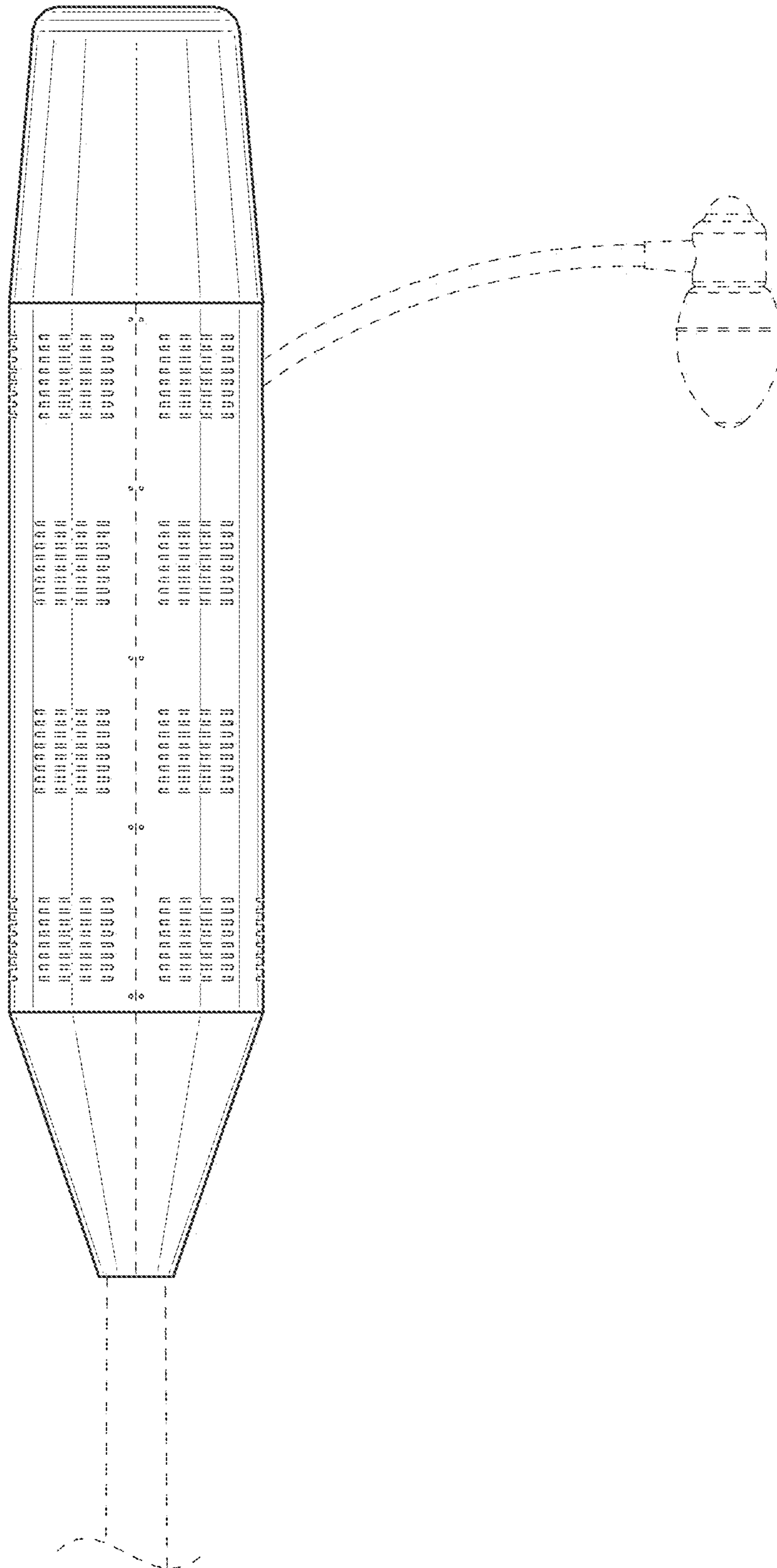


FIG. 5

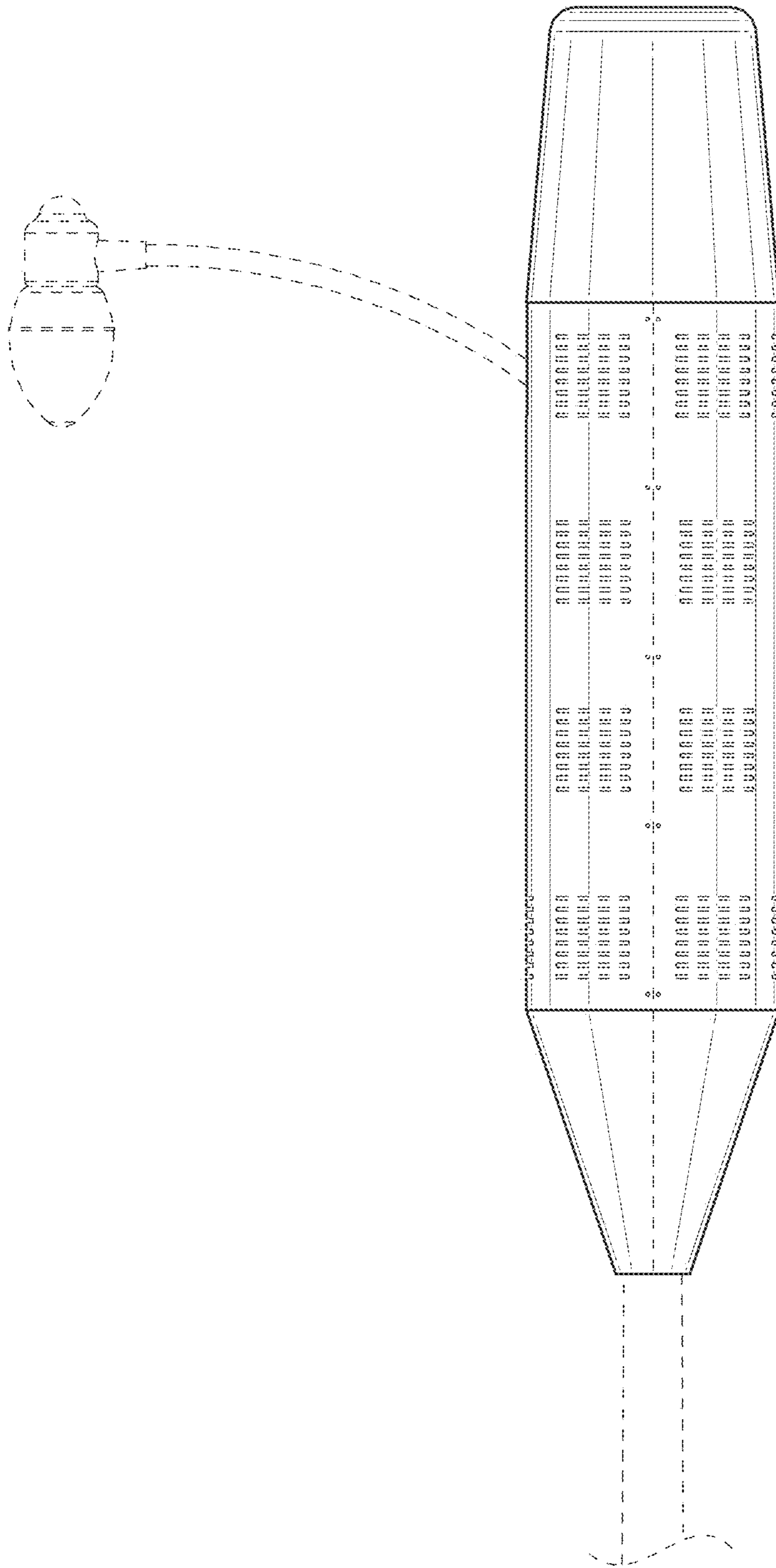


FIG. 6

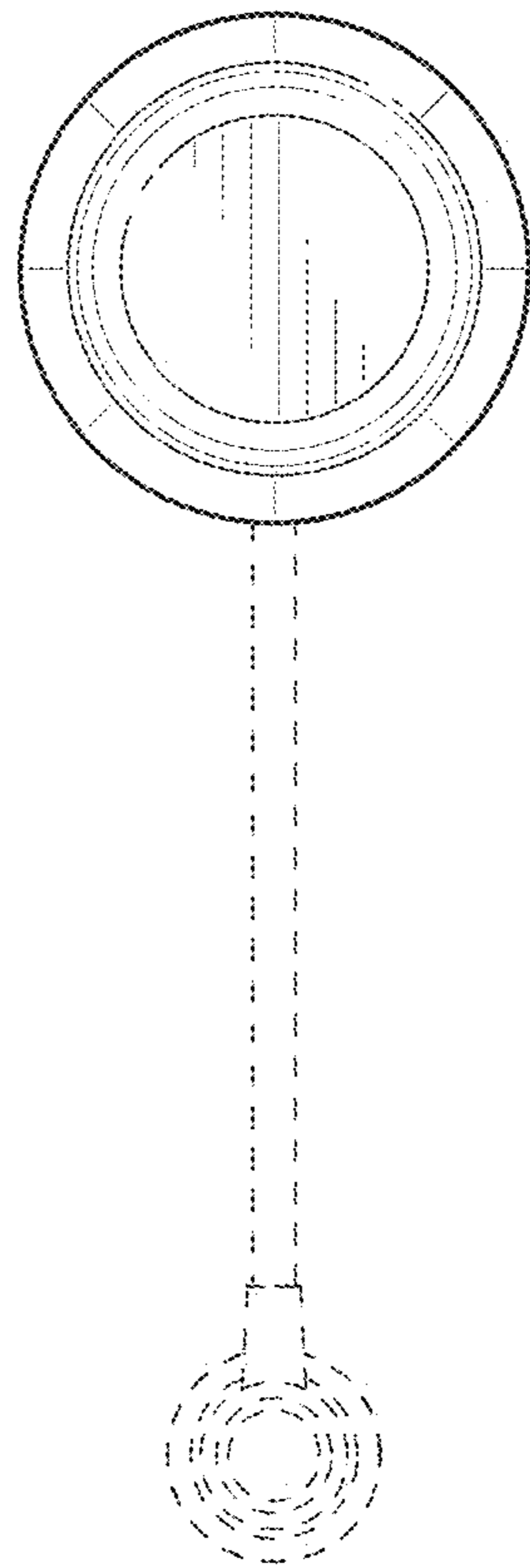


FIG. 7




FIG. 8




FIG. 9