



US00D882827S

(12) **United States Design Patent**
Egan

(10) **Patent No.:** **US D882,827 S**
(45) **Date of Patent:** **** Apr. 28, 2020**

- (54) **HELICAL POST HAVING A SLOTTED MOUNTING BASE**
- (71) Applicant: **ELECTRO MECHANICAL INDUSTRIES, INC.**, Houston, TX (US)
- (72) Inventor: **Fallon M. Egan**, Katy, TX (US)
- (73) Assignee: **ELECTRO MECHANICAL INDUSTRIES, INC.**, Houston, TX (US)
- (**) Term: **15 Years**
- (21) Appl. No.: **29/641,659**
- (22) Filed: **Mar. 23, 2018**
- (51) **LOC (12) Cl.** **25-01**
- (52) **U.S. Cl.**
USPC **D25/126**
- (58) **Field of Classification Search**
USPC D25/126, 127, 128, 129, 130, 131, 132, D25/133, 134, 135, 119, 120, 121, 122, D25/123, 124, 125; 52/118, 632, 645, 52/646, 651.1; D26/67, 68, 69, 70, 71, D26/85, 87, 92; 362/147, 152, 183, 431; D10/104.1, 109.1, 109.2, 110, 111, D10/114.1-114.8
CPC E04C 3/005; E04C 2003/023; E04C 2003/026; E04C 3/02; E04C 3/28; E04C 3/291; E04C 3/36; E04C 3/46; E05D 15/54; E05Y 2900/40; E05F 15/54; E05F 15/614; E05F 15/622
See application file for complete search history.

- D619,738 S * 7/2010 Mannhart D25/126
 - D648,447 S * 11/2011 Sims D25/126
 - 8,888,413 B2 * 11/2014 Seider E02D 5/523
405/229
 - 8,910,432 B2 * 12/2014 Egan E04H 12/10
52/117
 - 9,181,674 B2 * 11/2015 El Naggar E02D 7/22
 - D762,877 S * 8/2016 Charette D25/126
- (Continued)

OTHER PUBLICATIONS

Helical Piles <https://web.archive.org/web/20160302073337/http://www.technometalpostny.com/index.php/products/helical-piles> Mar. 2, 2016 (Year: 2016).*

(Continued)

Primary Examiner — Samantha Q Lawrence
(74) *Attorney, Agent, or Firm* — Patterson & Sheridan, L.L.P.

(57) **CLAIM**

The ornamental design for a helical post having a slotted mounting base, as shown.

DESCRIPTION

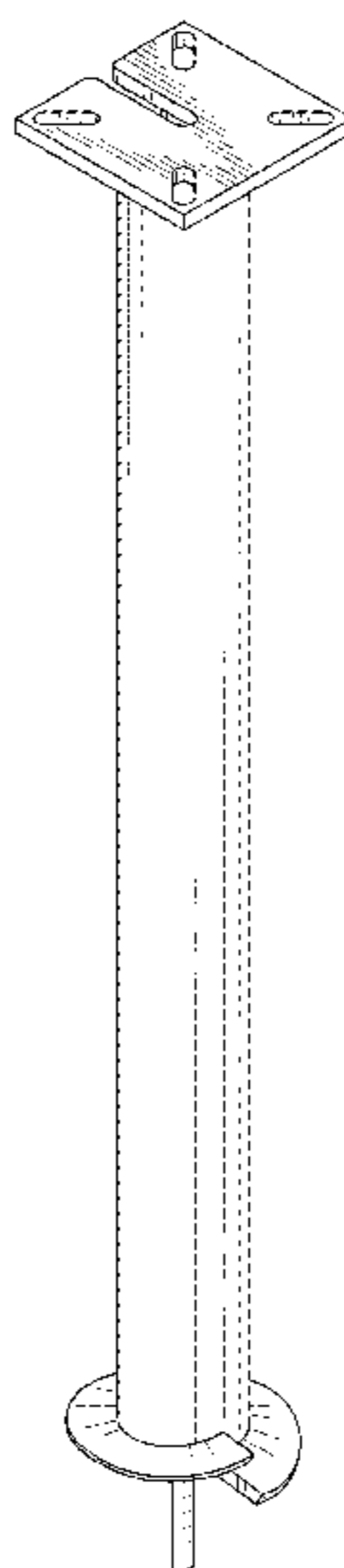
FIG. 1 is a top perspective view of a helical post having a slotted mounting base showing my new design; FIG. 2 is a bottom perspective view thereof; FIG. 3 is a front elevational view thereof; FIG. 4 is a rear elevational view thereof; FIG. 5 is a right side elevational view thereof; FIG. 6 is a left side elevational view thereof; FIG. 7 is a top plan view thereof; FIG. 8 is a bottom plan view thereof; and, FIG. 9 is a perspective view thereof. The broken lines shown in FIG. 9 which show the bolts and the pole above the helical post having a slotted mounting base illustrate environment and form no part of the claimed design.

1 Claim, 4 Drawing Sheets

(56) **References Cited**

U.S. PATENT DOCUMENTS

- 4,803,812 A * 2/1989 Alexander, Sr. E02D 5/801
52/157
- 7,018,139 B1 * 3/2006 Slemons E02D 5/56
405/231



(56)

References Cited

U.S. PATENT DOCUMENTS

9,453,318 B2 * 9/2016 Kemp E02D 5/56
 9,945,145 B2 * 4/2018 Faries E04H 12/223
 10,006,185 B2 * 6/2018 Tomchesson E02D 5/526
 10,221,538 B2 * 3/2019 Lutenegger E02D 13/02
 2008/0307709 A1 * 12/2008 Stull E05D 15/54
 49/280
 2011/0271608 A1 * 11/2011 Egan E04H 12/10
 52/122.1
 2012/0230004 A1 * 9/2012 Atchley H02G 9/06
 361/825
 2014/0115977 A1 * 5/2014 Egan E04H 12/345
 52/116
 2015/0071712 A1 * 3/2015 Kemp E02D 5/56
 405/251
 2016/0145824 A1 * 5/2016 Lutenegger E02D 13/02
 405/252.1
 2016/0186403 A1 * 6/2016 Tomchesson E02D 5/526
 405/244

2017/0130416 A1 * 5/2017 Wilson E02D 5/56
 2017/0159256 A1 * 6/2017 Li E02D 5/526
 2019/0271131 A1 * 9/2019 Perko E02D 5/56

OTHER PUBLICATIONS

Streetlight Foundation <https://www.hubbell.com/chancefoundationsolutions/en/Products/Power-Utilities/Anchoring-Foundations/Lighting-Foundation-Anchors/Streetlight-Foundation-10-34-OD-x-60-Long/p/1915350> Date Unknown.*
 Decorative Streetlight Foundation <https://www.hubbell.com/chancefoundationsolutions/en/Products/Power-Utilities/Anchoring-Foundations/Lighting-Foundation-Anchors/Decorative-Streetlight-Foundation-3-12-OD-x-64-5-Long/p/1915356> Date Unknown.*
 Helical Foundation Piles for Light Poles https://web.archive.org/web/20170925013540/https://www.macleapower.com/UserFiles/File/Helical_Piles_for_Light_Pole_Foundations.pdf Sep. 25, 2017 (Year: 2017).*
 Anti Theft Lighting Foundation <https://smrsupplies.com/anti-theft-lighting-foundation/> Date Unknown.*

* cited by examiner

FIG. 1

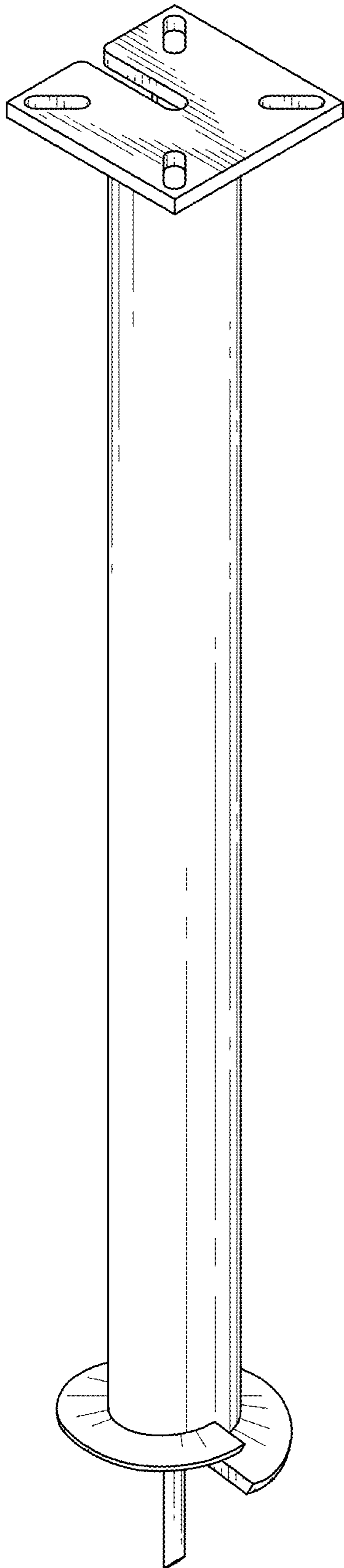


FIG. 2

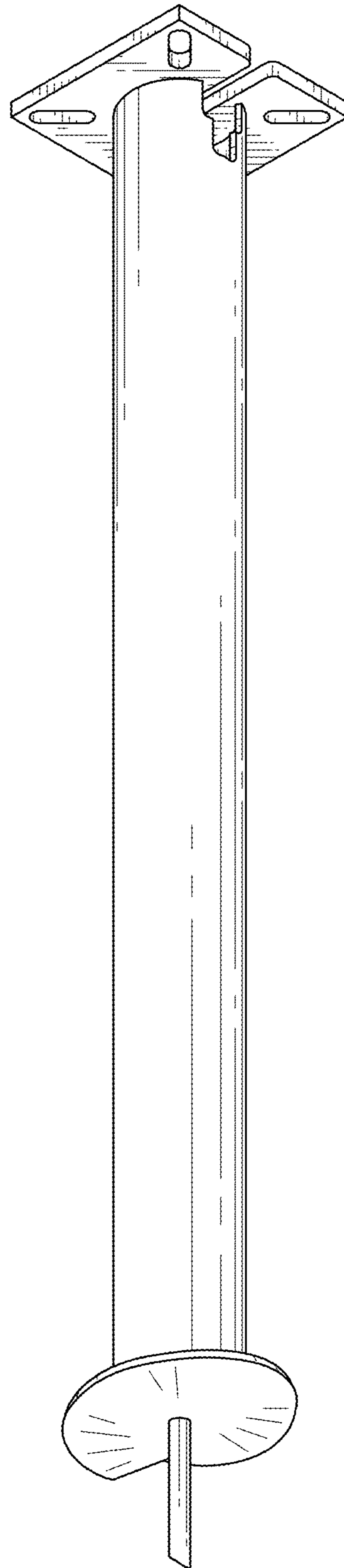


FIG. 3

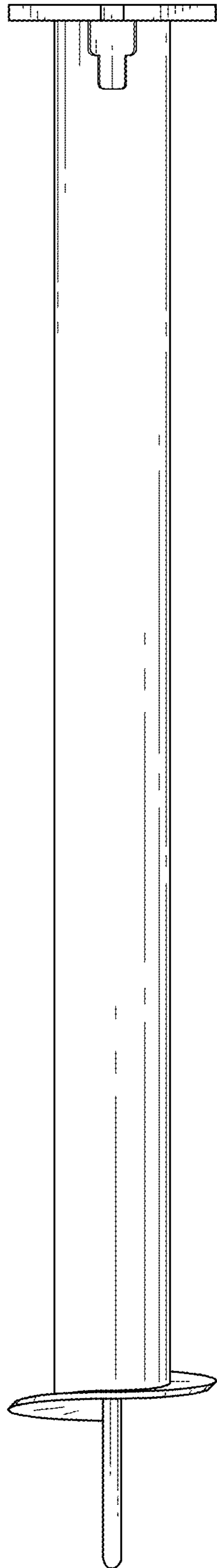


FIG. 4

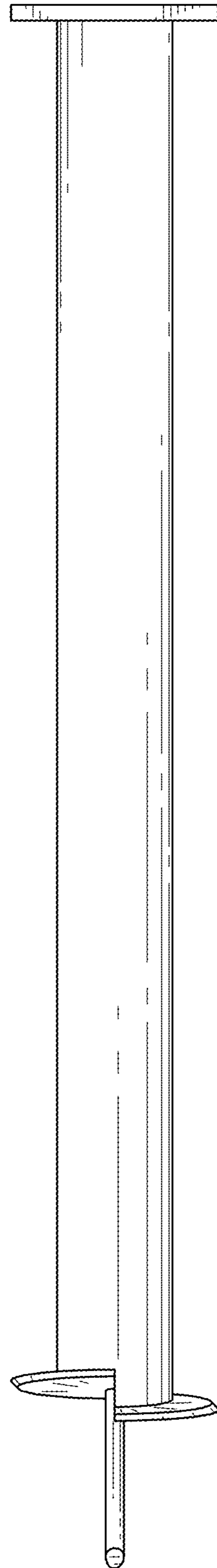


FIG. 5

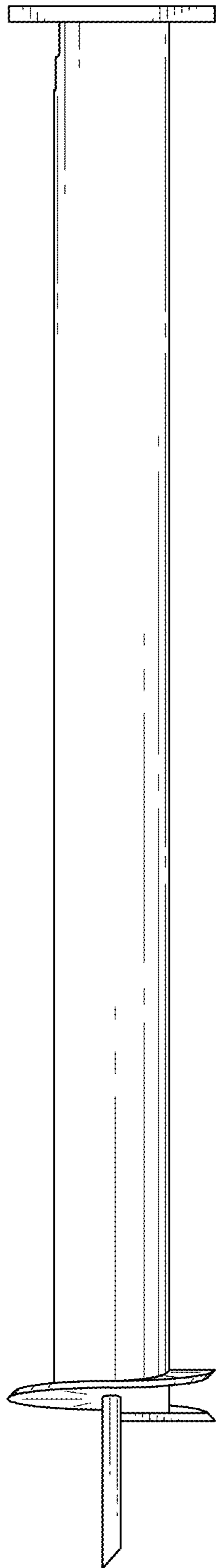


FIG. 6

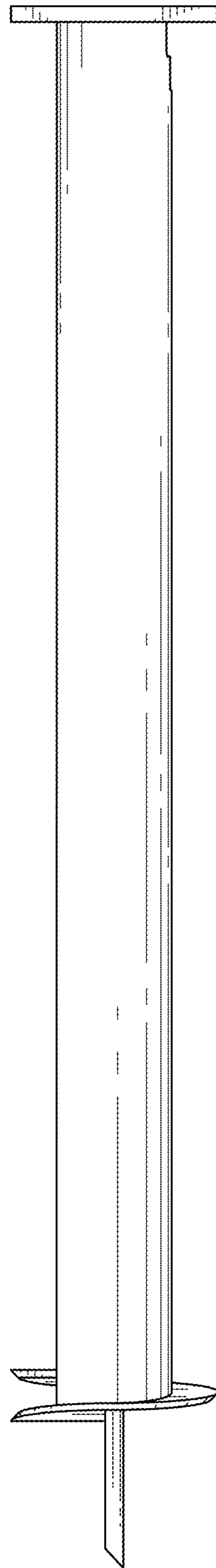


FIG. 7

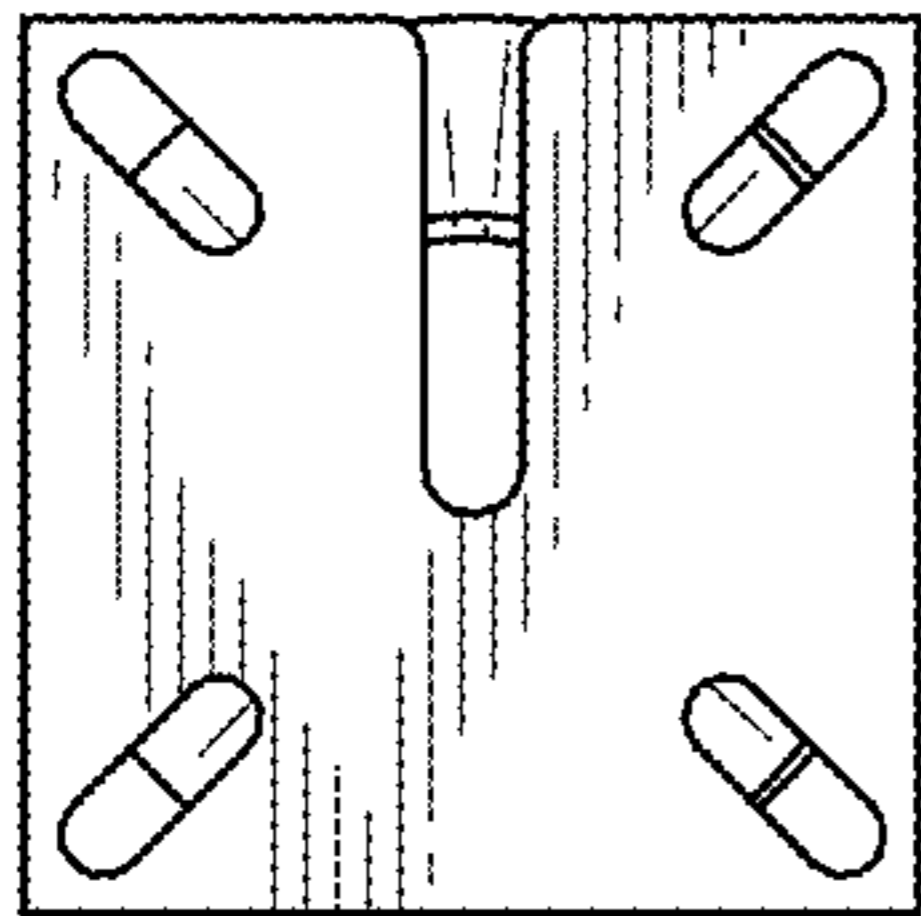


FIG. 8

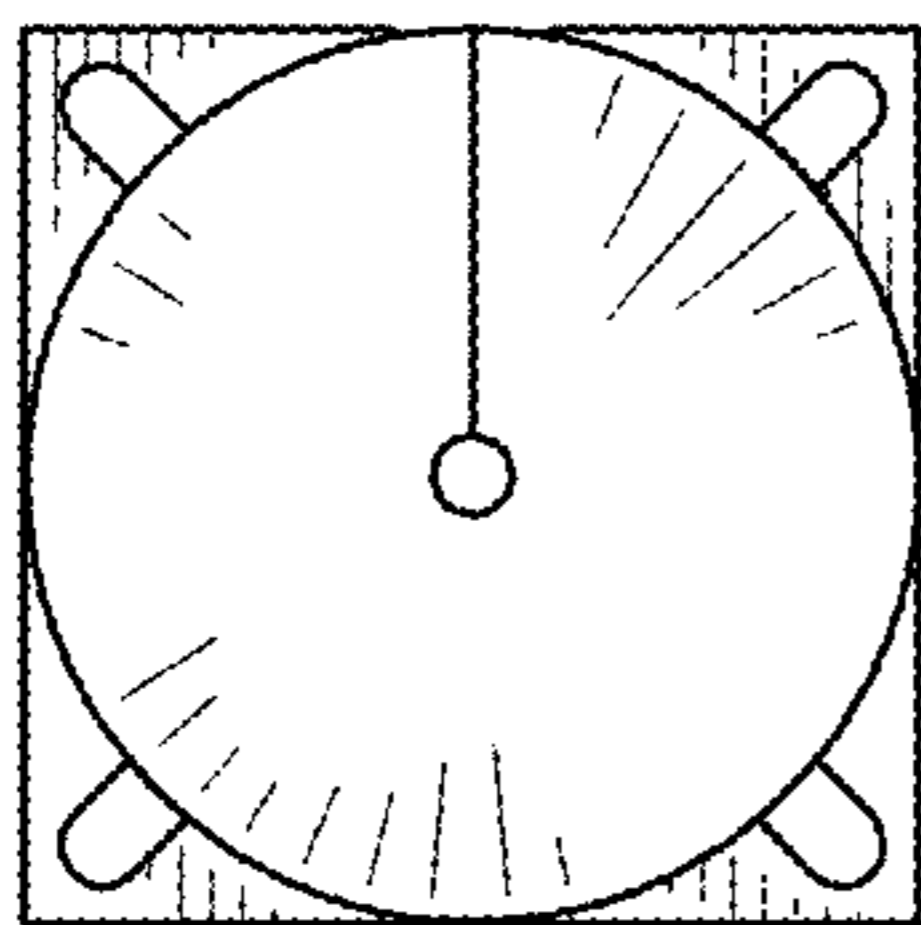


FIG. 9

