



US00D882825S

(12) **United States Design Patent**
Redmond

(10) **Patent No.:** **US D882,825 S**
(45) **Date of Patent:** **** Apr. 28, 2020**

- (54) **TRELLIS**
- (71) Applicant: **Agriburbia, LLC**, Keenesburg, CO (US)
- (72) Inventor: **Matthew C. Redmond**, Keenesburg, CO (US)
- (73) Assignee: **Agriburbia, LLC**, Keenesburg, CO (US)
- (**) Term: **15 Years**
- (21) Appl. No.: **29/653,260**
- (22) Filed: **Jun. 13, 2018**

D545,069 S * 6/2007 Roberson D6/315
 D695,526 S * 12/2013 Easlick D3/328
 D706,450 S * 6/2014 Laitta D25/41.1
 (Continued)

Related U.S. Application Data

- (63) Continuation of application No. 15/845,873, filed on Dec. 18, 2017.
- (51) **LOC (12) Cl.** **08-99**
- (52) **U.S. Cl.**
USPC **D25/100**
- (58) **Field of Classification Search**
USPC D6/315-319, 328; D8/354, 367, 368, D8/370, 372; D25/41.1, 100, 101
CPC A01G 9/12; A01G 13/0231; A01G 17/06
See application file for complete search history.

References Cited

U.S. PATENT DOCUMENTS

- D128,253 S * 7/1941 Devaney D32/59
- 2,943,774 A * 7/1960 Hansen A47G 25/622
223/88
- D233,554 S * 11/1974 Seery D25/154
- D345,297 S * 3/1994 Kraine D8/367
- D402,431 S * 12/1998 Peterson D30/133
- D412,405 S * 8/1999 Webb D6/315
- D451,298 S * 12/2001 Thomas D6/404
- D457,251 S * 5/2002 Conde D25/100
- D457,653 S * 5/2002 Conde D25/100
- D507,705 S * 7/2005 Abdi D6/317

OTHER PUBLICATIONS

Everbilt 3 lb. 1-1_2 in. Brass-Plated Cup Hook The Home Depot
<https://www.homedepot.com/p/Everbilt-3-lb-1-1-2-in-Brass-Plated-Cup-Hook-25-Piece-per-Pack-803362/204273845> Dec. 27, 2016 (Year: 2016).*

Primary Examiner — Leanne Was-Englehart

(74) *Attorney, Agent, or Firm* — FisherBroyles, LLP; Ian R. Walsworth

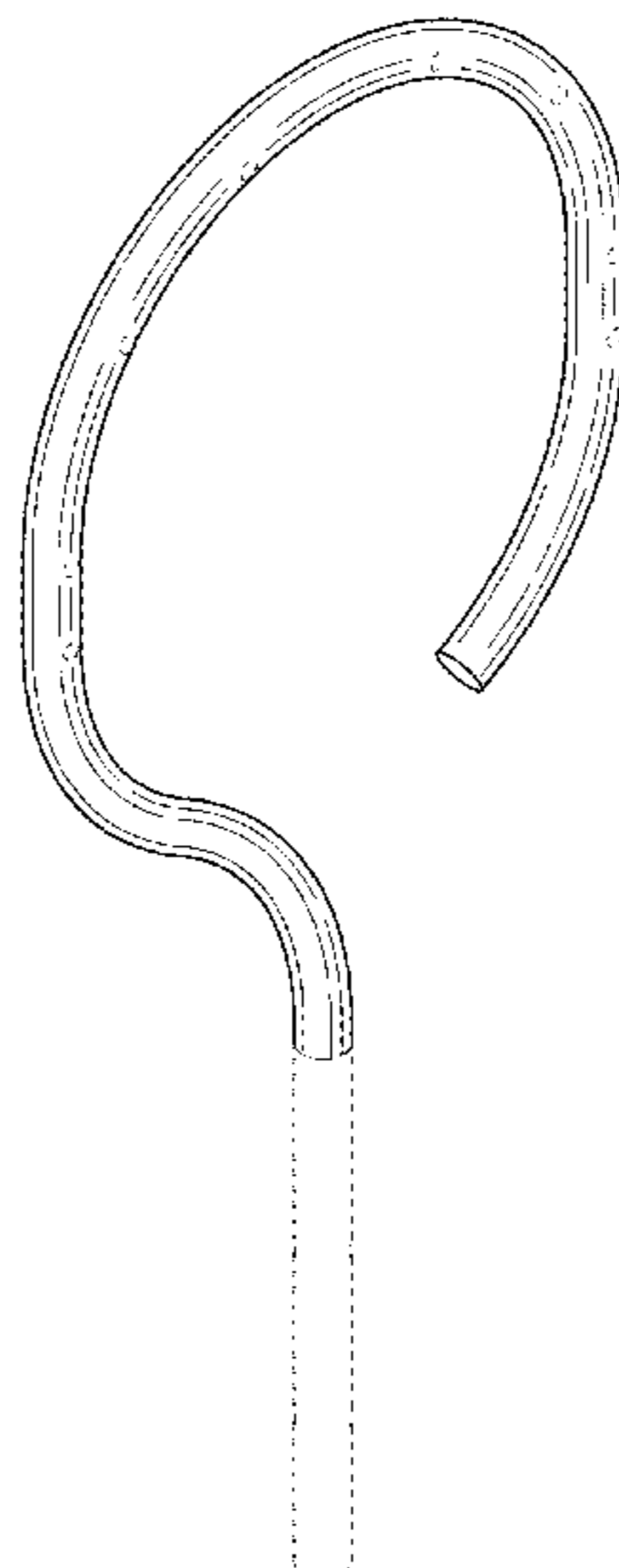
(57) **CLAIM**

The ornamental design for a trellis, as shown and described.

DESCRIPTION

FIG. 1 is a top perspective view of a trellis, showing the new design;
 FIG. 2 is a bottom perspective view of the trellis illustrated in FIG. 1;
 FIG. 3 is a front elevation view of the trellis illustrated in FIG. 1;
 FIG. 4 is a back elevation view of the trellis illustrated in FIG. 1;
 FIG. 5 is a left side elevation view of the trellis illustrated in FIG. 1;
 FIG. 6 is a right side elevation view of the trellis illustrated in FIG. 1;
 FIG. 7 is a top plan view of the trellis illustrated in FIG. 1; and,
 FIG. 8 is a bottom plan view of the trellis illustrated in FIG. 1.
 The dashed broken lines depict portions of the trellis that form no part of the claimed design. The dot-dash broken lines define the bounds of the claim and form no part of the claimed design.

1 Claim, 6 Drawing Sheets



(56)

References Cited

U.S. PATENT DOCUMENTS

D783,858 S * 4/2017 Hixon D25/41.1
RE46,895 E * 6/2018 Laitta E04F 11/1836
D25/41.1
2018/0168118 A1* 6/2018 Redmond A01G 17/06
2018/0303043 A1* 10/2018 Wimbush, Sr. A01G 17/06

* cited by examiner

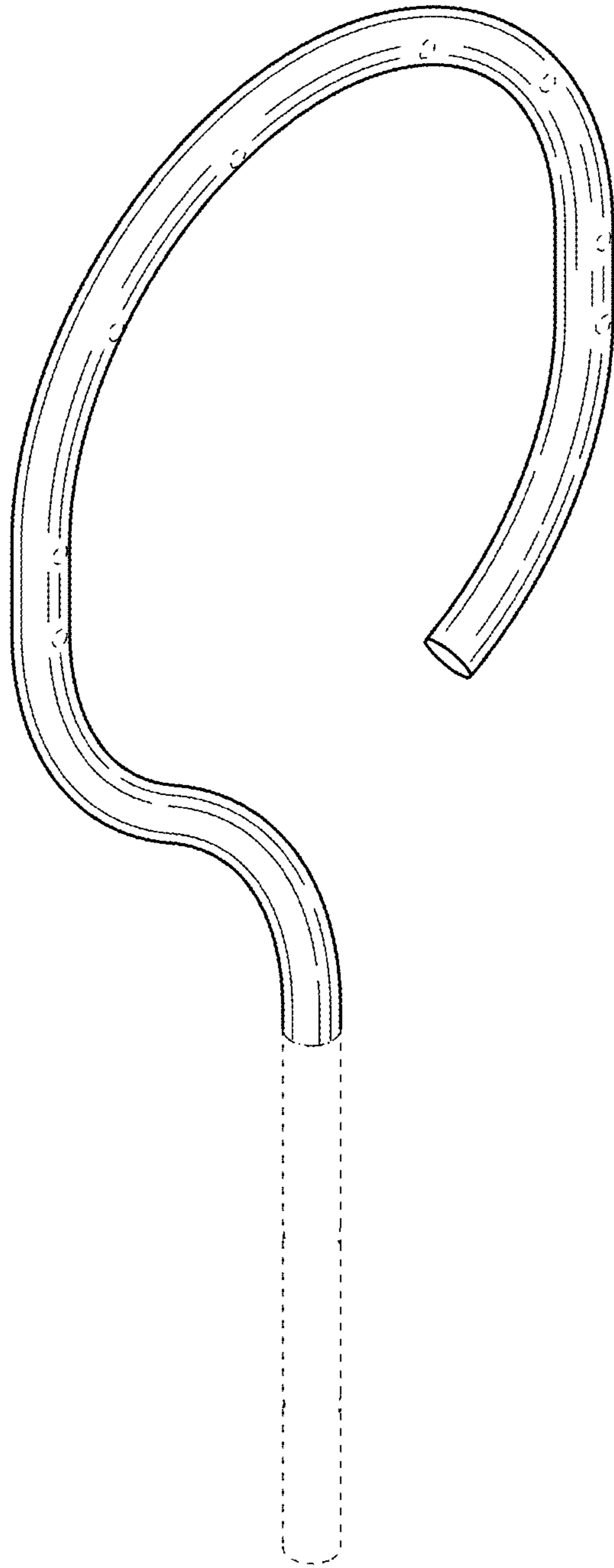


FIG.1

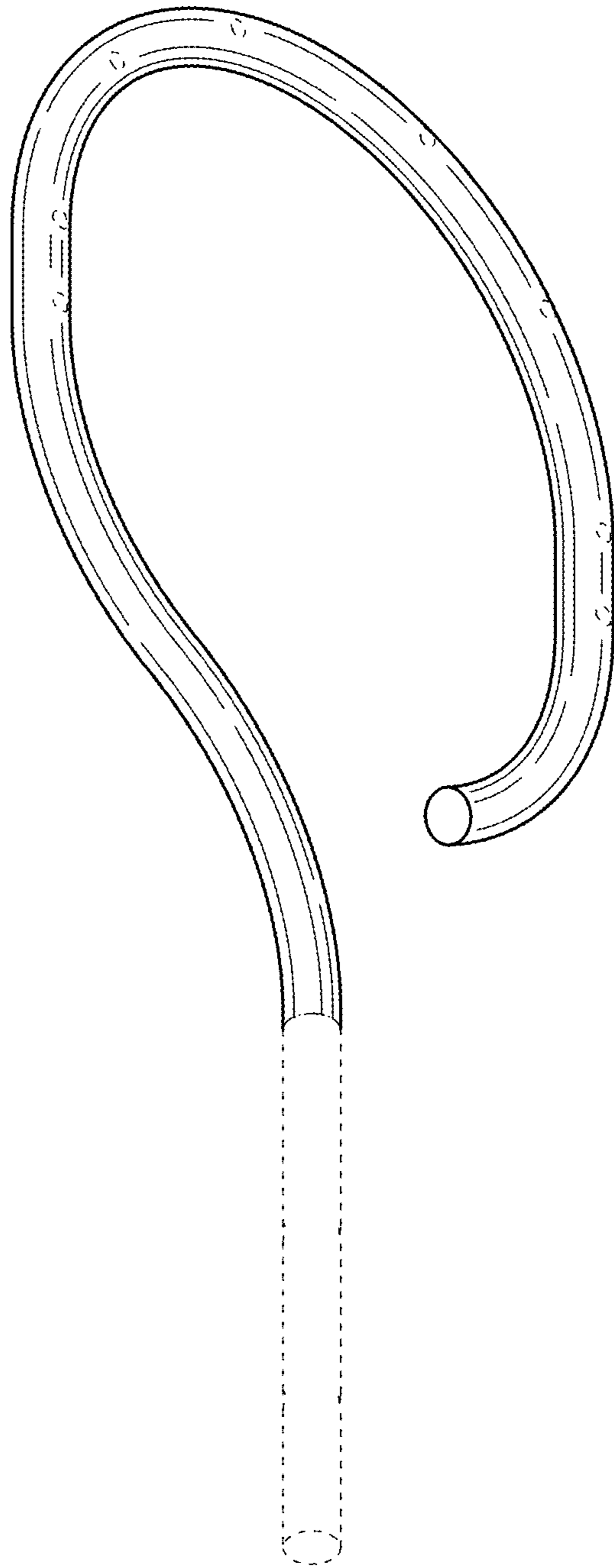


FIG.2

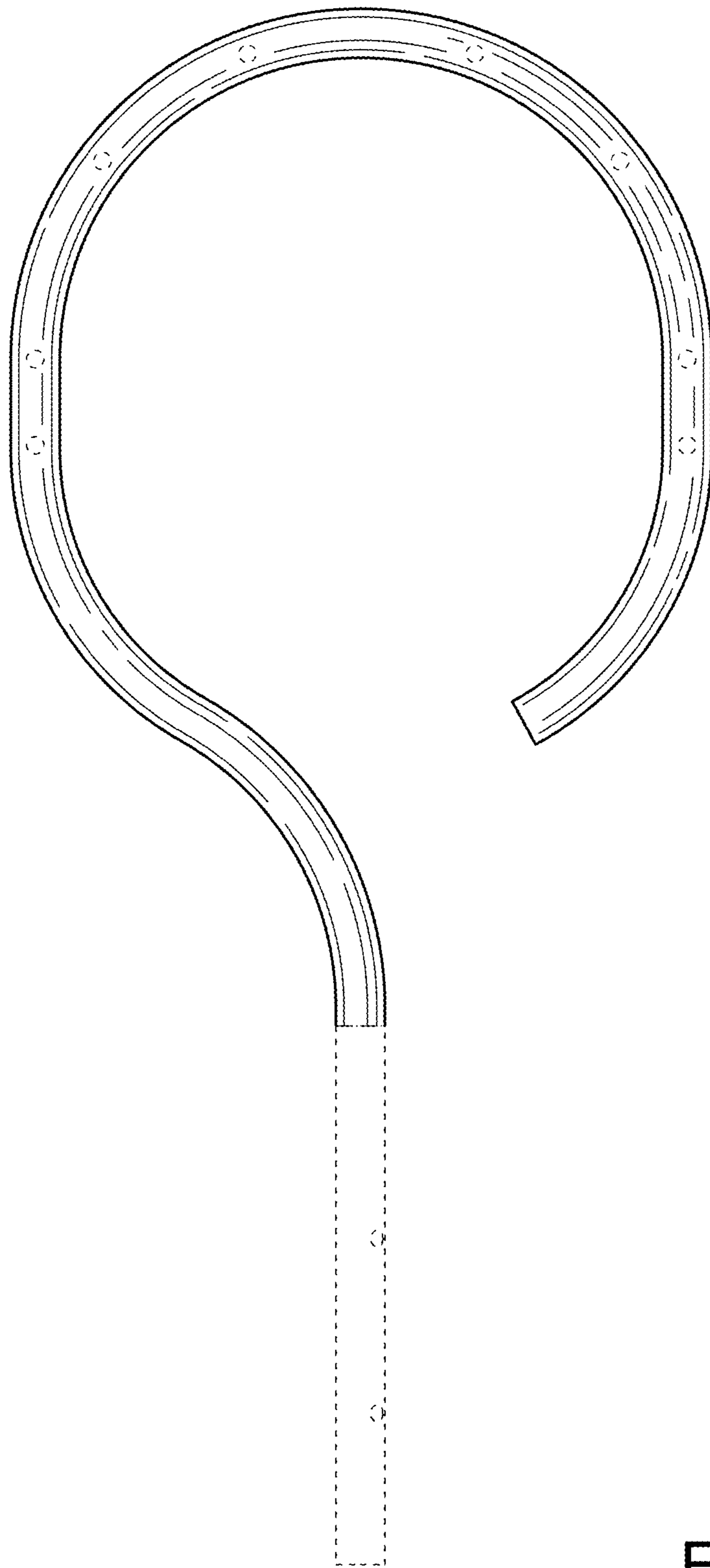


FIG.3

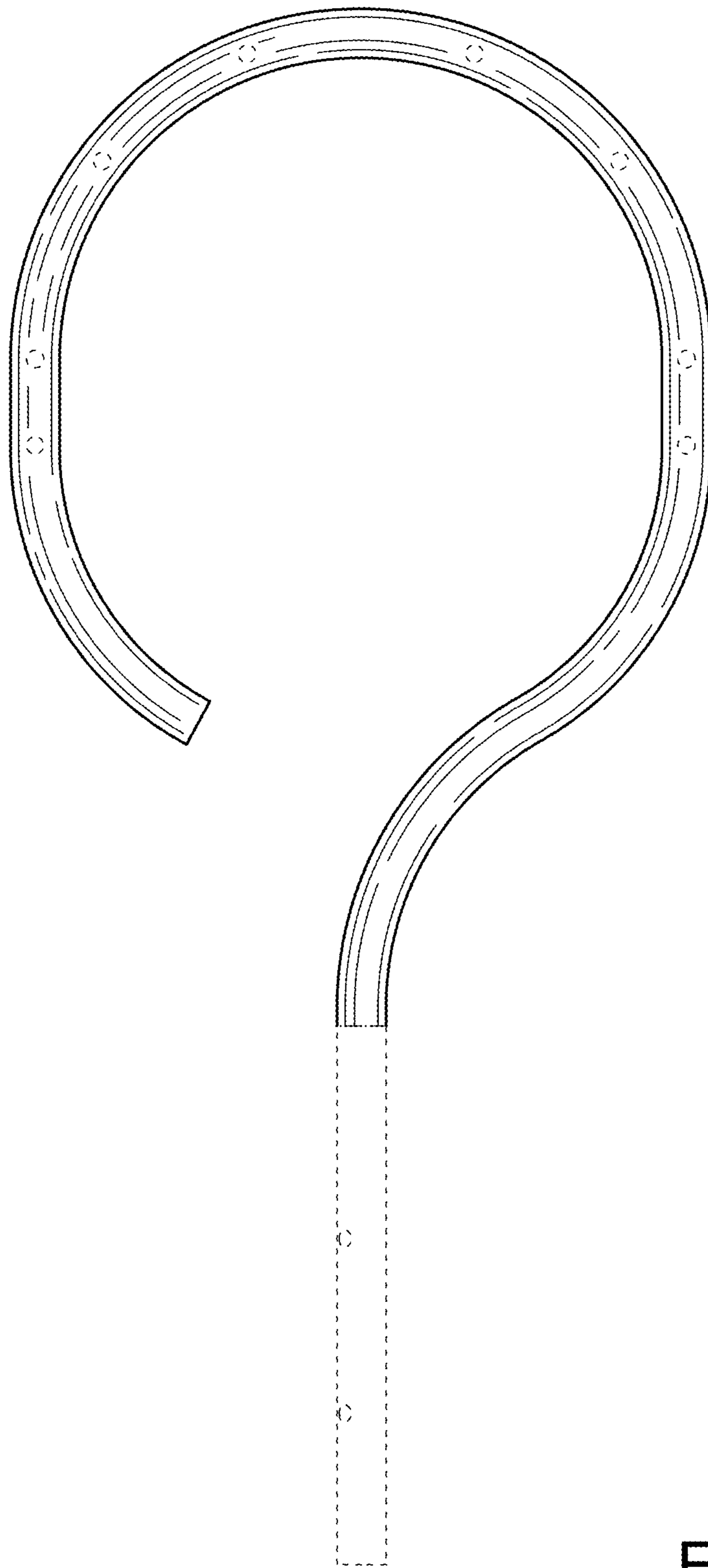


FIG.4

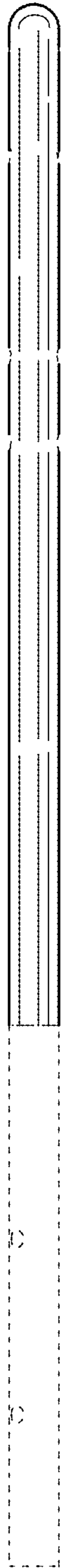


FIG. 5



FIG. 6



FIG. 7



FIG. 8