



US00D882777S

(12) **United States Design Patent** (10) **Patent No.:** **US D882,777 S**
Delka et al. (45) **Date of Patent:** **** Apr. 28, 2020**

- (54) **DIAPER ACCESSORY**
- (71) Applicant: **ACT Holding, LLC**, Overland Park, KS (US)
- (72) Inventors: **Ryan K. Delka**, Fort Collins, CO (US); **Bret Delka**, Fort Collins, CO (US); **Joseph C. Long**, Olathe, KS (US)
- (73) Assignee: **ACT Holding, LLC**, Olathe, KS (US)
- (**) Term: **15 Years**
- (21) Appl. No.: **29/649,728**
- (22) Filed: **Jun. 1, 2018**
- (51) **LOC (12) Cl.** **24-04**
- (52) **U.S. Cl.**
USPC **D24/126**
- (58) **Field of Classification Search**
USPC D24/124, 125, 126, 189, 190, 191, 192;
604/347, 348, 354, 358-361, 378, 385.01,
604/385.201, 385.24, 385.25
CPC A61F 13/15; A61F 13/64; A61F 13/476;
A61F 13/5611; A61F 13/4704; A61F
13/5519; A61F 13/5644; A61F 13/58;
A61F 13/8405; A61F 2013/8402; A61F
2013/8408; A61F 13/494; A61F
13/49058; A61F 13/539; A61F 13/49001;
A61F 13/493; A61F 13/505; B65F
2240/132
See application file for complete search history.

(56) **References Cited**

U.S. PATENT DOCUMENTS

- 4,211,226 A * 7/1980 Schaar A61F 13/58
604/370
- 5,445,628 A * 8/1995 Gipson A61F 13/62
604/358
- 5,554,145 A * 9/1996 Roe A61F 13/49009
604/385.3

- 5,662,641 A * 9/1997 Gulsby A61F 13/5644
604/385.01
- D406,410 S * 3/1999 Pasqua D24/126
- D447,808 S * 9/2001 Ross D24/124
- D484,649 S * 12/2003 Day D24/126
- D498,843 S * 11/2004 Kielb D20/22
- D528,205 S * 9/2006 Larsen D24/126
- D544,599 S * 6/2007 Sasaki D24/126
- D558,335 S * 12/2007 Willhaus D24/126
- D646,517 S * 10/2011 Noonan D6/582
- D688,371 S * 8/2013 Johnson D24/126
- D787,051 S * 5/2017 Gaston D24/126
- D859,648 S * 9/2019 Delka D24/126
- 10,492,960 B2 * 12/2019 Delka A61F 13/49466
- 2018/0049927 A1 * 2/2018 Delka A61F 13/4946
- 2019/0091078 A1 * 3/2019 Friedman A61F 13/84

* cited by examiner

Primary Examiner — Samantha Q Lawrence

(74) *Attorney, Agent, or Firm* — Hovey Williams LLP

(57) **CLAIM**

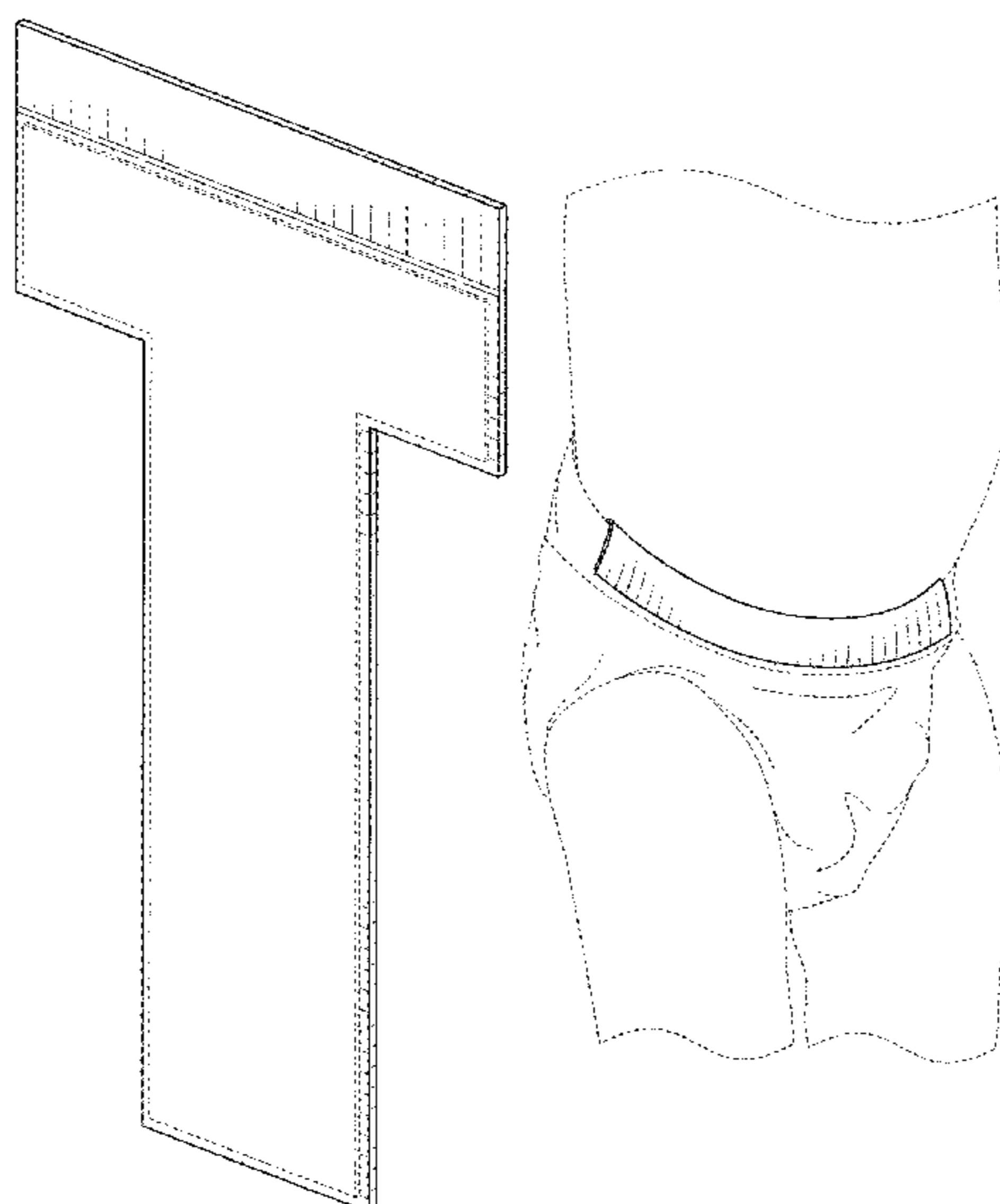
The ornamental design for a diaper accessory, as shown and described.

DESCRIPTION

FIG. 1 is a front perspective view of a diaper accessory in accordance with the new design;
 FIG. 2 is a front view thereof;
 FIG. 3 is a rear view thereof;
 FIG. 4 is a left side view thereof;
 FIG. 5 is a right side view thereof;
 FIG. 6 is a top view thereof;
 FIG. 7 is a bottom view thereof; and,
 FIG. 8 is a front view of the diaper accessory shown in an alternate position of use with the front flap overlain atop a diaper.

The broken lines shown in FIGS. 1-7 represent the bounds of the claim and form no part of the claimed design. The additional broken lines shown in FIG. 8 illustrate environment and form no part of the claimed design.

1 Claim, 6 Drawing Sheets



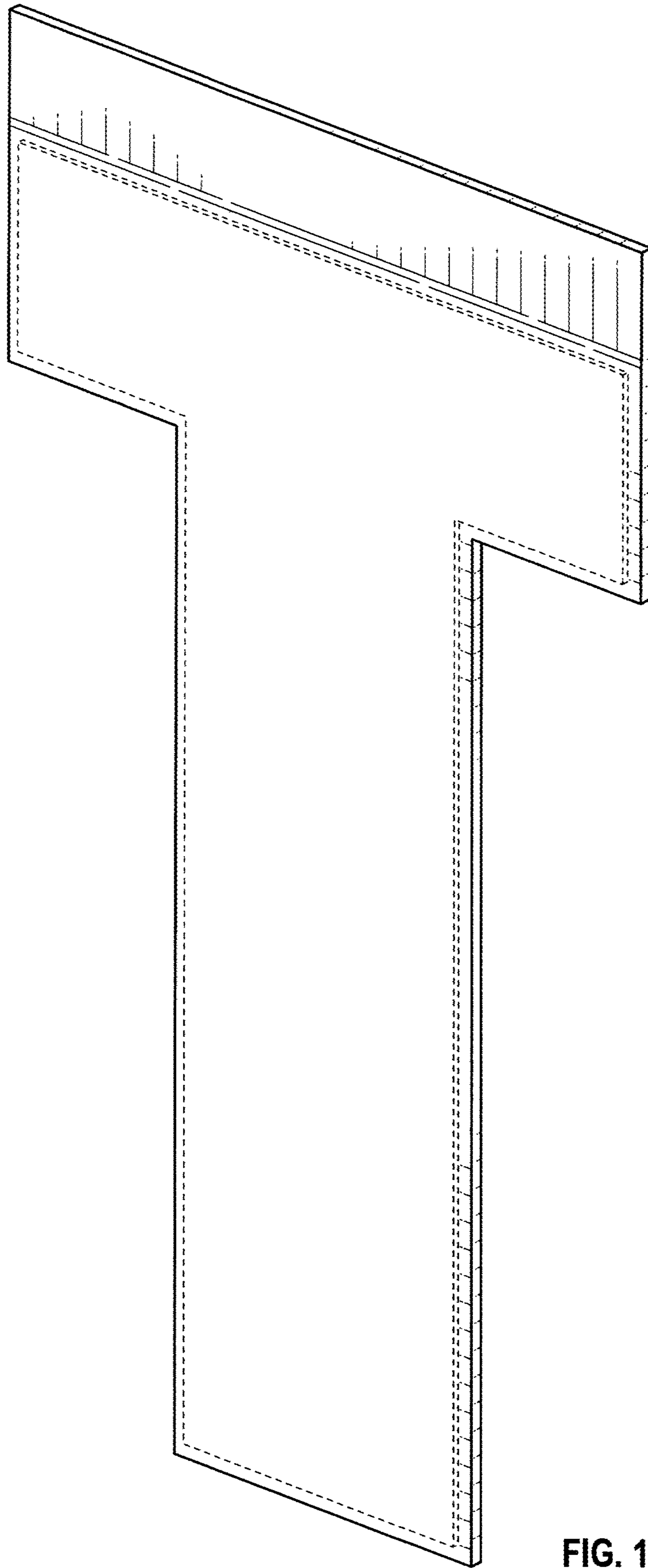


FIG. 1

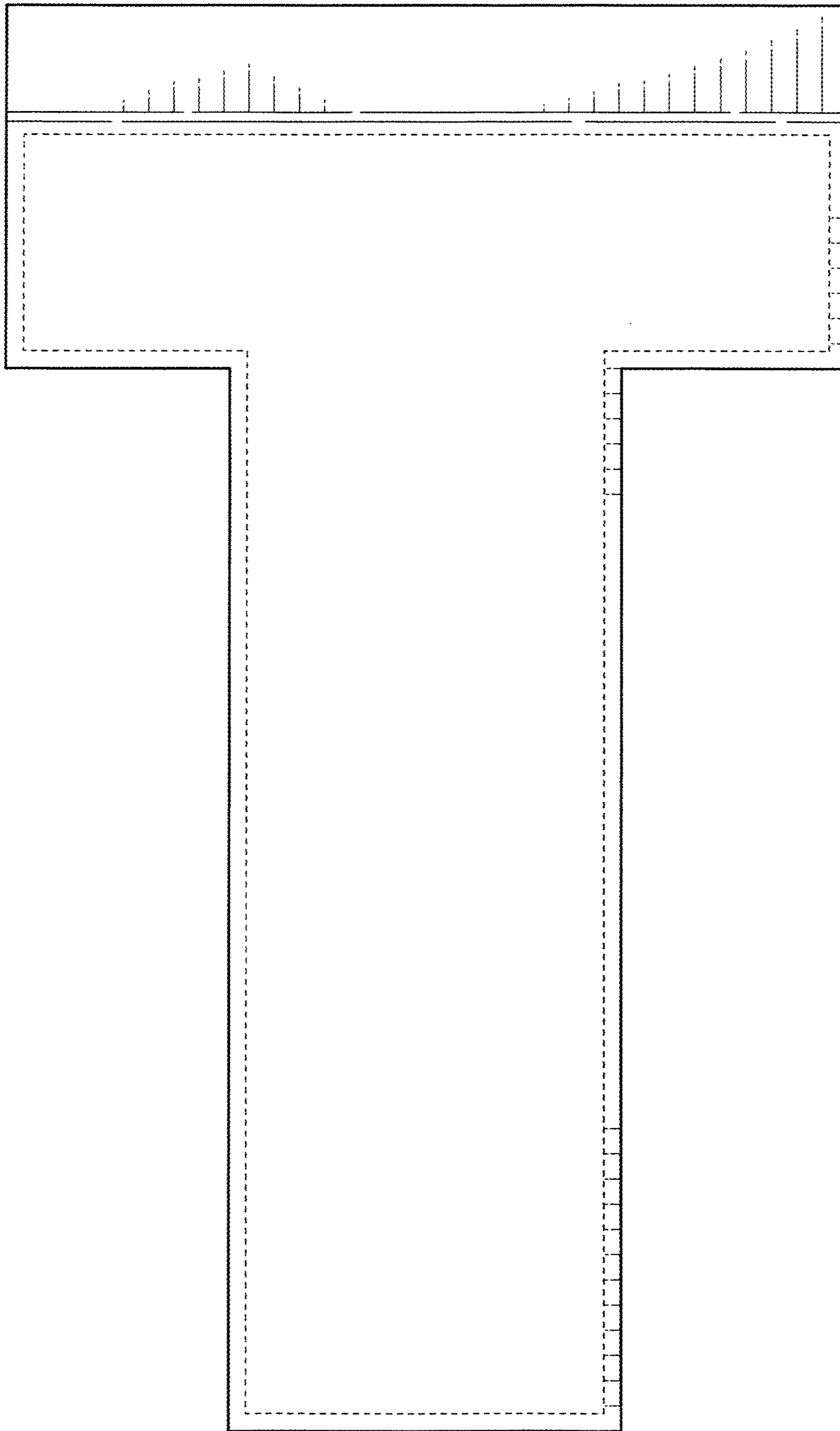


FIG. 2

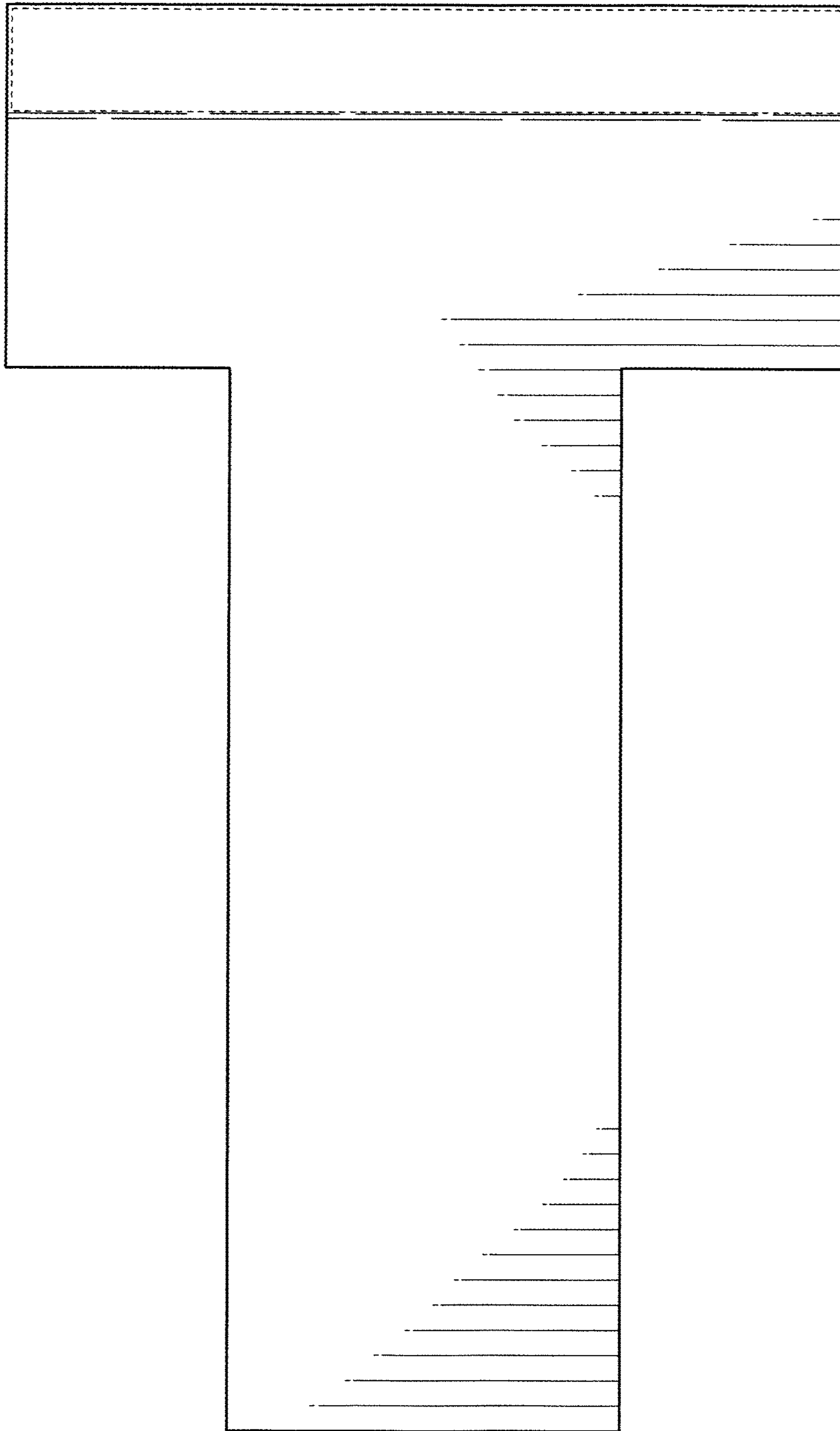


FIG. 3




FIG. 4



FIG. 5




FIG. 6




FIG. 7

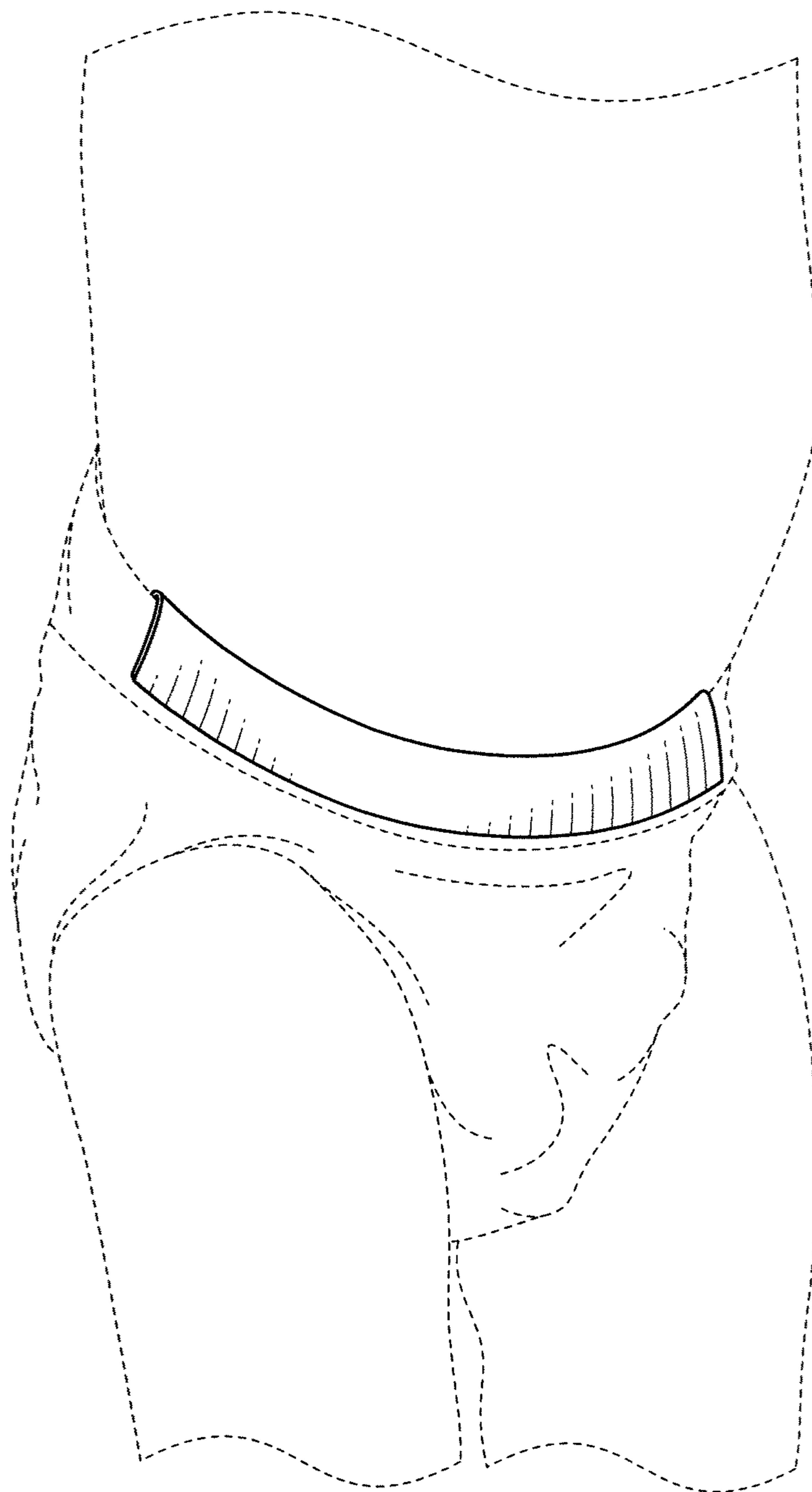


FIG. 8