



US00D882774S

(12) **United States Design Patent**
Tagomori

(10) **Patent No.:** **US D882,774 S**

(45) **Date of Patent:** **** Apr. 28, 2020**

- (54) **SANITARY NAPKIN**
- (71) Applicant: **DAIO PAPER CORPORATION**,
Ehime (JP)
- (72) Inventor: **Junta Tagomori**, Tochigi (JP)
- (73) Assignee: **DAIO PAPER CORPORATION**,
Ehime (JP)
- (**) Term: **15 Years**
- (21) Appl. No.: **29/667,842**

D766,428 S *	9/2016	Gressle	D24/125
D767,122 S *	9/2016	Hood	D24/125
D774,184 S *	12/2016	Kurihara	D24/124
D774,187 S *	12/2016	Hood	D24/125
D774,188 S *	12/2016	Hood	D24/125
D804,658 S *	12/2017	Fites	D24/126
2009/0312733 A1 *	12/2009	Pellen	A61F 13/4756 604/385.01
2012/0265162 A1 *	10/2012	Kuramochi	A61F 13/4758 604/385.101
2016/0331604 A1 *	11/2016	Hao	A61F 13/5514
2017/0143559 A1 *	5/2017	Kurihara	A61F 13/511
2017/0290714 A1 *	10/2017	Norimoto	A61F 13/15

- (22) Filed: **Oct. 25, 2018**
- (30) **Foreign Application Priority Data**

May 11, 2018 (JP) 2018-010240

- (51) **LOC (12) Cl.** **24-04**
- (52) **U.S. Cl.**
USPC **D24/125**

- (58) **Field of Classification Search**
USPC D2/951, 952, 961, 962; D5/7, 39, 58;
D24/124, 125, 126, 141, 189, 190
CPC A61F 13/15; A61F 13/64; A61F 13/476;
A61F 13/5611; A61F 13/5633; A61F
2013/16; A61F 2013/4708
See application file for complete search history.

- (56) **References Cited**
U.S. PATENT DOCUMENTS

D336,515 S *	6/1993	Voelker-Ferrier	D24/125
D412,575 S *	8/1999	Trombetta	D24/124
D548,337 S *	8/2007	Ueminami	D24/124
D600,805 S *	9/2009	Hood	D24/124
D673,671 S *	1/2013	Hood	D24/125
9,040,769 B2 *	5/2015	Kurihara	A61F 13/538 604/380
D746,980 S *	1/2016	Wang	D24/125
D749,207 S *	2/2016	Hedbratt	D24/125

* cited by examiner

Primary Examiner — Susan E Krakower
Assistant Examiner — L. A. Grabenstetter
(74) *Attorney, Agent, or Firm* — IPUSA, PLLC

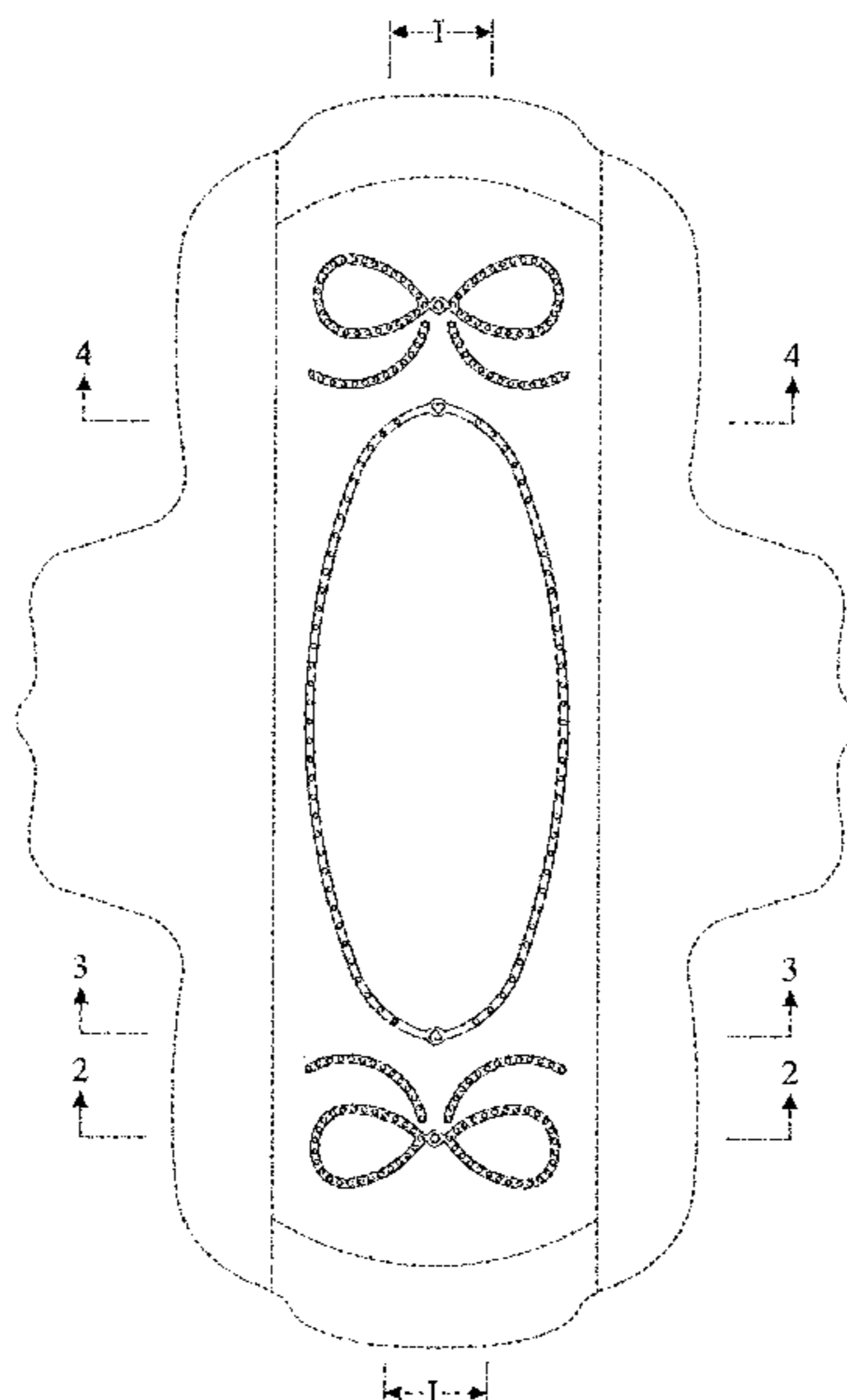
(57) **CLAIM**

The ornamental design for a sanitary napkin, as shown and described.

DESCRIPTION

FIG. 1 is a front view of a sanitary napkin, showing our new design;
FIG. 2 is an enlarged cross-sectional view of a section thereof indicated by I, taken in the direction of line 2-2 in FIG. 1;
FIG. 3 is an enlarged cross-sectional view of a section thereof indicated by I, taken in the direction of line 3-3 in FIG. 1; and,
FIG. 4 is an enlarged cross-sectional view of a section thereof indicated by I, taken in the direction of line 4-4 in FIG. 1.
The broken lines shown in the drawings represent portions of the sanitary napkin that form no part of the claimed design. All sides not shown form no part of the claimed design.

1 Claim, 2 Drawing Sheets



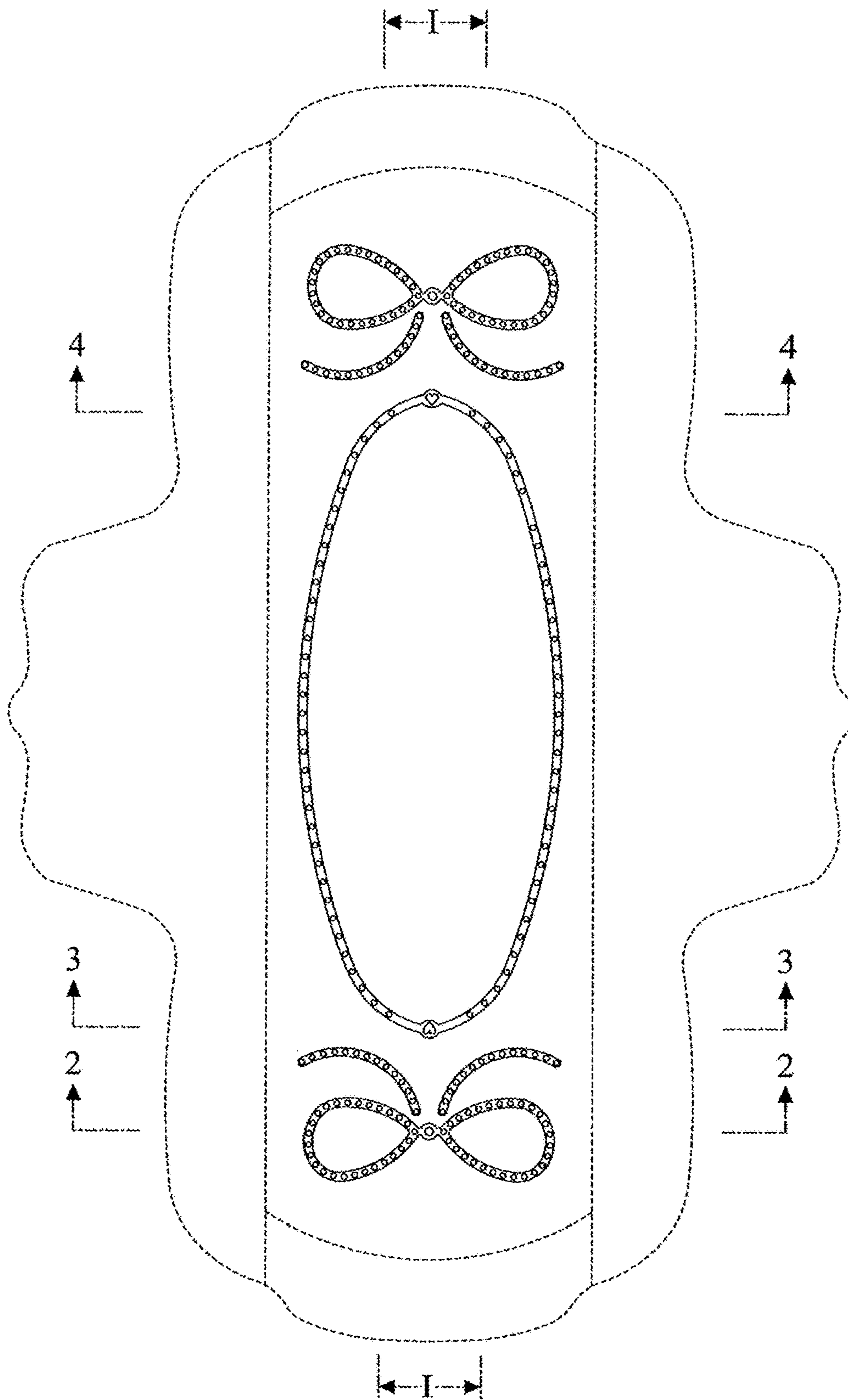


Fig. 1

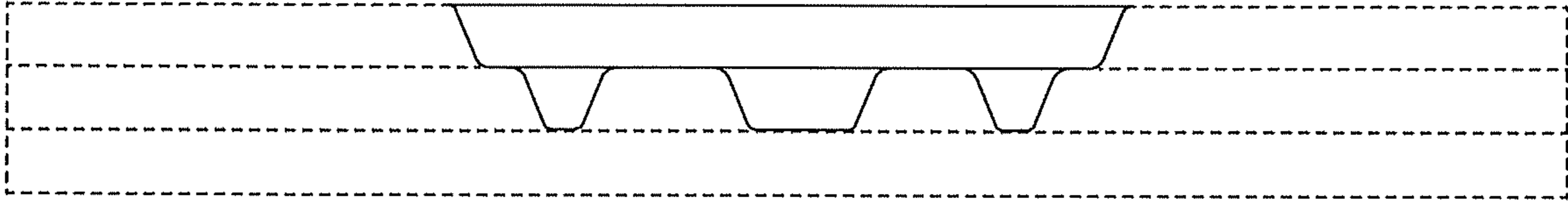


Fig. 2

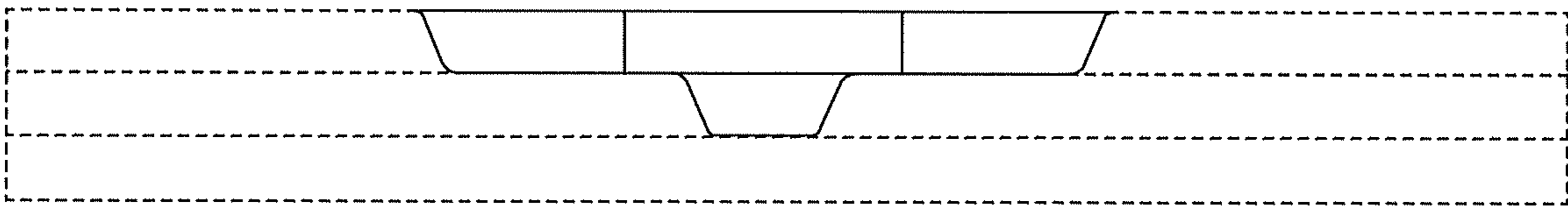


Fig. 3




Fig. 4