



US00D882763S

(12) **United States Design Patent**
Lovmar

(10) **Patent No.:** **US D882,763 S**

(45) **Date of Patent:** **** Apr. 28, 2020**

(54) **CATHETER**

D373,827 S * 9/1996 Polaniec D24/112
5,632,732 A 5/1997 Szabo et al.
D384,418 S * 9/1997 Torti D24/222

(Continued)

(71) Applicant: **DENTSPLY IH AB**, Mölndal (SE)

(72) Inventor: **Martin Lovmar**, Mölndal (SE)

(73) Assignee: **DENTSPLY IH AB**, Mölndal (SE)

(**) Term: **15 Years**

(21) Appl. No.: **29/678,285**

(22) Filed: **Jan. 28, 2019**

FOREIGN PATENT DOCUMENTS

DK 1999 00260-0001 3/2000
DK 199901106-0001 3/2000

(Continued)

OTHER PUBLICATIONS

Extended European Search Report for European Patent Application
No. 15198588.4, dated Sep. 27, 2016 (12 pages).

(Continued)

Related U.S. Application Data

(62) Division of application No. 29/567,340, filed on Jun.
8, 2016, now Pat. No. Des. 842,984.

Primary Examiner — Nathan M Johnston

(74) *Attorney, Agent, or Firm* — Perkins Coie LLP

(30) **Foreign Application Priority Data**

Dec. 9, 2015 (EM) 002901678

(51) **LOC (12) Cl.** **24-02**

(52) **U.S. Cl.**
USPC **D24/112**

(58) **Field of Classification Search**

USPC D24/112-114, 133, 186, 127-131;
606/181, 185; 604/264, 272, 115, 232,
604/187, 158, 164.08, 192, 263, 163, 181,
604/184, 198, 227; 600/101, 139, 143;
128/200.24, 207.14, 207.15
CPC A61K 2300/00; A61K 45/06; C08L 89/06;
A61B 5/14532

See application file for complete search history.

(57) **CLAIM**

The ornamental design for a catheter, as shown and
described.

DESCRIPTION

FIG. 1 is a perspective view of a catheter showing my new
design;

FIG. 2 is a front elevation view thereof;

FIG. 3 is a rear elevation view thereof;

FIG. 4 is a left side view thereof;

FIG. 5 is a right side view thereof;

FIG. 6 is a top plan view thereof; and,

FIG. 7 is a bottom plan view thereof.

The catheter is shown with a symbolic break in its length.
The appearance of any portion of the article between the
break lines forms no part of the claimed design.

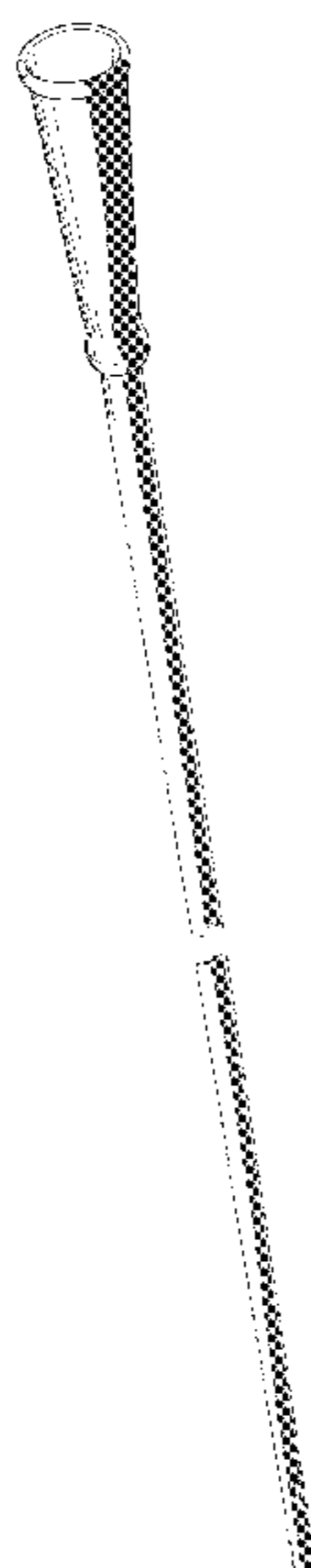
The broken lines immediately adjacent the claimed areas
represent the bounds of the claim, and all other broken lines
are included for the purpose of illustrating portions of the
design that form no part of the claimed design. None of the
broken lines form part of the claimed design.

(56) **References Cited**

U.S. PATENT DOCUMENTS

2,686,337 A 8/1954 Kaufman
3,888,235 A 6/1975 May et al.
D297,054 S 8/1988 Williams
5,102,401 A 4/1992 Lambert et al.

1 Claim, 2 Drawing Sheets



(56)

References Cited

U.S. PATENT DOCUMENTS

5,735,554 A 4/1998 Imgram
 5,919,170 A 7/1999 Woessner
 D454,394 S 3/2002 Jansen
 D468,439 S * 1/2003 On D24/222
 6,589,212 B1 7/2003 Navis
 D496,724 S * 9/2004 Myers D24/108
 D497,509 S 10/2004 Nelson
 D561,347 S * 2/2008 Tajima D24/222
 D582,552 S * 12/2008 Berberich D24/133
 D590,945 S 4/2009 Berberich
 D594,119 S 6/2009 Berberich et al.
 D608,001 S 1/2010 Reardon et al.
 D630,734 S * 1/2011 Speiser D24/133
 8,168,249 B2 5/2012 Utas et al.
 D665,076 S 8/2012 Sauer et al.
 D700,318 S 2/2014 Amoah et al.
 8,777,889 B2 7/2014 Joshi et al.
 8,831,707 B2 9/2014 Tekulve et al.
 D724,200 S 3/2015 Brannon
 D726,907 S 4/2015 Trump
 D728,098 S * 4/2015 Schad D24/146
 D728,099 S * 4/2015 Schad D24/146
 D731,075 S * 6/2015 Staton D24/222
 D737,973 S * 9/2015 Nagele D24/146
 D748,777 S 2/2016 Uenishi et al.
 D800,583 S 10/2017 Ahong et al.
 D841,182 S * 2/2019 Mizutani D24/222
 D842,984 S 3/2019 Lovmar
 2001/0013673 A1 8/2001 Siferd et al.
 2003/0004530 A1 1/2003 Reo
 2007/0087148 A1 4/2007 Okushi et al.
 2009/0143767 A1 6/2009 Fentress et al.
 2010/0331780 A1 12/2010 Bellisario et al.
 2011/0093088 A1 4/2011 Chen et al.
 2011/0112511 A1 5/2011 Singer
 2011/0306998 A1 12/2011 Livneh
 2012/0095404 A1 4/2012 Massengale et al.
 2012/0191073 A1 7/2012 Utas et al.
 2012/0203261 A1 8/2012 Au et al.
 2012/0232572 A1 9/2012 Burghardt et al.

2012/0238968 A1 9/2012 Toy et al.
 2012/0253297 A1 10/2012 Matsuzawa
 2013/0116662 A1 5/2013 Schmid et al.
 2014/0039418 A1 2/2014 Rioux et al.
 2014/0094773 A1 4/2014 Lampropoulos et al.
 2014/0243869 A1 * 8/2014 Johnson A61B 17/34
 606/185
 2014/0277052 A1 9/2014 Haselby et al.
 2015/0051583 A1 2/2015 Horvath et al.
 2015/0119822 A1 4/2015 Shon et al.
 2015/0190570 A1 7/2015 Teoh
 2018/0104447 A1 4/2018 Madlung et al.
 2019/0262579 A1 8/2019 Lovmar

FOREIGN PATENT DOCUMENTS

EM 000777685-0001 10/2007
 EM 001700857-0001 4/2010
 EM 001872797-0001 6/2011
 EM 002216143-0004 4/2013
 EM 002252627-0006 9/2013
 EP 0700771 3/1996
 EP 0799069 5/2003
 FR 995438-0001 12/1999
 FR 995438-0002 12/1999
 FR 981275-0002 3/2001
 FR 981275-0003 3/2001
 GB 606735 8/1948
 GB 744327 2/1956
 IT 1995MI0000224-000 10/1994
 SE 66392-0001 1/2001
 SE 66393-0001 1/2001
 WO 2010002914 1/2010
 WO 2011036162 3/2011

OTHER PUBLICATIONS

International Search Report and Written Opinion for International Patent Application No. PCT/EP2016/080383, dated May 23, 2017 (14 pages).

* cited by examiner

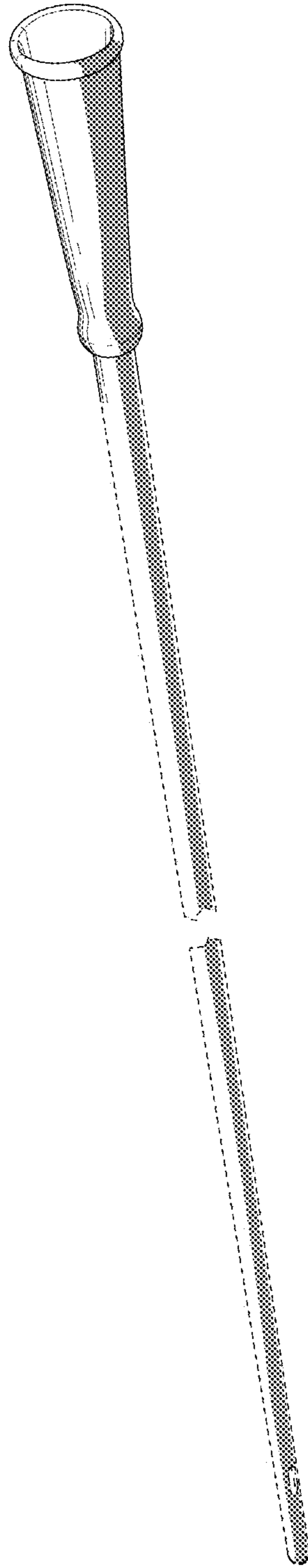


Fig. 1



Fig. 2




Fig. 3




Fig. 4

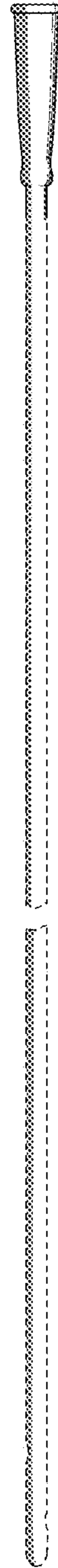


Fig. 5

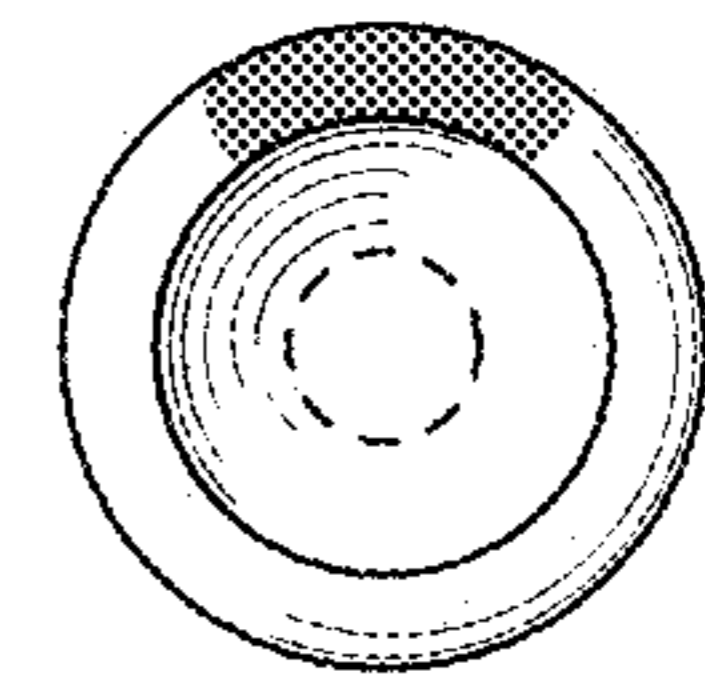


Fig. 6

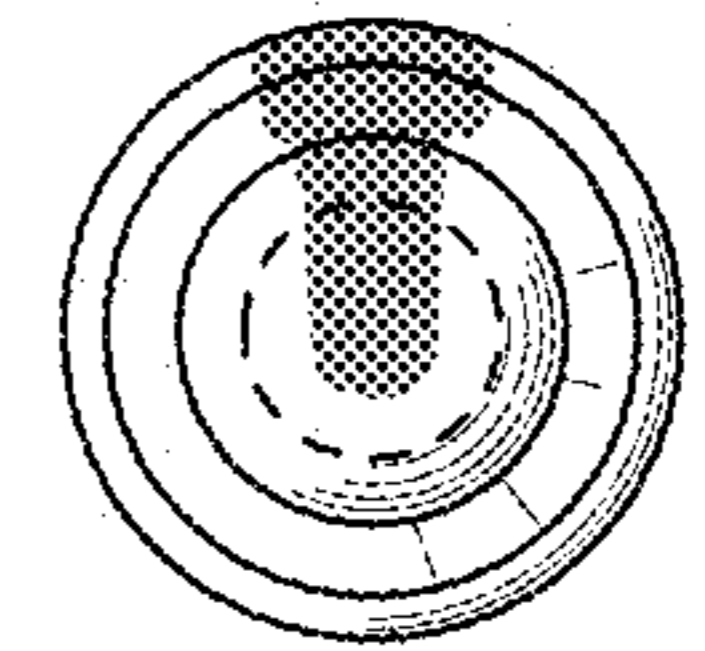


Fig. 7