



US00D882762S

(12) **United States Design Patent**
Lovmar

(10) **Patent No.:** **US D882,762 S**
(45) **Date of Patent:** **** Apr. 28, 2020**

(54) **CATHETER**

FOREIGN PATENT DOCUMENTS

(71) Applicant: **DENTSPLY IH AB**, Mölndal (SE)

DK 1999 00260-0001 3/2000
DK 1999 01106-0001 3/2000

(72) Inventor: **Martin Lovmar**, Mölndal (SE)

(Continued)

(73) Assignee: **DENTSPLY IH AB**, Mölndal (SE)

OTHER PUBLICATIONS

(**) Term: **15 Years**

Extended European Search Report for European Patent Application No. 15198588.4, dated Sep. 27, 2016 (12 pages).

(21) Appl. No.: **29/643,904**

(Continued)

(22) Filed: **Apr. 12, 2018**

Primary Examiner — Nathan M Johnston

Related U.S. Application Data

(74) *Attorney, Agent, or Firm* — Perkins Coie LLP

(62) Division of application No. 29/567,340, filed on Jun. 8, 2016, now Pat. No. Des. 842,984.

(30) **Foreign Application Priority Data**

(57) **CLAIM**

Dec. 9, 2015 (EM) 002901678

The ornamental design for a catheter, as shown and described.

(51) **LOC (12) Cl.** **24-02**

(52) **U.S. Cl.**
USPC **D24/112**

(58) **Field of Classification Search**
USPC D24/112–114, 133, 186, 127–131;
606/181, 185; 604/264, 272, 115, 232,
604/187, 158, 164.08, 192, 263, 163, 181,
604/184, 198, 227; 600/101, 139, 143;
128/200.24, 207.14, 207.15
CPC A61K 2300/00; A61K 45/06; C08L 89/06;
A61B 5/14532
See application file for complete search history.

DESCRIPTION

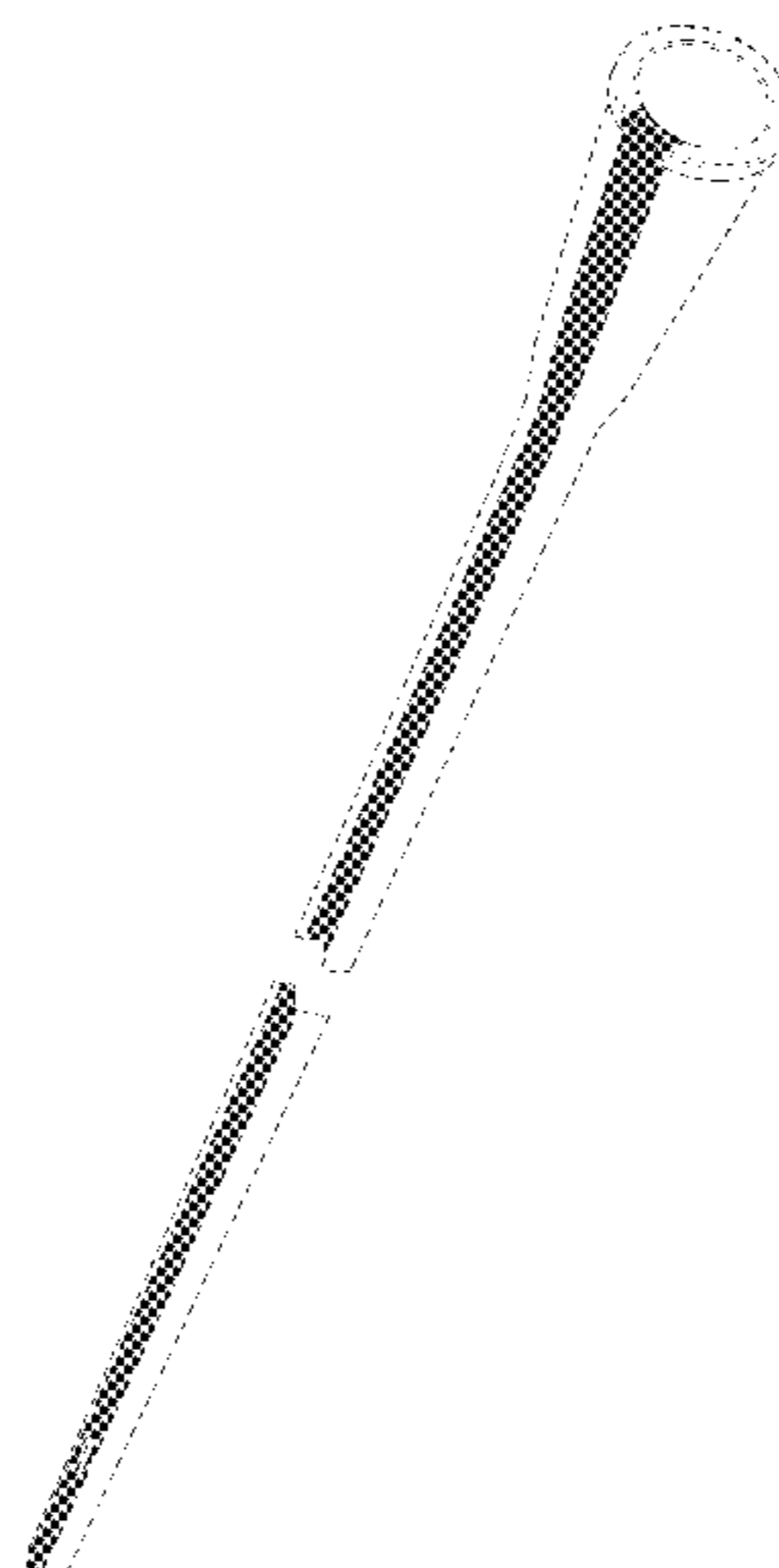
FIG. 1 is a perspective view of a catheter showing my new design;
FIG. 2 is a rear elevation view thereof;
FIG. 3 is a left side view thereof;
FIG. 4 is a front elevation view thereof;
FIG. 5 is a right side view thereof;
FIG. 6 is a top plan view thereof; and,
FIG. 7 is a bottom plan view thereof.
The catheter is shown with a symbolic break in its length. The appearance of any portion of the article between the break lines forms no part of the claimed design. The broken lines immediately adjacent the claimed areas represent the bounds of the claim, and all other broken lines are included for the purpose of illustrating portions of the design that form no part of the claimed design. None of the broken lines form part of the claimed design.

(56) **References Cited**

U.S. PATENT DOCUMENTS

2,686,337 A 8/1954 Kaufman
3,888,235 A 6/1975 May et al.
D297,054 S 8/1988 Williams
5,102,401 A * 4/1992 Lambert A61L 29/085
604/264
D373,827 S 9/1996 Polaniec

1 Claim, 2 Drawing Sheets



US D882,762 S

(56)

References Cited

U.S. PATENT DOCUMENTS

5,632,732	A *	5/1997	Szabo	A61M 5/3216 604/187
D384,418	S	9/1997	Torti et al.	
5,735,554	A	4/1998	Imgram	
5,919,170	A	7/1999	Woessner	
D454,394	S	3/2002	Jansen	
D468,439	S	1/2003	On et al.	
6,589,212	B1	7/2003	Navis	
D496,724	S	9/2004	Myers et al.	
D497,509	S	10/2004	Nelson	
D561,347	S	2/2008	Tajima	
D582,552	S	12/2008	Berberich	
D590,945	S	4/2009	Berberich	
D594,119	S	6/2009	Berberich et al.	
D608,001	S	1/2010	Reardon et al.	
D630,734	S	1/2011	Speiser	
8,168,249	B2	5/2012	Utas et al.	
D665,076	S	8/2012	Sauer et al.	
D700,318	S	2/2014	Amoah et al.	
8,777,889	B2 *	7/2014	Joshi	A61B 17/3478 604/181
8,831,707	B2 *	9/2014	Tekulve	A61B 17/3478 600/435
D724,200	S	3/2015	Brannon	
D726,907	S	4/2015	Trump	
D728,098	S	4/2015	Schad et al.	
D728,099	S	4/2015	Schad et al.	
D731,075	S	6/2015	Staton et al.	
D737,973	S	9/2015	Nagele et al.	
D748,777	S *	2/2016	Uenishi	D24/130
D800,583	S	10/2017	Ahong et al.	
D841,182	S	2/2019	Mizutani et al.	
D842,984	S	3/2019	Lovmar	
2001/0013673	A1	8/2001	Siferd et al.	
2003/0004530	A1	1/2003	Reo	
2007/0087148	A1	4/2007	Okushi et al.	
2009/0143767	A1	6/2009	Fentress et al.	
2010/0331780	A1	12/2010	Bellisario et al.	
2011/0093088	A1	4/2011	Chen et al.	
2011/0112511	A1 *	5/2011	Singer	A61M 19/00 604/512
2011/0306998	A1	12/2011	Livneh	
2012/0095404	A1	4/2012	Massengale et al.	
2012/0191073	A1	7/2012	Utas et al.	
2012/0203261	A1 *	8/2012	Au	A61B 17/34 606/185

2012/0232572	A1	9/2012	Burghardt et al.	
2012/0238968	A1	9/2012	Toy et al.	
2012/0253297	A1 *	10/2012	Matsuzawa	A61M 5/158 604/272
2013/0116662	A1	5/2013	Schmid et al.	
2014/0039418	A1	2/2014	Rioux et al.	
2014/0094773	A1	4/2014	Lampropoulos et al.	
2014/0243869	A1 *	8/2014	Johnson	A61B 17/34 606/185
2014/0277052	A1	9/2014	Haselby et al.	
2015/0051583	A1 *	2/2015	Horvath	A61M 25/0015 604/508
2015/0119822	A1 *	4/2015	Shon	A61L 29/049 604/264
2015/0190570	A1 *	7/2015	Teoh	A61M 5/158 604/272
2018/0104447	A1 *	4/2018	Madlung	A61M 25/0045
2019/0262579	A1	8/2019	Lovmar	

FOREIGN PATENT DOCUMENTS

EM	000777685-0001	10/2007
EM	001700857-0001	4/2010
EM	001872797-0001	6/2011
EM	002216143-0004	4/2013
EM	002252627-0006	9/2013
EP	0700771	3/1996
EP	0799069	5/2003
FR	995438-0001	12/1999
FR	995438-0002	12/1999
FR	981275-0002	3/2001
FR	981275-0003	3/2001
GB	606735	8/1948
GB	744327	2/1956
IT	1995MI0000224-000	10/1994
SE	66392-0001	1/2001
SE	66393-0001	1/2001
WO	2010002914	1/2010
WO	2011036162	3/2011

OTHER PUBLICATIONS

International Search Report and Written Opinion for International Patent Application No. PCT/EP2016/080383, dated May 23, 2017 (14 pages).

* cited by examiner

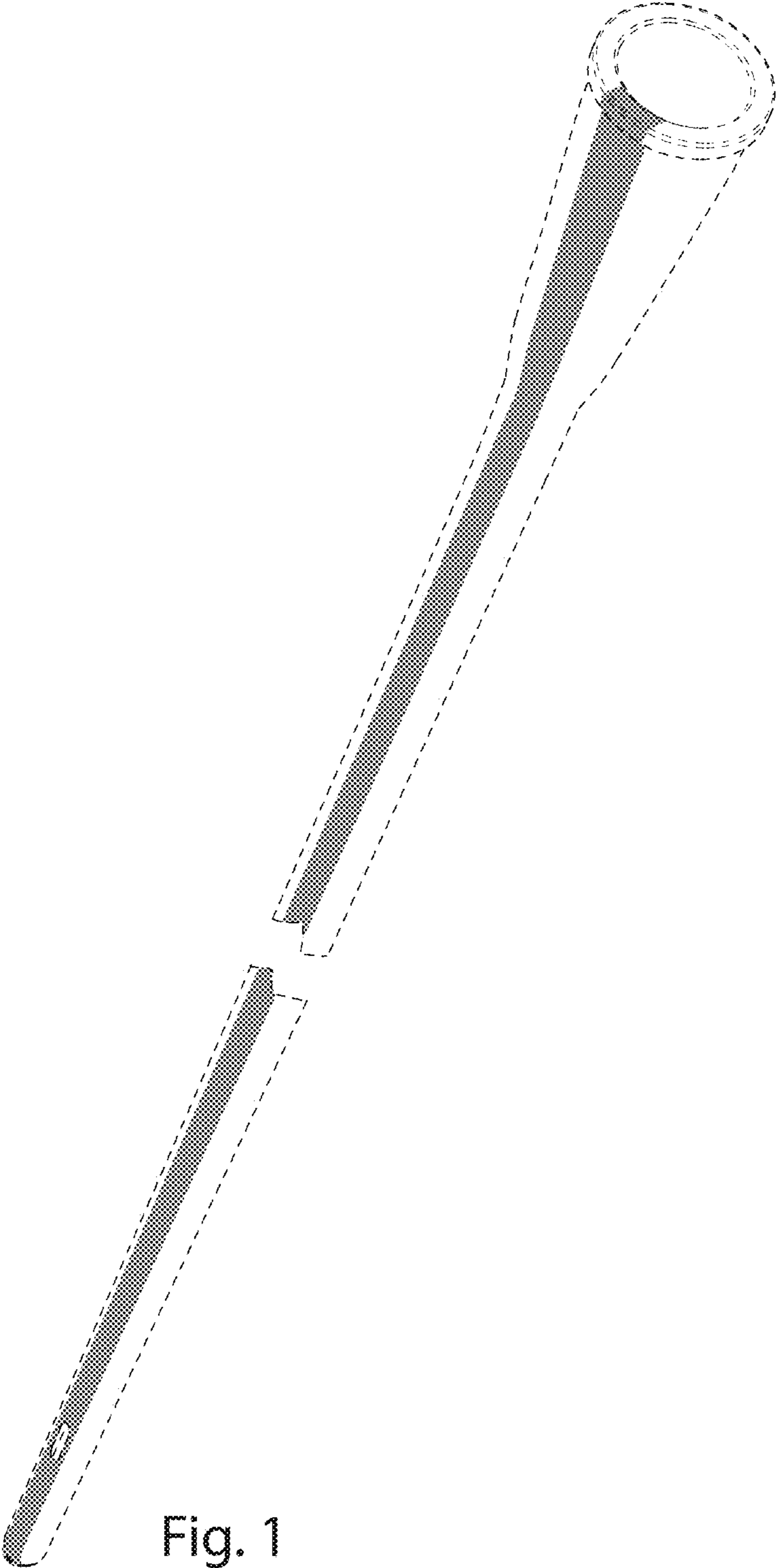


Fig. 1




Fig. 2

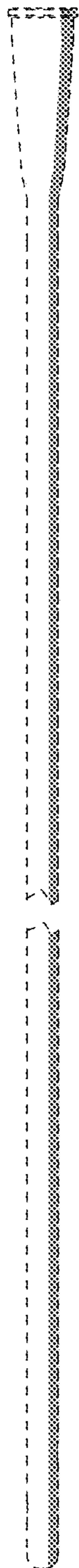


Fig. 3

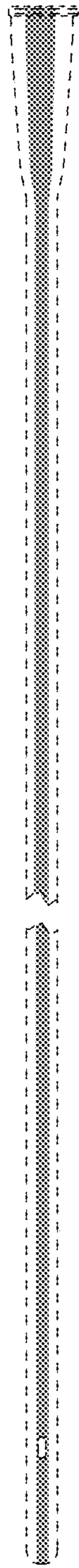


Fig. 4




Fig. 5

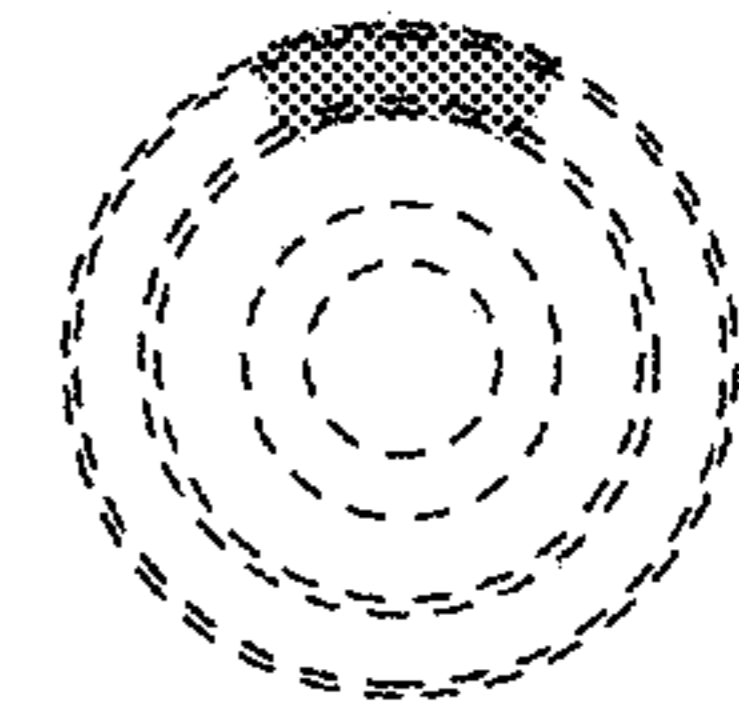


Fig. 6

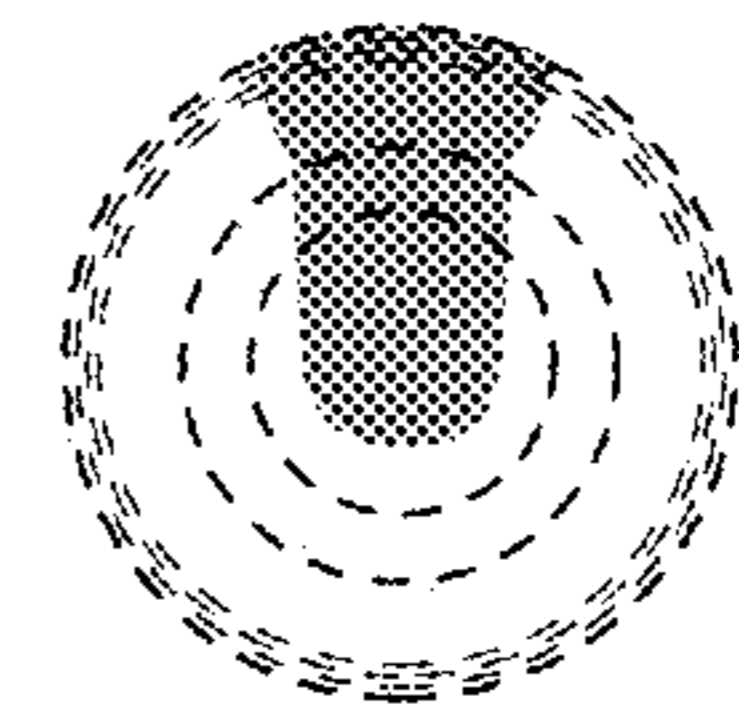


Fig. 7