



US00D882726S

(12) **United States Design Patent**
Wu

(10) **Patent No.:** **US D882,726 S**

(45) **Date of Patent:** **** Apr. 28, 2020**

- (54) **FISHING PLIERS**
- (71) Applicant: **Bo-Sheng Wu**, Changhua County (TW)
- (72) Inventor: **Bo-Sheng Wu**, Changhua County (TW)
- (**) Term: **15 Years**
- (21) Appl. No.: **29/681,051**
- (22) Filed: **Feb. 22, 2019**
- (51) **LOC (12) Cl.** **22-05**
- (52) **U.S. Cl.**
USPC **D22/150**
- (58) **Field of Classification Search**
USPC D22/149–150, 134, 199; D8/52, 55;
30/124, 271; 43/4, 44.4, 44.6, 44.8, 53.5;
7/106, 150; 81/426, 427.5
CPC A01K 95/02; A01K 97/00; B25B 7/02;
B25B 7/12; B25B 7/22
See application file for complete search history.

- 6,035,748 A * 3/2000 Burch, Jr. B25B 7/02
7/106
- D453,812 S * 2/2002 Grayson D22/150
- 7,039,973 B1 * 5/2006 Lehmann A01K 97/00
7/106
- D618,299 S * 6/2010 Steiner D22/149
- 2016/0294168 A1 * 10/2016 Hoppe B25B 7/02

* cited by examiner

Primary Examiner — Catherine R Oliver-Garcia
(74) *Attorney, Agent, or Firm* — Demian K. Jackson;
Jackson IPG PLLC

(57) **CLAIM**

The ornamental design for the fishing pliers, as shown and described.

DESCRIPTION

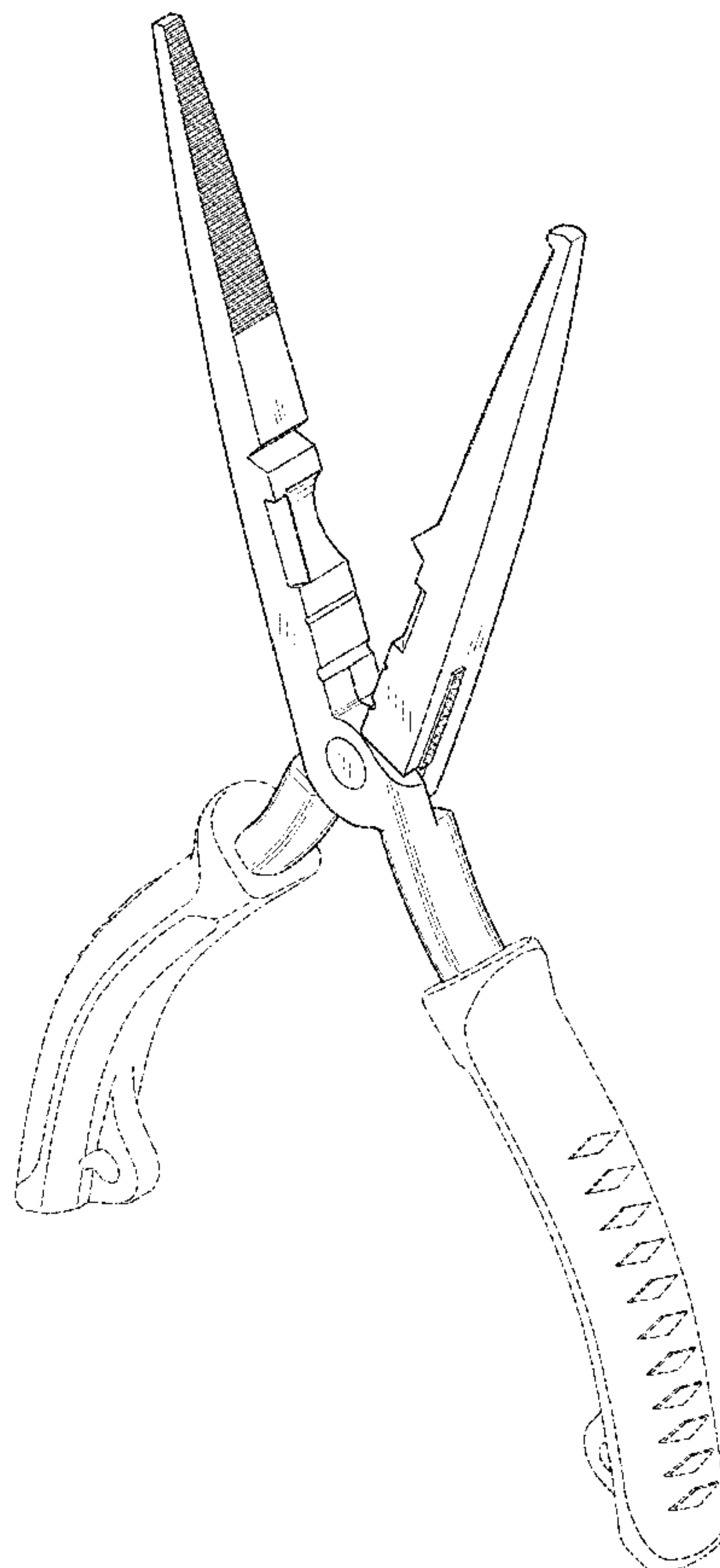
FIG. 1 a perspective view of the fishing pliers showing my new design;
FIG. 2 is a front elevation view thereof;
FIG. 3 is a rear elevation view thereof;
FIG. 4 is a left side view thereof;
FIG. 5 is a right side view thereof;
FIG. 6 is a top plan view thereof;
FIG. 7 is a bottom plan view thereof; and,
FIG. 8 is a perspective view thereof showing the fishing pliers in its closed position.
The broken lines shown in FIGS. 1-8 represent portions of the fishing pliers that form no part of the claimed design.

1 Claim, 7 Drawing Sheets

(56) **References Cited**

U.S. PATENT DOCUMENTS

- 2,300,516 A * 11/1942 Mesch H01H 49/00
7/107
- 3,820,274 A * 6/1974 Drenzyk A01K 97/18
43/53.5
- 4,976,318 A * 12/1990 Mohaupt F42B 3/02
166/311



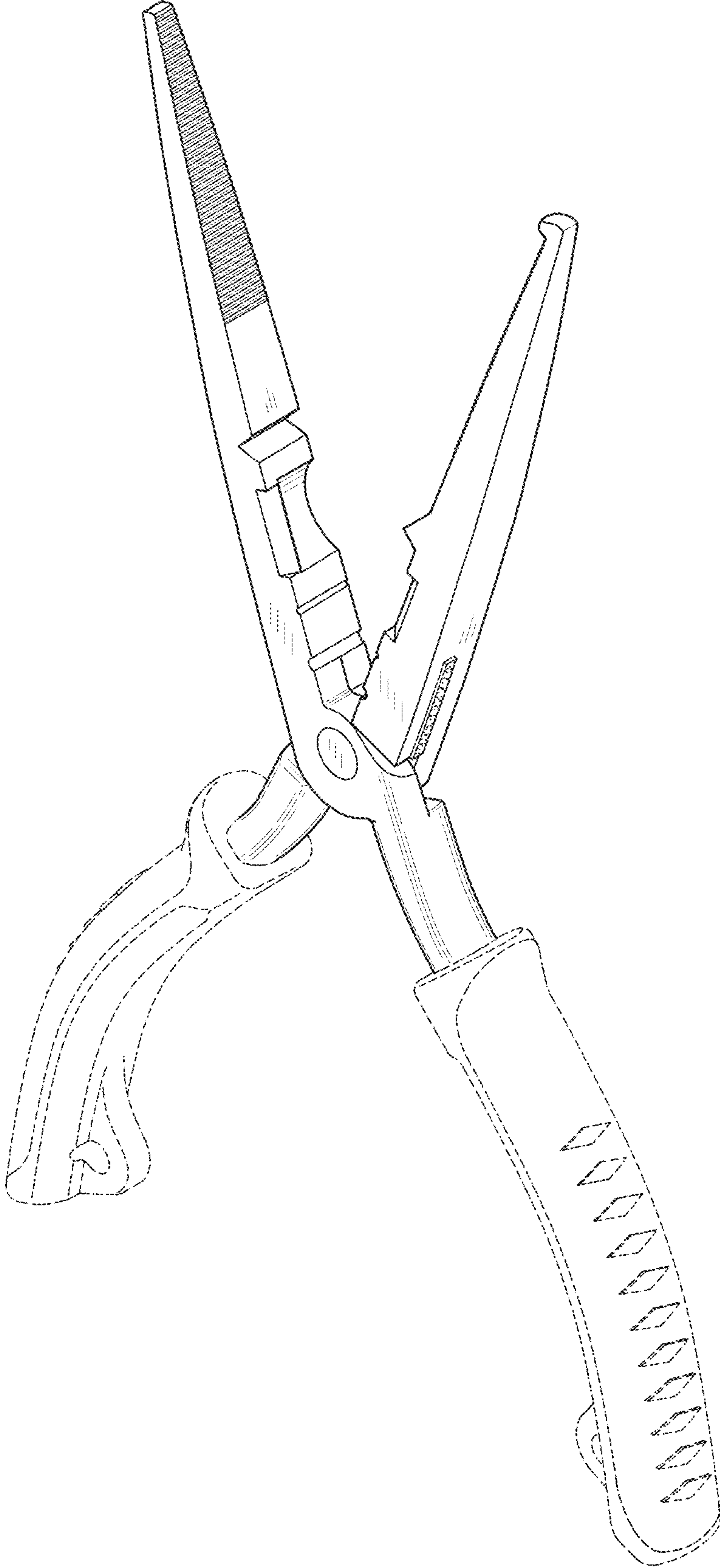


FIG.1

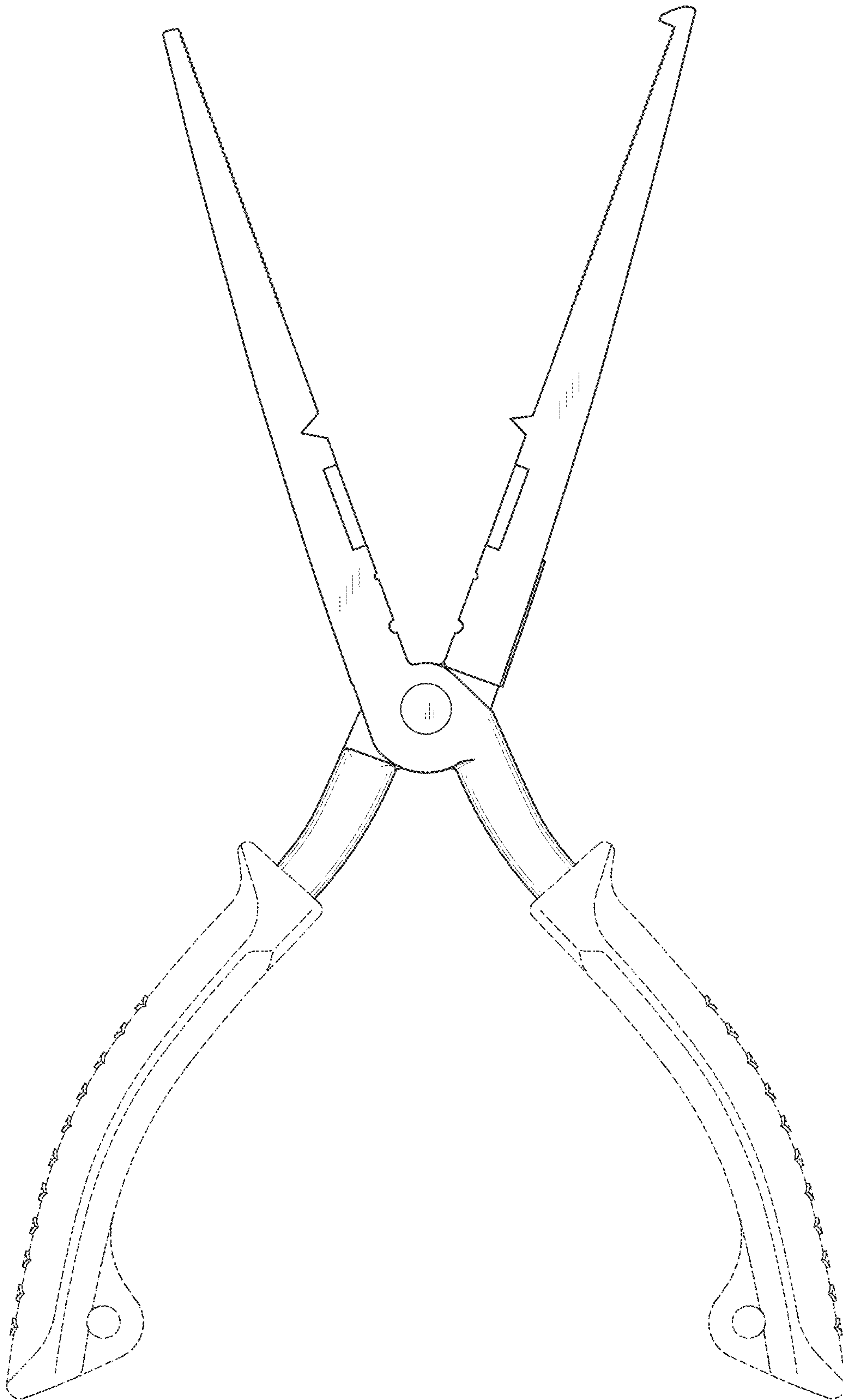


FIG.2

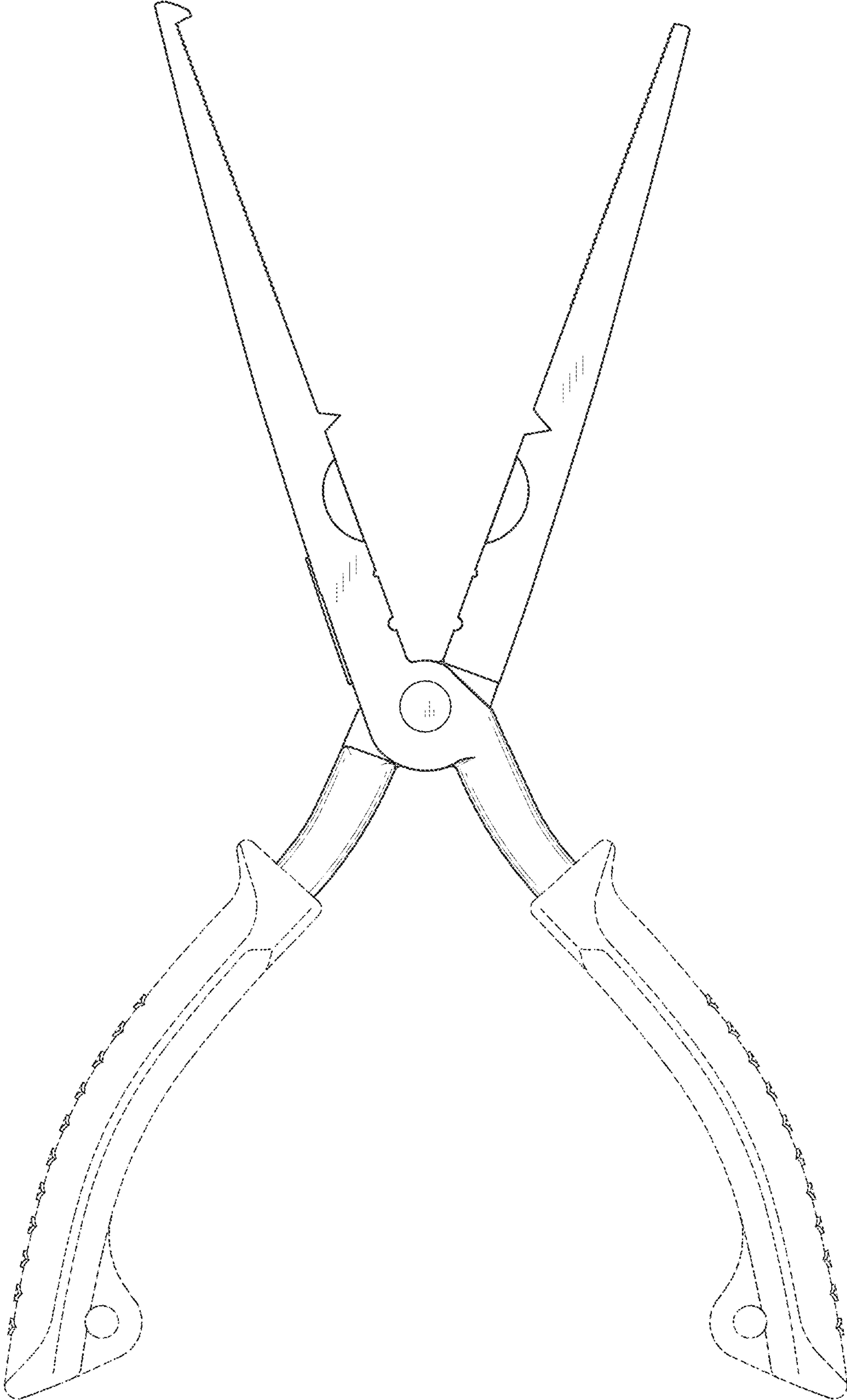


FIG.3

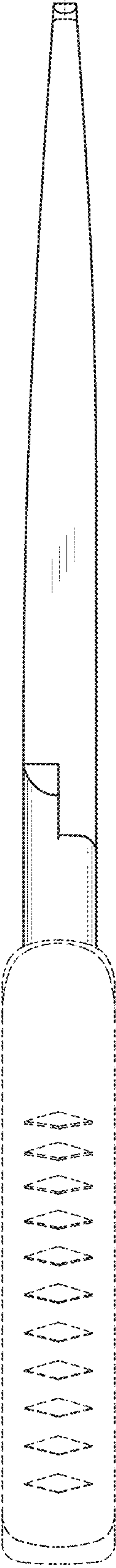


FIG.4

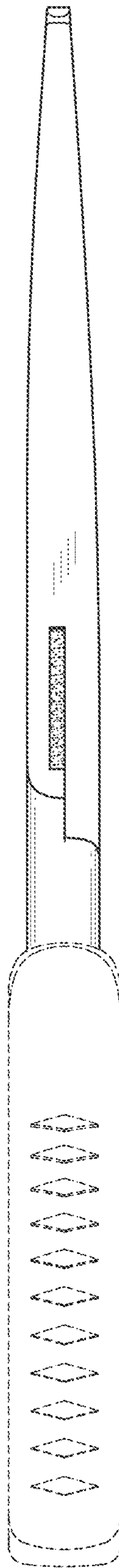


FIG.5

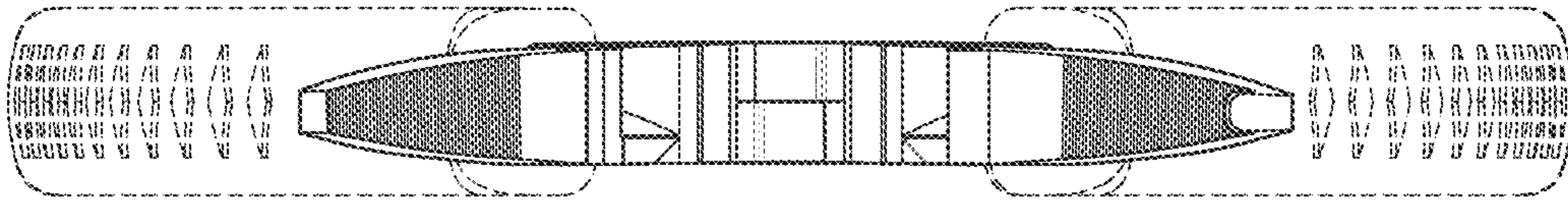


FIG. 6

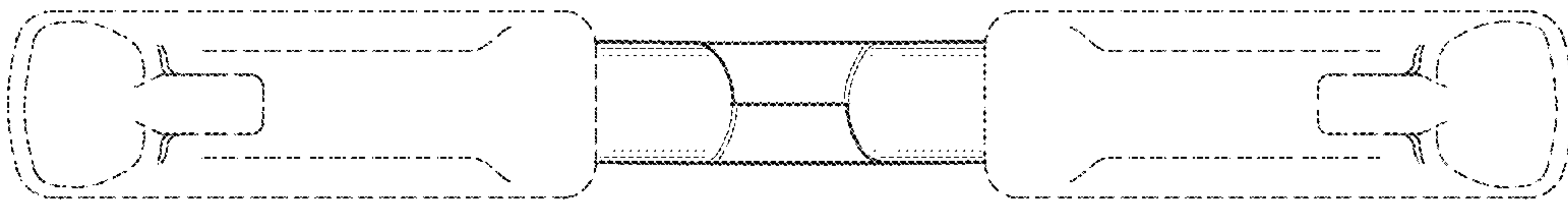


FIG. 7

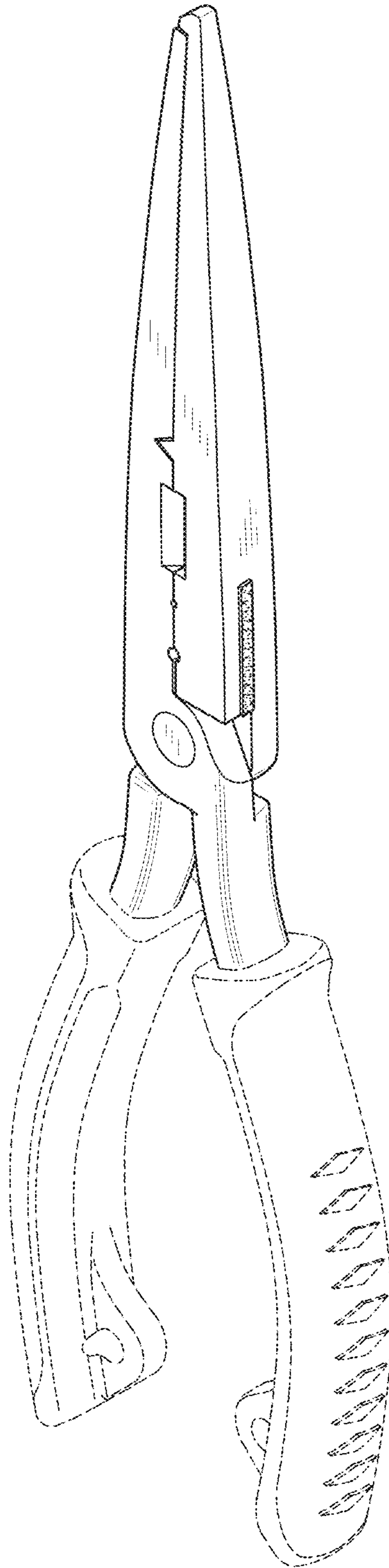


FIG.8