



US00D882693S

(12) **United States Design Patent** (10) **Patent No.:** **US D882,693 S**
Ehara et al. (45) **Date of Patent:** **** Apr. 28, 2020**

- (54) **CONTROLLER FOR COMPUTER**
- (71) Applicant: **NINTENDO CO., LTD.**, Kyoto (JP)
- (72) Inventors: **Yui Ehara**, Kyoto (JP); **Yuko Zenri**, Kyoto (JP); **Junichiro Miyatake**, Kyoto (JP); **Tetsuya Akama**, Kyoto (JP); **Hitoshi Tsuchiya**, Kyoto (JP)
- (73) Assignee: **Nintendo Co., Ltd.**, Kyoto (JP)
- (**) Term: **15 Years**
- (21) Appl. No.: **29/646,038**
- (22) Filed: **May 1, 2018**

Related U.S. Application Data

- (62) Division of application No. 29/595,220, filed on Feb. 27, 2017, now Pat. No. Des. 819,642.

(30) **Foreign Application Priority Data**

Aug. 30, 2016	(JP)	2016-018391
Aug. 30, 2016	(JP)	2016-018392
Aug. 30, 2016	(JP)	2016-018393
Aug. 30, 2016	(JP)	2016-018394
Aug. 30, 2016	(JP)	2016-018395
Aug. 30, 2016	(JP)	2016-018396
Aug. 30, 2016	(JP)	2016-018397
Aug. 30, 2016	(JP)	2016-018398
Aug. 30, 2016	(JP)	2016-018399
Aug. 30, 2016	(JP)	2016-018400

(Continued)

- (51) **LOC (12) Cl.** **21-02**

- (52) **U.S. Cl.**
USPC **D21/333**

- (58) **Field of Classification Search**

USPC D21/324, 328, 329, 332, 333, 399-402, D21/477, 566, 694; D14/218, 400, 401, D14/412, 414, 416, 432, 454, 496; 273/148 B, 449, 441, 442; 463/1, 29-35, 463/46, 47; 345/156, 161; 434/46

(Continued)

(56) **References Cited**

U.S. PATENT DOCUMENTS

- 5,207,426 A * 5/1993 Inoue A63F 13/06 345/184
 - D338,242 S * 8/1993 Cordell D14/401
- (Continued)

OTHER PUBLICATIONS

“Nintendo controller demo”, posted Jan. 12, 2017 [online], [retrieved Mar. 13, 2019]. Retrieved from internet, https://www.youtube.com/watch?v=n7FBy_f6mTk.*

(Continued)

Primary Examiner — Sandra S Snapp

Assistant Examiner — Mehri F Bajoul

(74) *Attorney, Agent, or Firm* — Nixon & Vanderhye PC

(57) **CLAIM**

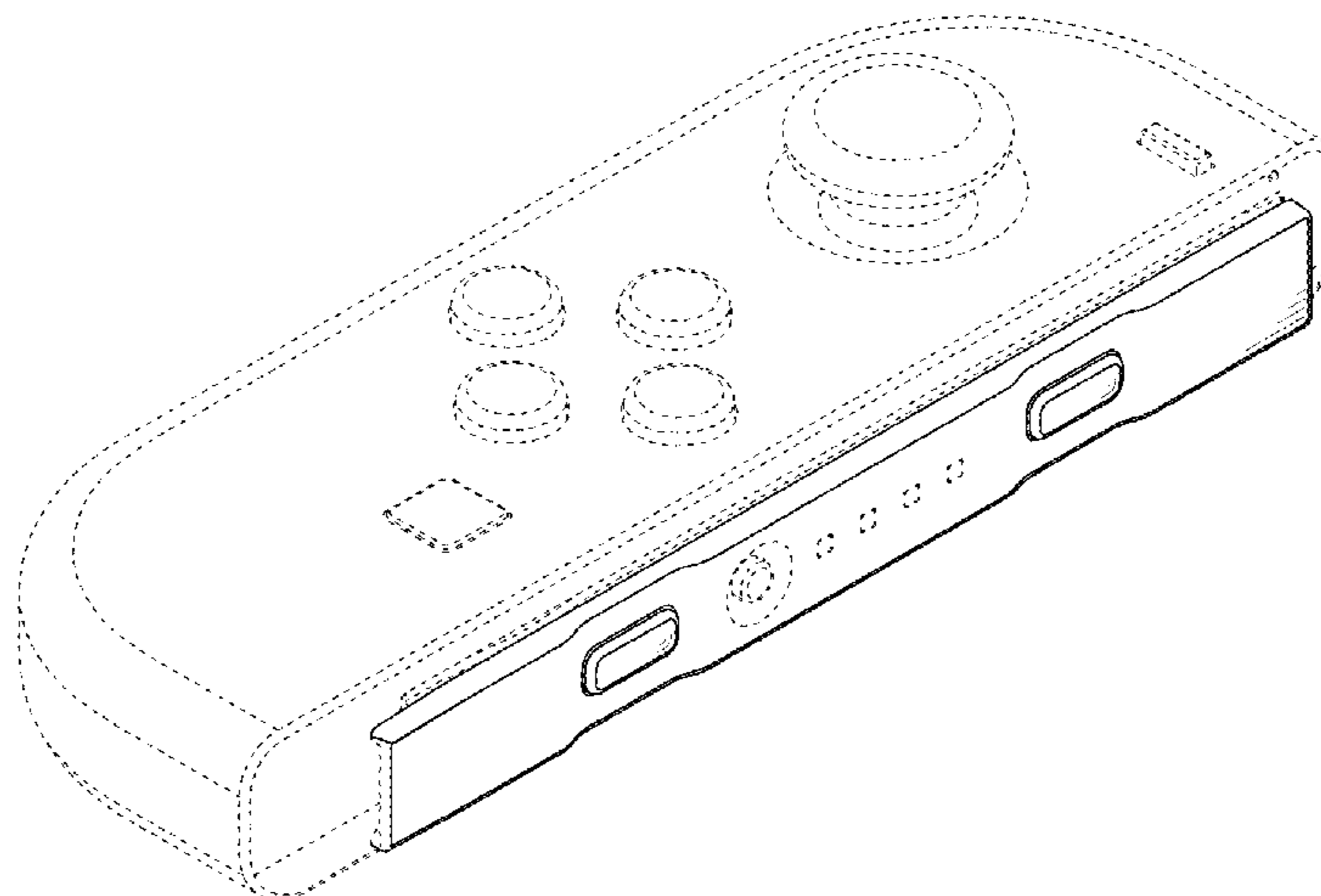
The ornamental design for a controller for computer, as shown and described.

DESCRIPTION

FIG. 1 is a front side perspective view of a controller for computer showing our new design;
 FIG. 2 is a back side perspective view thereof;
 FIG. 3 is a front view thereof;
 FIG. 4 is a back view thereof;
 FIG. 5 is a top view thereof;
 FIG. 6 is a bottom view thereof;
 FIG. 7 is a right view thereof; and,
 FIG. 8 is a left view thereof.

The broken lines shown in the drawings depict portions of the controller for computer that form no part of the claimed design.

1 Claim, 8 Drawing Sheets



(30) Foreign Application Priority Data

Aug. 31, 2016 (JP) 2016-018644
 Oct. 19, 2016 (JP) 2016-022699

(58) Field of Classification Search

CPC .. A63F 13/00; A63F 13/02; A63F 9/00; A63F
 13/98; A63F 13/24; A63F 9/0291; A63F
 9/02; A63F 9/24; A63F 2300/00; A63F
 2300/1031; G09G 9/00

See application file for complete search history.

(56) References Cited

U.S. PATENT DOCUMENTS

D350,782 S * 9/1994 Barr D14/401
 D354,316 S * 1/1995 Hiraoka D14/401
 D355,450 S * 2/1995 Ho D14/401
 D360,235 S 7/1995 Emrys-Roberts
 D360,436 S * 7/1995 Chan D14/401
 D362,030 S * 9/1995 Chan D14/401
 5,643,087 A 7/1997 Marcus
 5,645,277 A 7/1997 Cheng
 5,769,719 A 6/1998 Hsu
 5,785,317 A 7/1998 Sasaki
 D487,466 S * 3/2004 Yokota D14/400
 6,956,559 B2 * 10/2005 Hagiwara A63F 13/06
 345/156
 D529,493 S * 10/2006 Ogasawara D14/356
 D558,759 S * 1/2008 Tanaka D14/341
 D568,883 S * 5/2008 Ashida D14/400
 D570,349 S * 6/2008 Ashida D14/400
 D614,705 S * 4/2010 Biheller D14/400
 D620,939 S * 8/2010 Suetake D14/401
 D656,554 S * 3/2012 Mar D21/324
 D664,601 S * 7/2012 Sogabe D14/356
 D681,127 S * 4/2013 Ashida D21/328
 D691,663 S * 10/2013 Ashida D21/332
 D692,001 S * 10/2013 Ibuki D14/401
 D697,140 S 1/2014 Baum
 D702,771 S 4/2014 Mar
 D709,882 S * 7/2014 Morris D14/401
 D715,362 S * 10/2014 He D14/401

D719,614 S 12/2014 Baum
 D723,625 S * 3/2015 Wikel D21/333
 D740,369 S 10/2015 Cho
 D745,607 S * 12/2015 Jones D14/401
 D768,785 S * 10/2016 Kim D21/333
 D769,374 S 10/2016 Won
 D772,988 S * 11/2016 Kujawski D14/401
 D783,722 S * 4/2017 Peng D14/400
 D819,641 S * 6/2018 Tsuchiya D14/401
 D819,642 S * 6/2018 Ehara D14/401
 D846,527 S * 4/2019 Lamb D14/217
 D846,530 S * 4/2019 Pellattiero D14/218
 D847,815 S * 5/2019 Pang D14/401
 D848,424 S * 5/2019 Kujawski D14/401
 D849,145 S * 5/2019 Kuoch D21/333
 D850,413 S * 6/2019 Tu D14/218
 D851,631 S * 6/2019 Einaudi D14/218
 D853,384 S * 7/2019 Fulghum D14/401
 D854,619 S * 7/2019 Konishi D21/333

OTHER PUBLICATIONS

“New game controllers for the Switch console”, posted Jan. 13, 2017 [online], [retrieved Mar. 13, 2019]. Retrieved from internet, <https://www.businessinsider.com/nintendo-switch-joy-con-controllers-innovations-photos-2017-1>.*

“Nintendo Switch Joycon Teardown”, posted Mar. 3, 2017 [online], [retrieved Mar. 13, 2019]. Retrieved from internet, https://www.youtube.com/watch?v=m63sRY_1eOw.*

“Was kann der Nintendo Switch Pro Controller”, posted Mar. 7, 2017 [online], [retrieved Mar. 13, 2019]. Retrieved from internet, https://www.youtube.com/watch?v=jy2qL7_xgBA.*

U.S. Appl. No. 29/595,220, filed Feb. 27, 2017, Ehara et al.
 U.S. Appl. No. 29/636,375, filed Feb. 8, 2018, Ehara et al.
 U.S. Appl. No. 29/641,433, filed Mar. 22, 2018, Ehara et al.
 U.S. Appl. No. 29/646,010, filed May 1, 2018, Ehara et al.
 U.S. Appl. No. 29/646,013, filed May 1, 2018, Ehara et al.
 U.S. Appl. No. 29/646,019, filed May 1, 2018, Ehara et al.
 U.S. Appl. No. 29/646,022, filed May 1, 2018, Ehara et al.
 U.S. Appl. No. 29/646,026, filed May 1, 2018, Ehara et al.
 U.S. Appl. No. 29/646,035, filed May 1, 2018, Ehara et al.

* cited by examiner

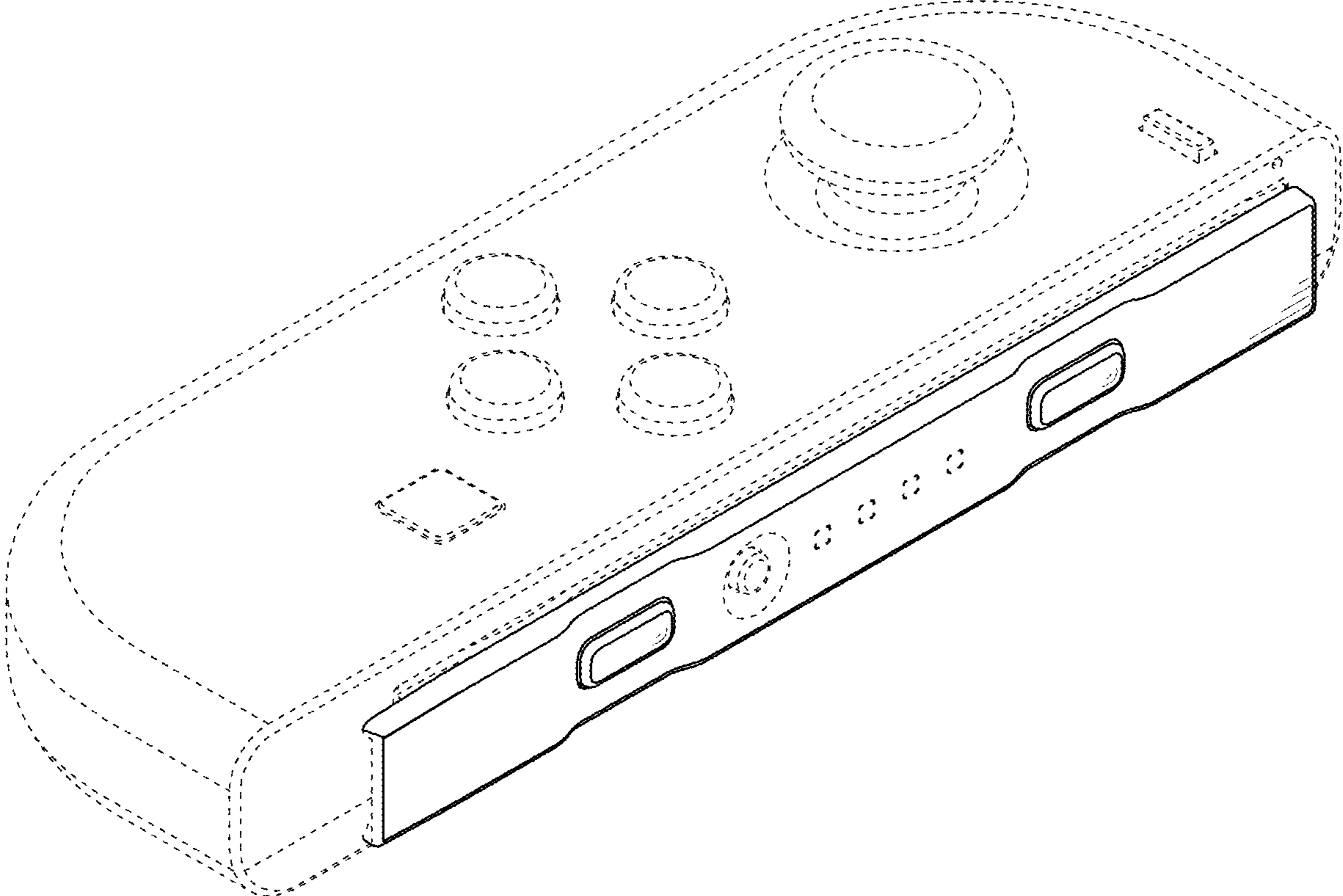


FIG. 1

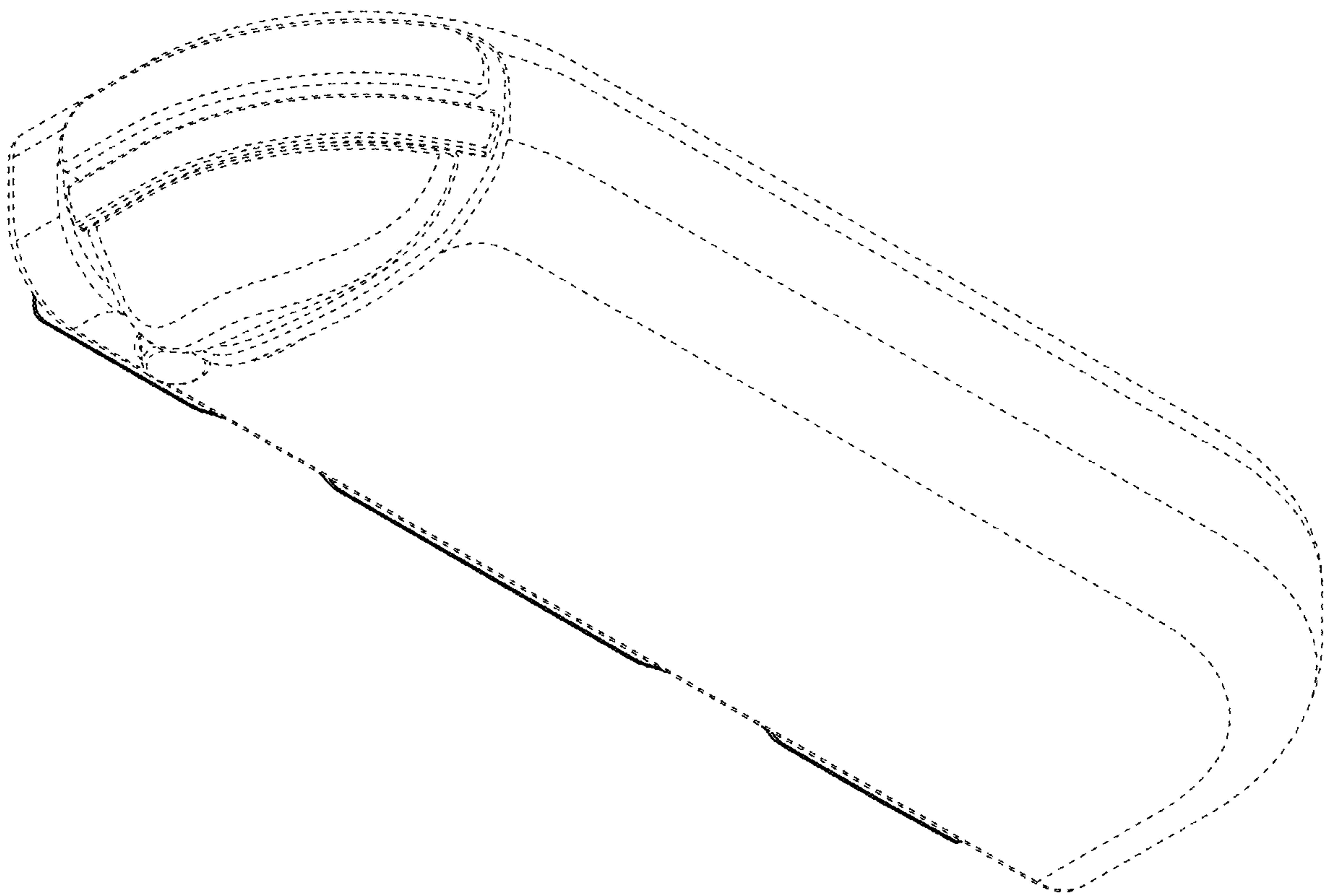


FIG. 2

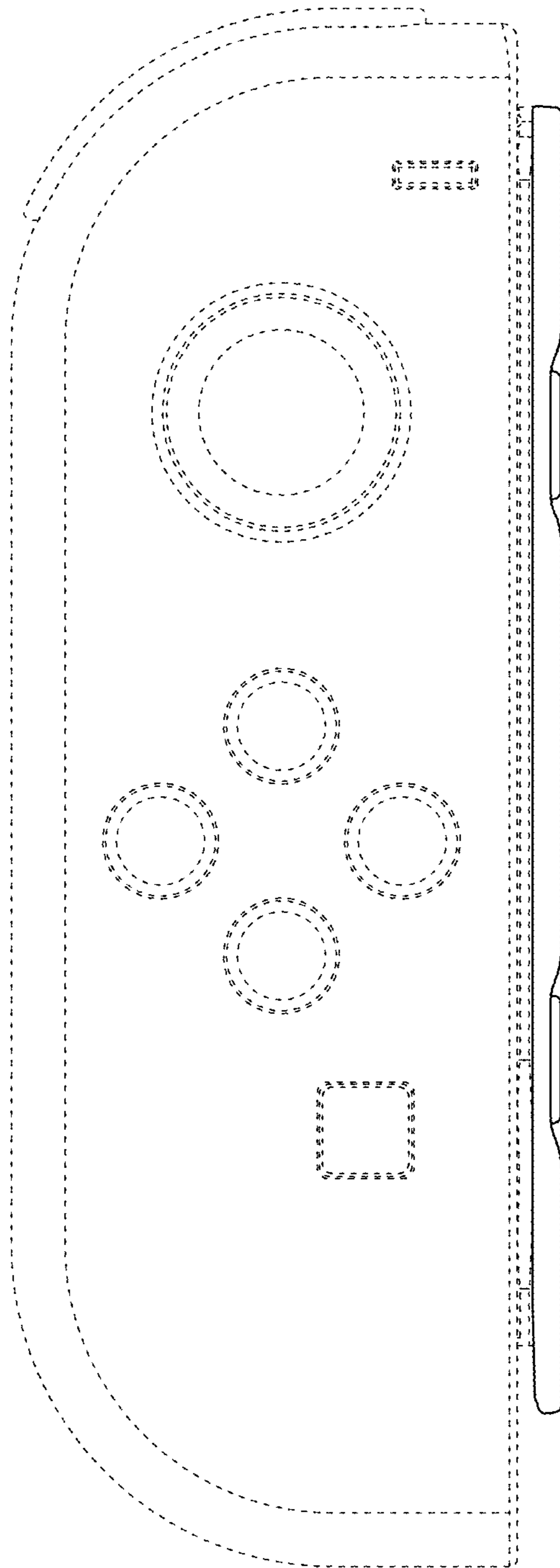


FIG. 3




FIG. 4

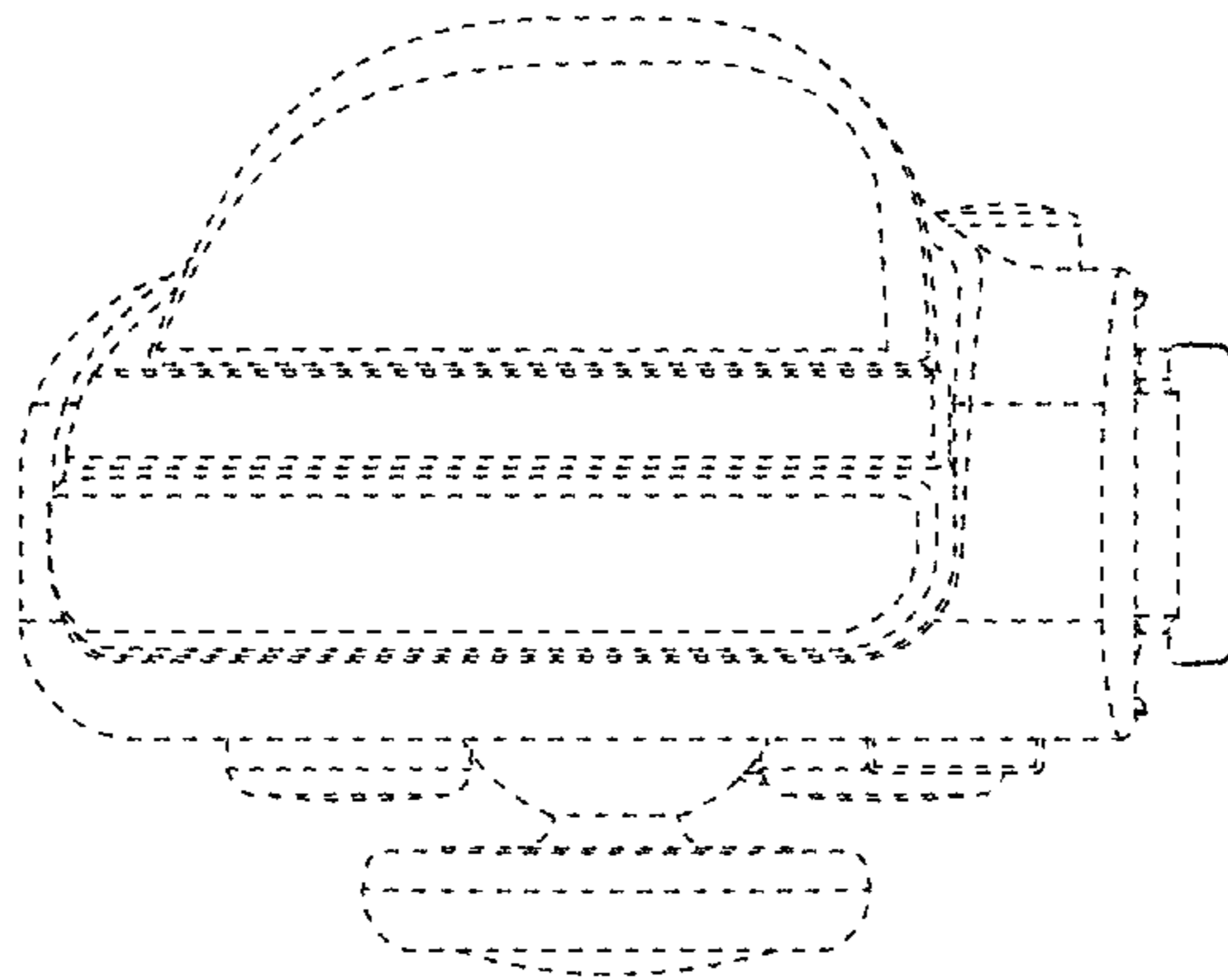


FIG. 5

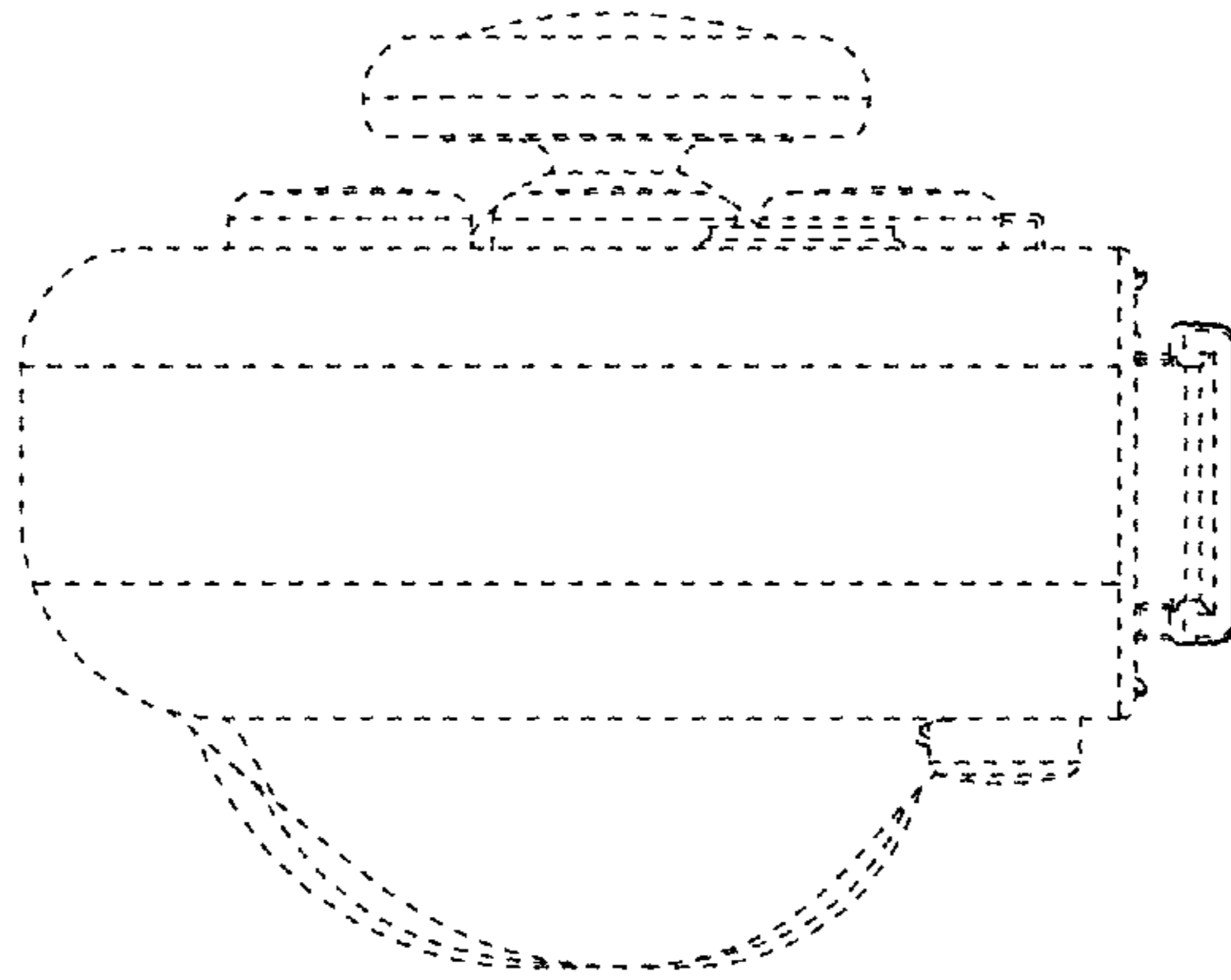


FIG. 6

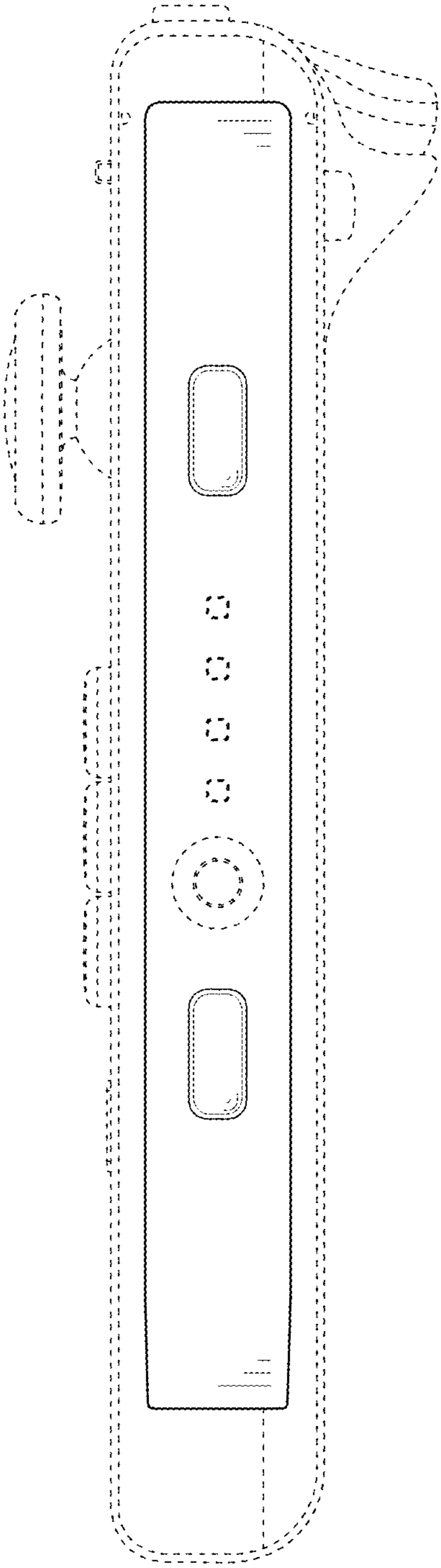


FIG. 7

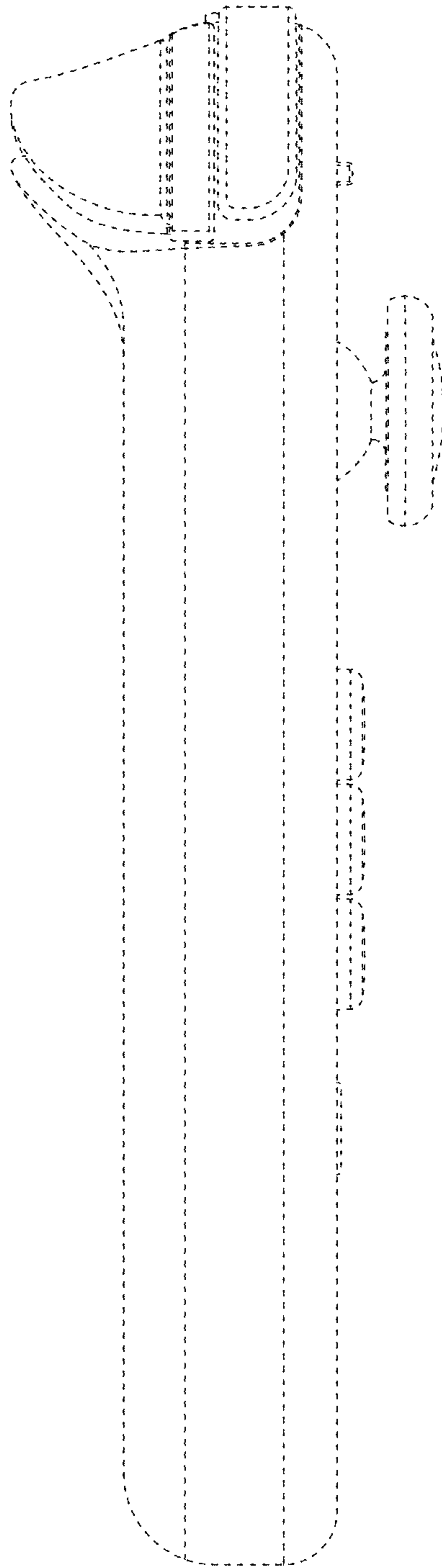


FIG. 8