



US00D882687S

(12) **United States Design Patent**
Wang

(10) **Patent No.:** **US D882,687 S**

(45) **Date of Patent:** **** Apr. 28, 2020**

(54) **VENDING MACHINE**
(71) Applicant: **YOPOINT SMART RETAIL TECHNOLOGY LTD**, Shenzhen (CN)
(72) Inventor: **Anyong Wang**, Shenzhen (CN)
(73) Assignee: **YOPOINT SMART RETAIL TECHNOLOGY LTD**, Shenzhen (CN)

D747,367 S * 1/2016 Stolarz D15/81
D762,741 S * 8/2016 Galiatsis D15/81
D799,566 S * 10/2017 Broen D15/89
D820,911 S * 6/2018 Larson D20/1
D820,912 S * 6/2018 Larson D20/1
10,126,849 B2 * 11/2018 Lee G09F 9/35
D844,033 S * 3/2019 Lim D15/79
10,354,475 B2 * 7/2019 Longman G07F 11/10

(**) Term: **15 Years**
(21) Appl. No.: **29/670,945**
(22) Filed: **Nov. 21, 2018**

(30) **Foreign Application Priority Data**
May 31, 2018 (CN) 2018 3 0268236
(51) **LOC (12) Cl.** **20-01**
(52) **U.S. Cl.**
USPC **D20/1**
(58) **Field of Classification Search**
USPC D20/1-9; D15/79, 81, 89; D99/28
CPC G06Q 20/18; G07F 7/00; G07F 7/025;
G07F 7/08; G07F 7/12; G07F 11/00;
G07F 11/02; G07F 11/62; G07F 11/165;
G07F 7/069; G07F 17/00; G07F 17/40
See application file for complete search history.

(56) **References Cited**
U.S. PATENT DOCUMENTS
D481,740 S * 11/2003 Li D15/81
D630,230 S * 1/2011 Yang D15/81
D693,379 S * 11/2013 Brenneis D15/81
D728,026 S * 4/2015 Broen D20/1
D736,272 S * 8/2015 Stolarz D15/81

OTHER PUBLICATIONS

Pencilnews, posted at Sohu.com, posted on Sep. 25, 2017, site visited on Aug. 29, 2019. online, available from internet: http://www.sohu.com/a/194338484_649045 (Year: 2017).*

* cited by examiner


Primary Examiner — Mary Ann Calabrese
Assistant Examiner — Catherine Ho
(74) *Attorney, Agent, or Firm* — Bayramoglu Law Offices LLC

(57) **CLAIM**
The ornamental design for a vending machine, as shown and described.

DESCRIPTION

FIG. 1 is a front view of a vending machine showing my new design;
FIG. 2 is a rear view thereof;
FIG. 3 is a right side view thereof;
FIG. 4 is a left side view thereof;
FIG. 5 is a top view thereof; and,
FIG. 6 is a bottom view thereof.
All broken line portions of the figure drawings are included to show portions of the article that form no part of the claimed design.

1 Claim, 6 Drawing Sheets






FIG. 1




FIG. 2




FIG. 3




FIG. 4

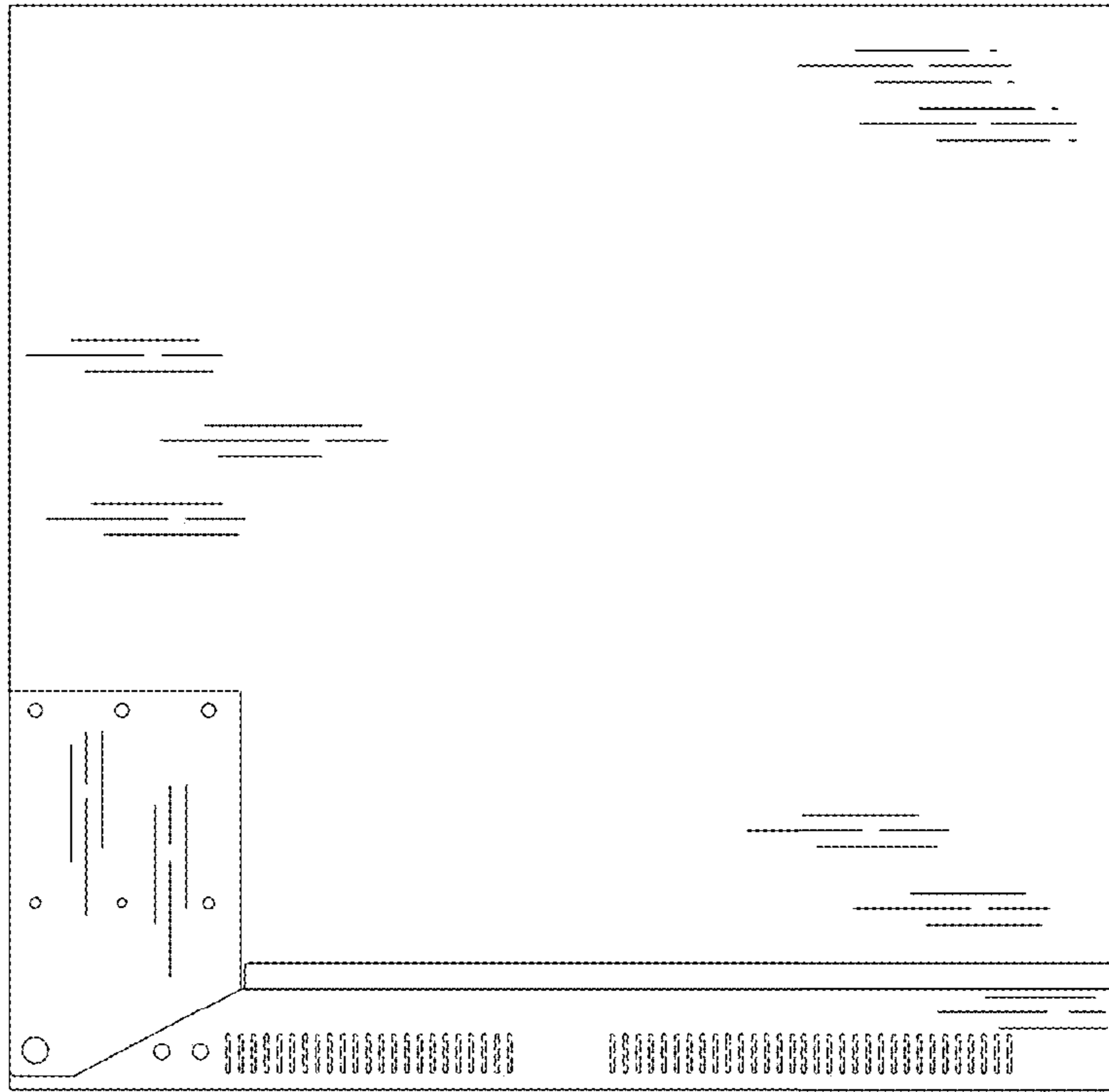


FIG.5

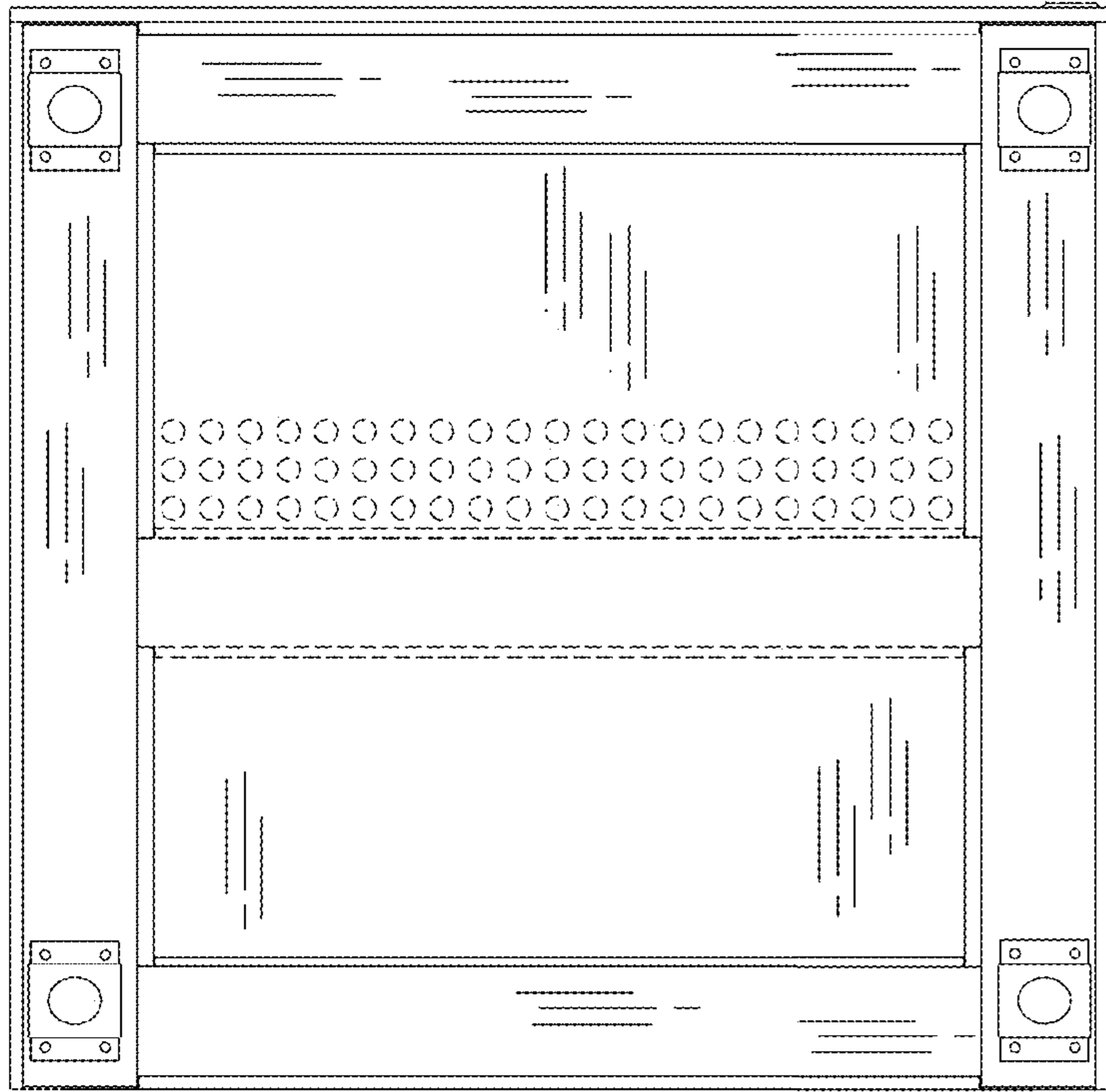


FIG. 6