



US00D882684S

(12) **United States Design Patent**
King et al.

(10) **Patent No.:** **US D882,684 S**

(45) **Date of Patent:** **** *Apr. 28, 2020**

(54) **WRITING INSTRUMENT**

(71) Applicant: **Staples Brands, Inc.**, Framingham, MA (US)

(72) Inventors: **Albert King**, Everett, MA (US); **Rory McGarry**, Jamaica Plain, MA (US); **Richard Watson**, Norwell, MA (US)

(73) Assignee: **Staples Brands, Inc.**, Framingham, MA (US)

(*) Notice: This patent is subject to a terminal disclaimer.

(**) Term: **15 Years**

(21) Appl. No.: **29/641,350**

(22) Filed: **Mar. 21, 2018**

(51) **LOC (12) Cl.** **19-06**

(52) **U.S. Cl.**
USPC **D19/164**; D19/926

(58) **Field of Classification Search**
USPC D19/115-204; D14/411
CPC . B43K 5/005; B43K 7/12; B43K 8/04; B43K 8/06; B43K 19/00; B43K 19/02; B43K 19/14; B43K 21/006; B43K 21/06
See application file for complete search history.

(56) **References Cited**

U.S. PATENT DOCUMENTS

D196,993 S *	11/1963	Green	D19/190
D207,190 S *	3/1967	Darst	D19/173
D247,246 S *	2/1978	Verona	D19/169
D271,212 S *	11/1983	Itoh	D19/165
D313,245 S *	12/1990	Iwase	D19/169
D478,350 S *	8/2003	Furlong	D19/164
D540,864 S *	4/2007	Kato	D19/166
D545,366 S *	6/2007	Ternovits	D19/169
D551,709 S *	9/2007	Pellissa Beneyto	D19/172
D568,932 S *	5/2008	Qiu	D19/166

D601,627 S *	10/2009	Liu	D19/169
D602,086 S *	10/2009	Liu	D19/169
D605,695 S *	12/2009	Leibeck	D19/169
D611,096 S *	3/2010	Liu	D19/169
D636,022 S *	4/2011	Kim	D19/168
D648,385 S *	11/2011	Guo	D19/166
D669,935 S *	10/2012	Iacchetti	D19/169
D688,304 S *	8/2013	Larson	D19/165
D691,196 S *	10/2013	Lv	D19/165
D729,874 S *	5/2015	Larson	D19/169
D754,661 S *	4/2016	Nishizawa	D14/411

(Continued)

Primary Examiner — Elizabeth A. Albert

(74) *Attorney, Agent, or Firm* — Sheridan Ross P.C.

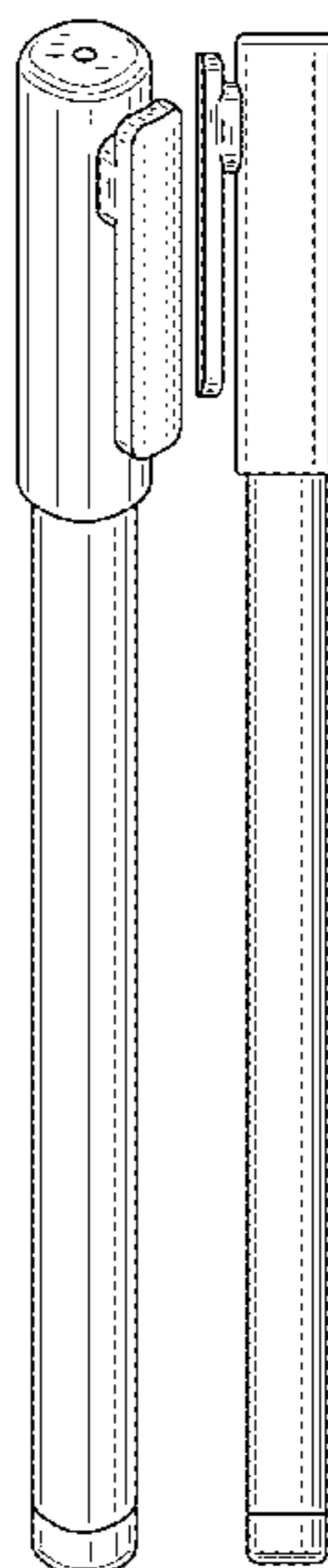
(57) **CLAIM**

The ornamental design for the writing instrument, as shown and described.

DESCRIPTION

FIG. 1 is a perspective view of a writing instrument; FIG. 2 is a front elevation view thereof; FIG. 3 is a right elevation view thereof, the left elevation view is a mirror image thereof; FIG. 4 is a rear elevation view thereof; FIG. 5 is a top plan view thereof; FIG. 6 is a bottom plan view thereof; FIG. 7 is a perspective view of a writing instrument according to another embodiment; FIG. 8 is a front elevation view of the writing instrument of FIG. 7; FIG. 9 is a right elevation view of the writing instrument of FIG. 7, the left elevation view of the writing instrument of FIG. 7 is a mirror image thereof; FIG. 10 is a rear elevation view of the writing instrument of FIG. 7; FIG. 11 is a top plan view of the writing instrument of FIG. 7; and, FIG. 12 is a bottom plan view of the writing instrument of FIG. 7.

1 Claim, 4 Drawing Sheets



(56)

References Cited

U.S. PATENT DOCUMENTS

D811,400	S	*	2/2018	Nishizawa	D14/411
D819,130	S	*	5/2018	Van Den Broecke	D19/169
D825,661	S	*	8/2018	Zavada	D19/164
D825,662	S	*	8/2018	Van Den Broecke	D19/169
D845,301	S	*	4/2019	Chu	D14/411
D856,423	S	*	8/2019	Lin	D19/169

* cited by examiner

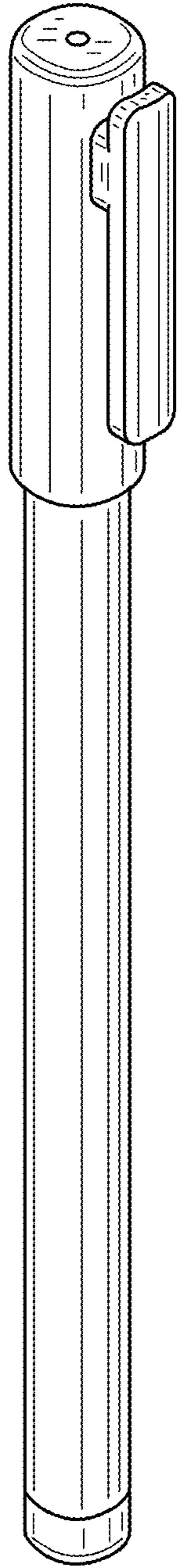


FIG. 1

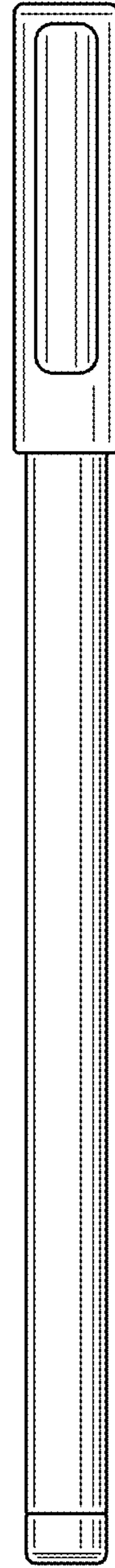


FIG. 2




FIG.3

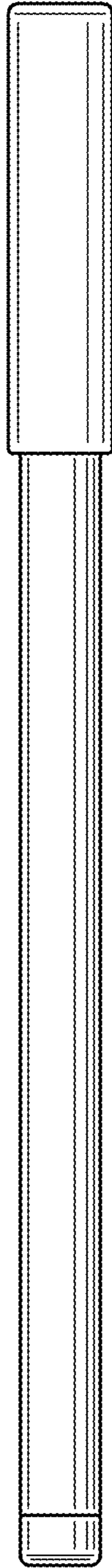


FIG.4

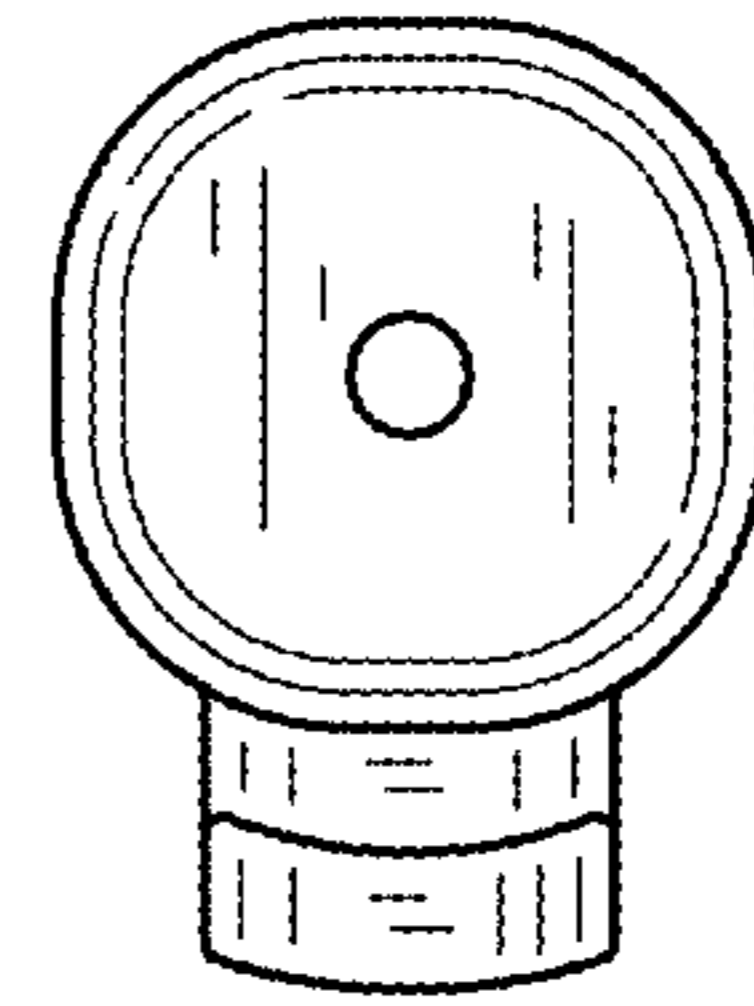


FIG.5

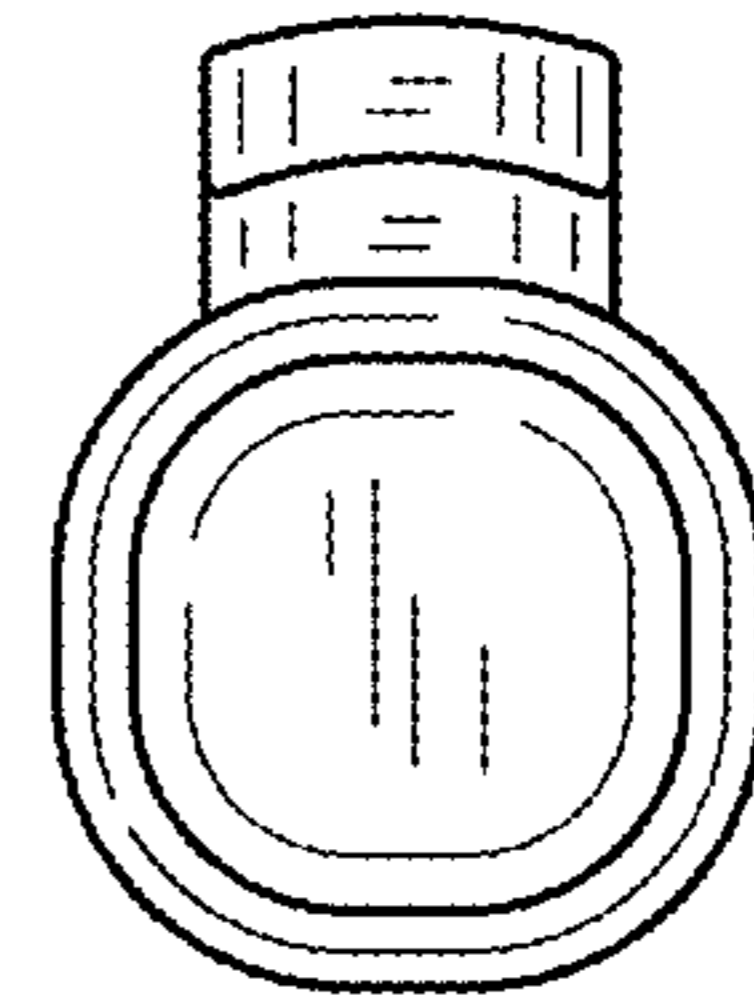


FIG.6

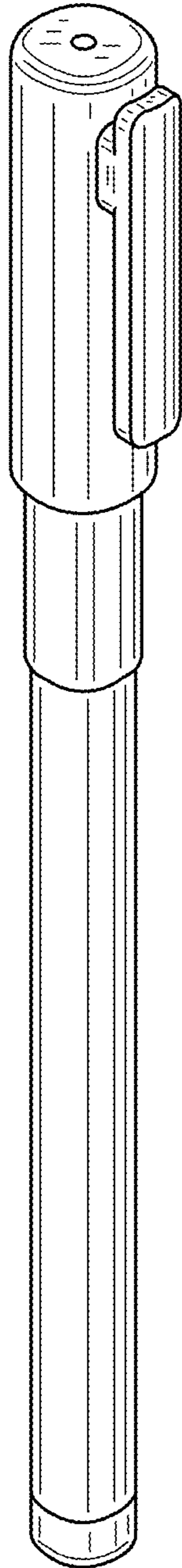


FIG. 7

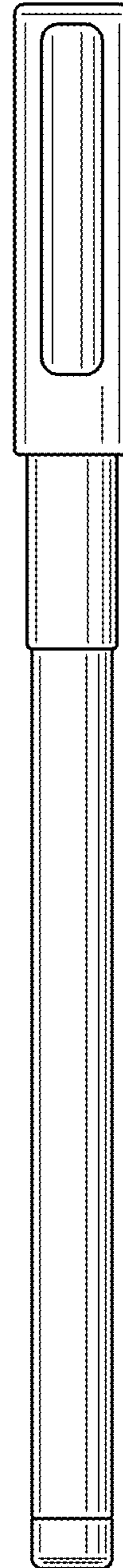


FIG. 8

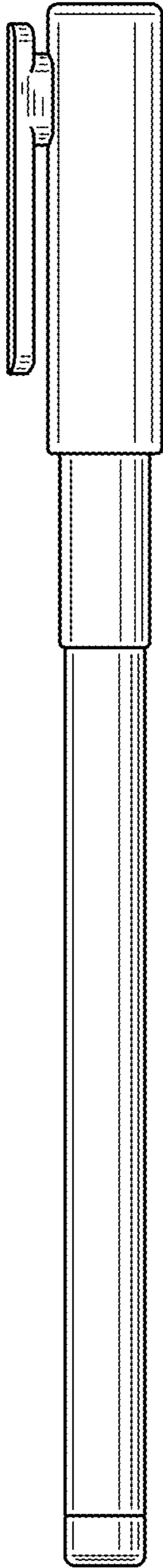


FIG. 9

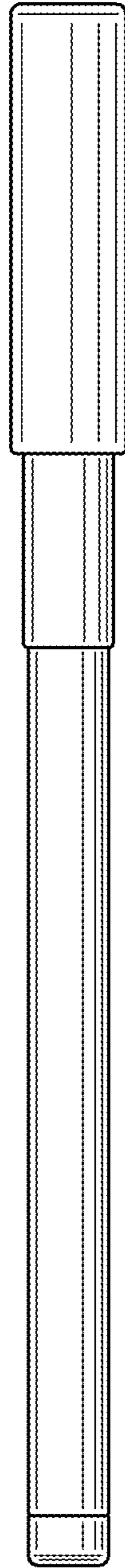


FIG. 10

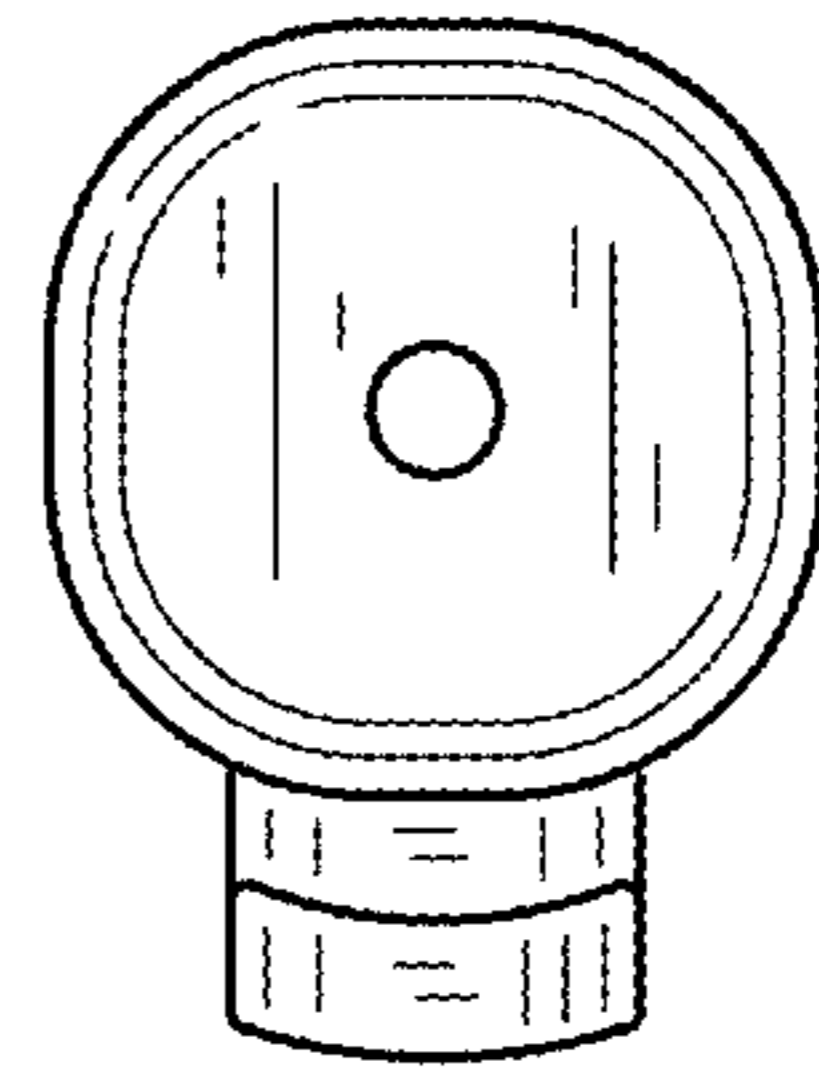


FIG. 11

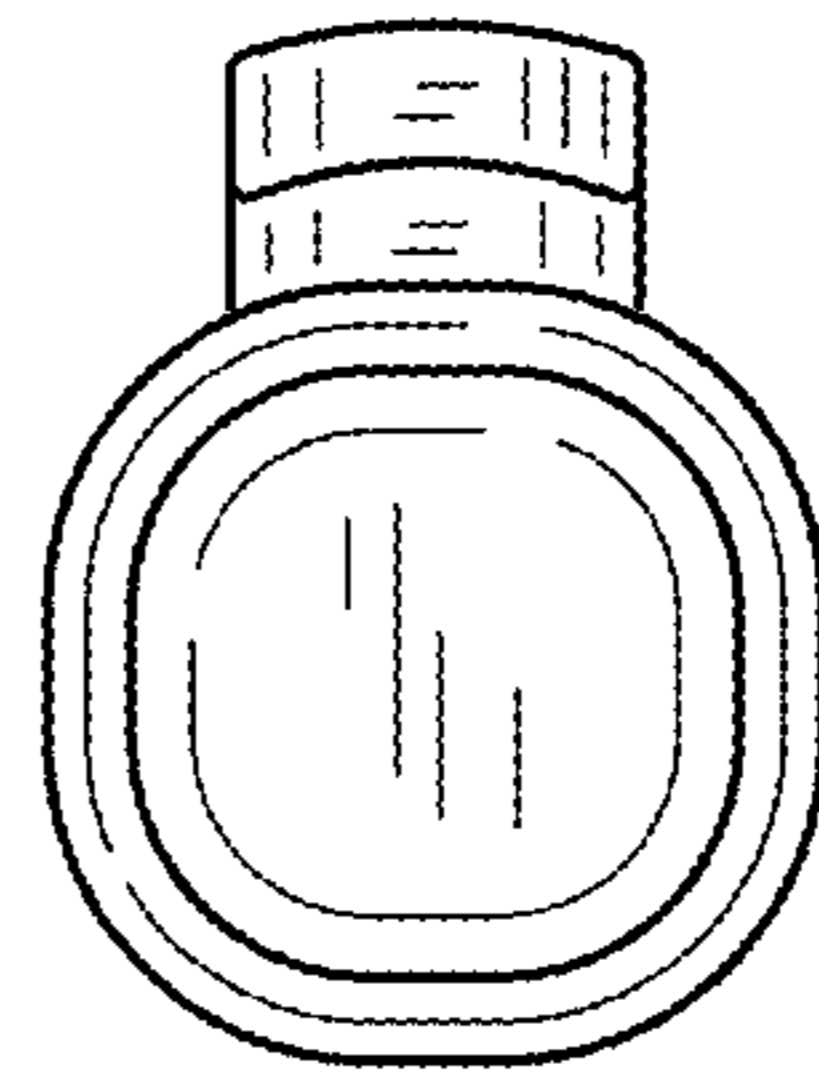


FIG. 12