



US00D882675S

(12) **United States Design Patent**
Powers

(10) **Patent No.:** **US D882,675 S**
(45) **Date of Patent:** **** Apr. 28, 2020**

(54) **GUITAR BRIDGE**

(71) Applicant: **TAYLOR-LISTUG, INC.**, El Cajon,
CA (US)

(72) Inventor: **Andrew Taylor Powers**, Carlsbad, CA
(US)

(73) Assignee: **TAYLOR-LISTUG, INC.**, El Cajon,
CA (US)

(**) Term: **15 Years**

(21) Appl. No.: **29/659,084**

(22) Filed: **Aug. 6, 2018**

(51) **LOC (12) Cl.** **17-03**

(52) **U.S. Cl.**
USPC **D17/21**

(58) **Field of Classification Search**
USPC D17/14, 18, 19, 20, 21, 99; D21/405
CPC .. G10D 1/08; G10D 1/10; G10D 3/00; G10D
3/04; G10D 3/16; G10D 3/163; G10D
3/18; G10G 5/005; G10H 1/348; G09B
15/00
See application file for complete search history.

(56) **References Cited**

U.S. PATENT DOCUMENTS

D400,564 S * 11/1998 Ferguson D17/21
D412,012 S * 7/1999 Park 84/307

D502,206 S * 2/2005 Park D17/21
D508,517 S * 8/2005 Park D17/21
8,381,377 B1 * 2/2013 Poliak G10D 3/12
28/298

FOREIGN PATENT DOCUMENTS

DE 3008391 A1 * 9/1981 H04R 1/46
JP 2000267668 A * 9/2000 G10D 3/04
WO WO-9218973 A1 * 10/1992 G10D 3/04

* cited by examiner

Primary Examiner — R. Johnson

(74) *Attorney, Agent, or Firm* — Patterson + Sheridan,
LLP


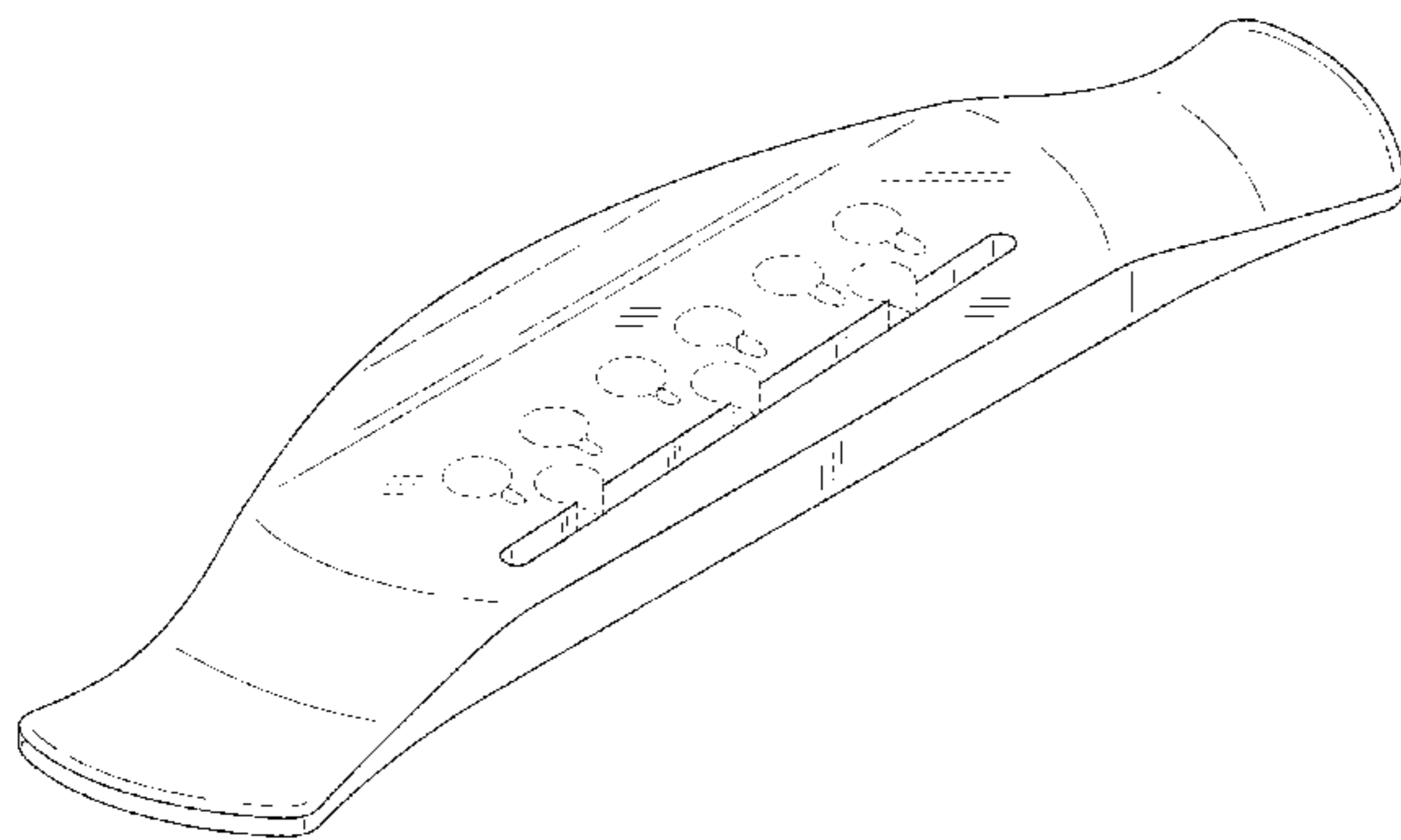
(57) **CLAIM**

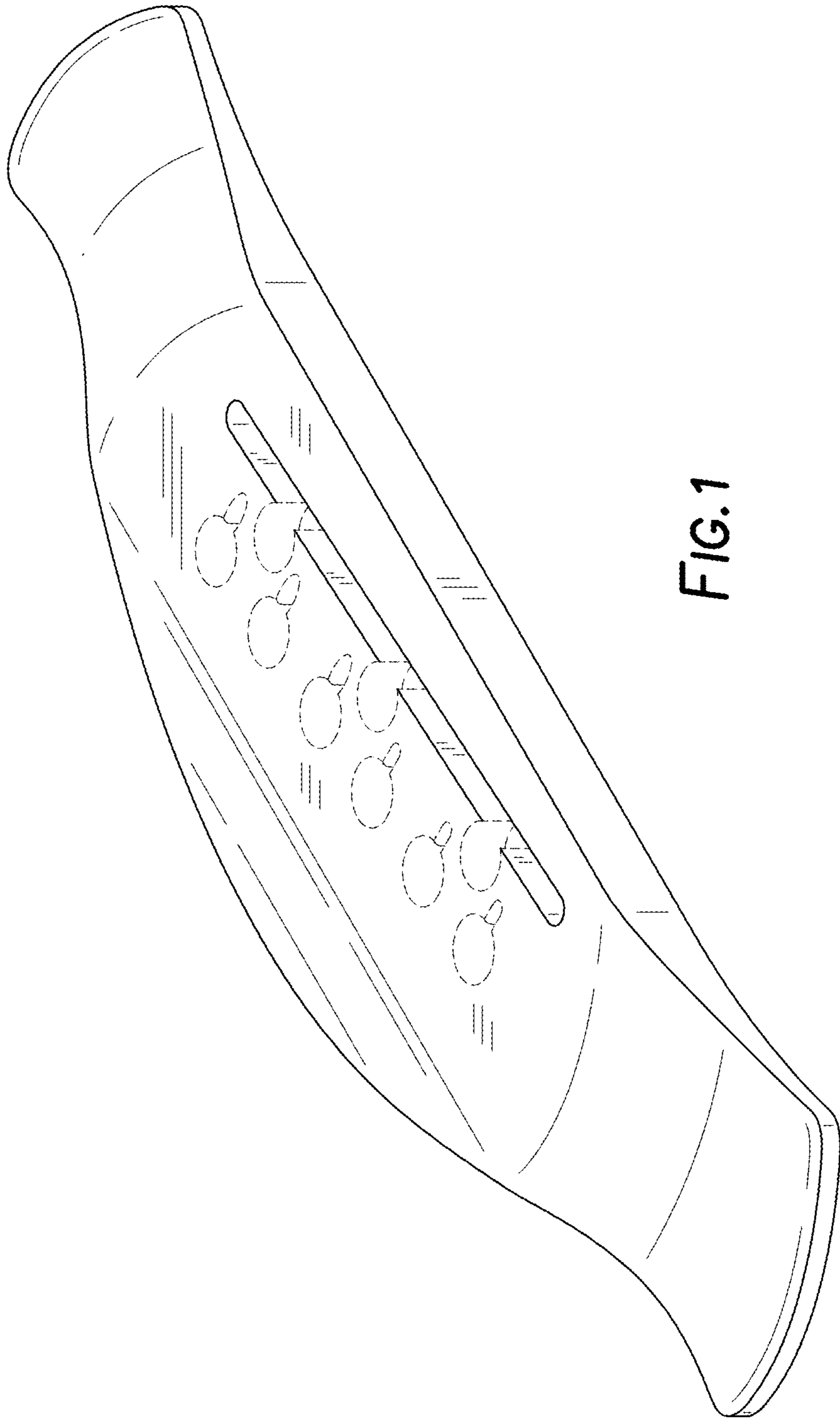
The ornamental design for a guitar bridge, as shown and
described.

DESCRIPTION

FIG. 1 is a top perspective view of a guitar bridge.
FIG. 2 is a bottom perspective view of the bridge.
FIG. 3 is a front view of the bridge.
FIG. 4 is a rear view of the bridge.
FIG. 5 is a top view of the bridge.
FIG. 6 is a bottom view of the bridge.
FIG. 7 is an end view of the bridge.
FIG. 8 is an opposite end view of the bridge; and,
FIG. 9 is a top view showing the bridge disposed on a guitar.
Throughout the views, the portions of the guitar bridge
illustrated in broken lines form no part of the claimed
design.

1 Claim, 7 Drawing Sheets





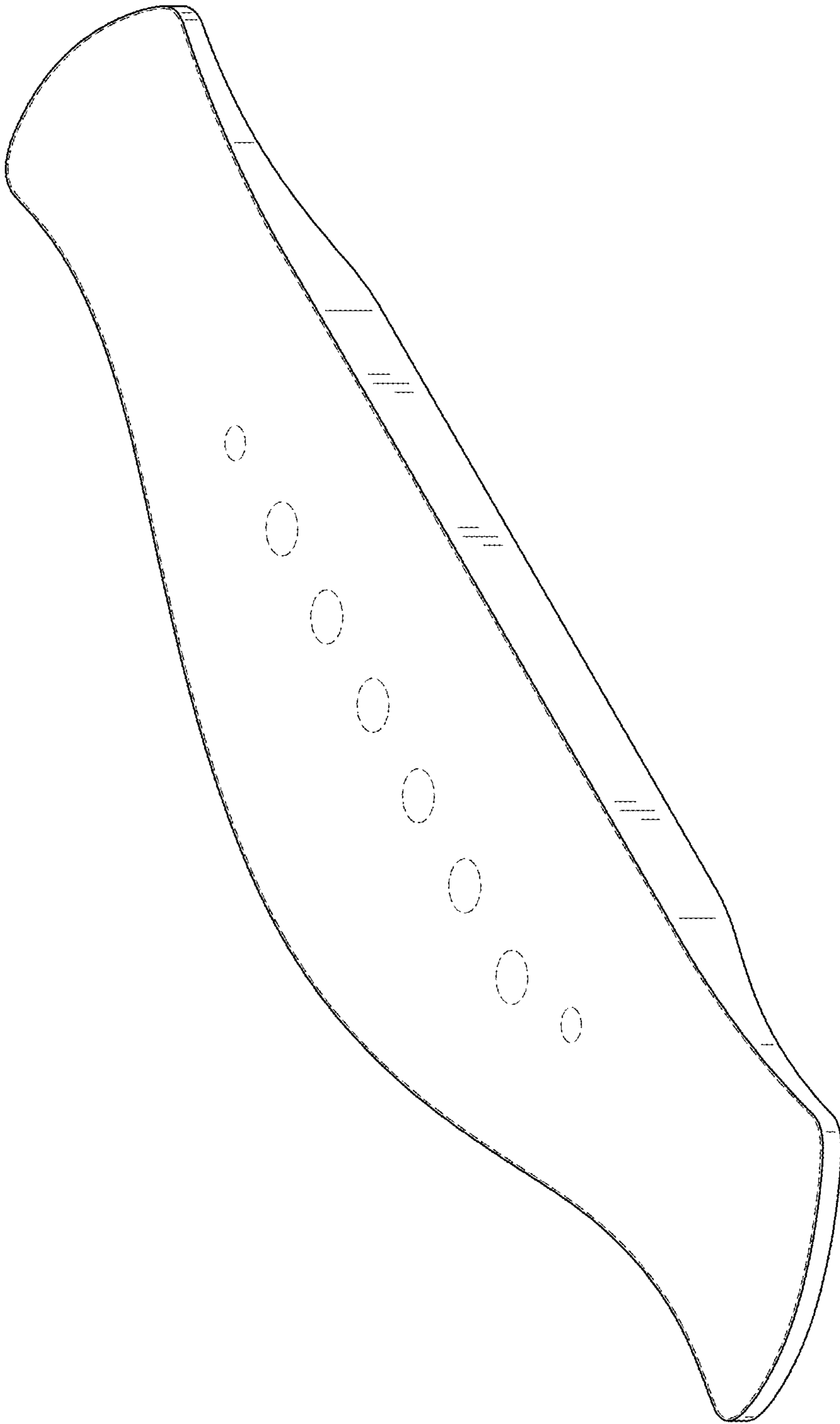


FIG.2




FIG. 3

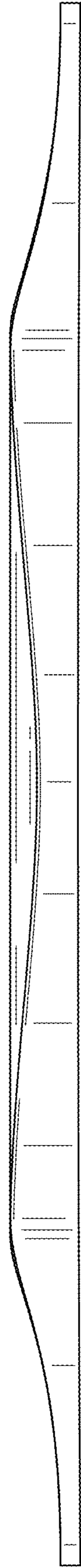


FIG. 4

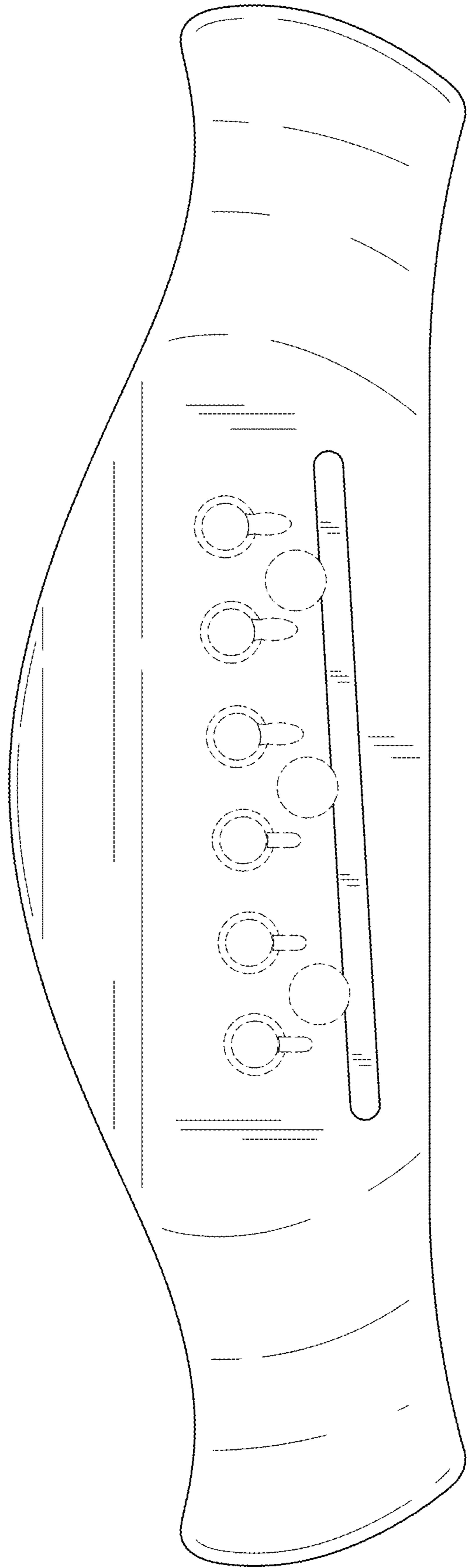


FIG.5

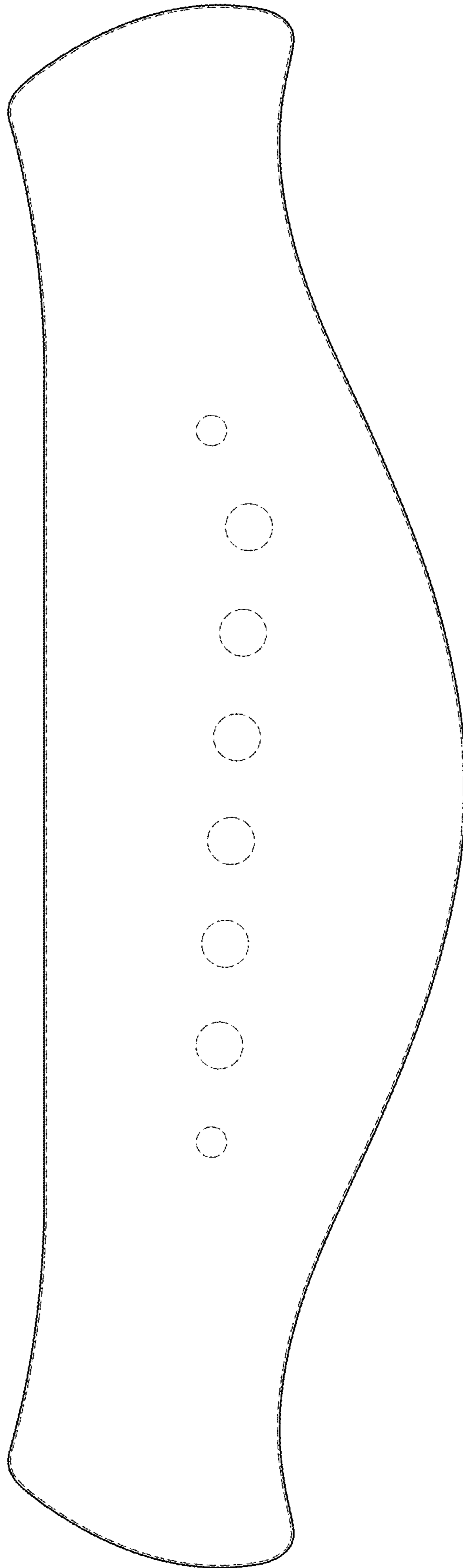


FIG.6

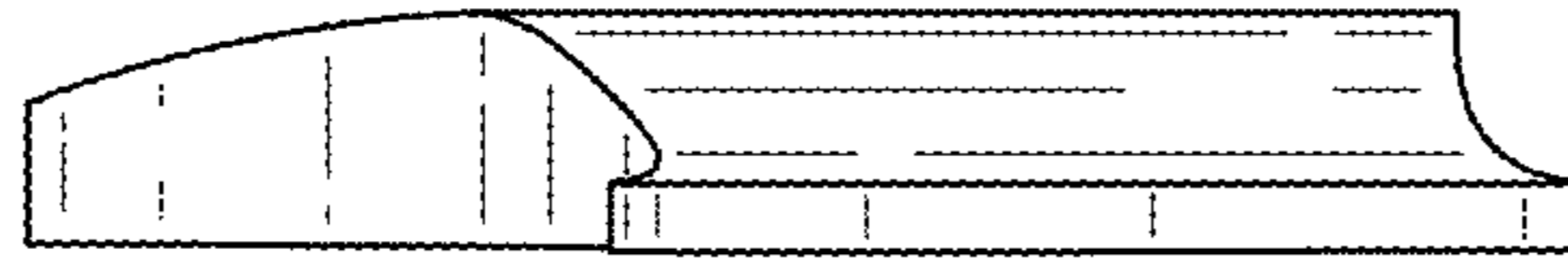


FIG. 7

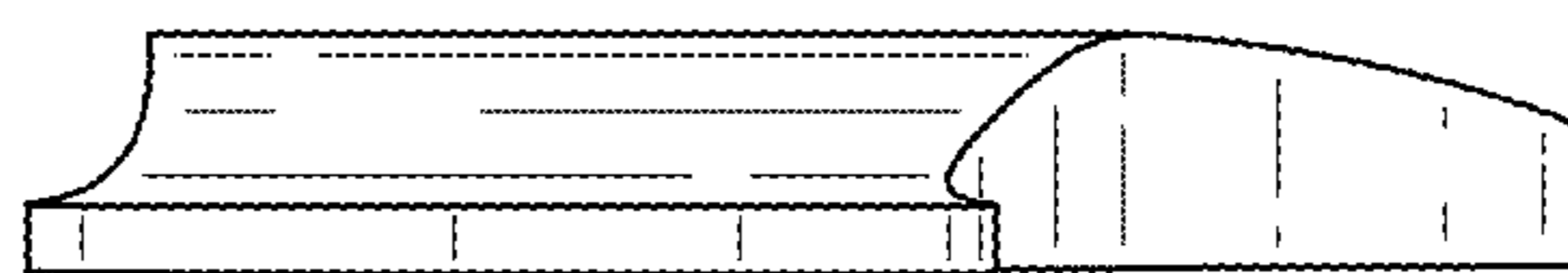


FIG. 8




FIG. 9