



US00D882645S

(12) **United States Design Patent**  
**Bjerke et al.**

(10) **Patent No.:** **US D882,645 S**

(45) **Date of Patent:** **\*\* Apr. 28, 2020**

(54) **BUCKET SHROUD**

(71) Applicant: **Caterpillar Inc.**, Deerfield, IL (US)

(72) Inventors: **Nathan Bjerke**, Peoria, IL (US);  
**Thomas Marshall Congdon**, Dunlap,  
IL (US); **Samuel August Buckholz**,  
Dunlap, IL (US)

(73) Assignee: **Caterpillar Inc.**, Peoria, IL (US)

(\*\*) Term: **15 Years**

(21) Appl. No.: **29/665,456**

(22) Filed: **Oct. 3, 2018**

(51) **LOC (12) Cl.** ..... **15-03**

(52) **U.S. Cl.**  
USPC ..... **D15/29**; D15/28

(58) **Field of Classification Search**  
USPC ..... D15/11, 28, 29; 37/456, 452, 450, 446,  
37/454, 449, 453, 455, 903; 403/379.5,  
403/DIG. 1; 111/152; 172/724, 730,  
172/766, 770, 771, 721, 713, 699, 772  
CPC ..... Y10T 29/49826; Y10T 403/589; Y10T  
403/7018; Y10T 403/7075; E02F 9/28;  
E02F 9/2825; E02F 9/2833; E02F 9/2866;  
E02F 9/2858; E02F 9/2808; E02F 9/2841  
See application file for complete search history.

(56) **References Cited**

U.S. PATENT DOCUMENTS

1,959,847 A	5/1934	Buskirk
2,256,488 A	9/1941	Murtaugh
3,079,710 A	3/1963	Larsen et al.
3,653,133 A	4/1972	Black et al.
3,664,044 A	5/1972	Hahn
D225,936 S	10/1973	Dahlberg et al.
D241,264 S	8/1976	Dahlberg et al.
D242,274 S	11/1976	Dahlberg et al.
D245,780 S	9/1977	Dahlberg et al.
4,047,312 A	9/1977	Stepe

D246,176 S	*	10/1977	Dahlberg	.....	D15/32
D251,431 S		3/1979	Klett et al.		
4,231,173 A		11/1980	Davis		
D284,010 S		5/1986	Voyce		
4,980,980 A		1/1991	Schadov et al.		

(Continued)

FOREIGN PATENT DOCUMENTS

AU	139678	7/1999
AU	143089	7/2000

(Continued)

OTHER PUBLICATIONS

U.S. Appl. No. 62/148,992, filed Apr. 17, 2015. (Unpublished).  
(Continued)

*Primary Examiner* — Mark A Goodwin  
(74) *Attorney, Agent, or Firm* — Saidman Design Law  
Group

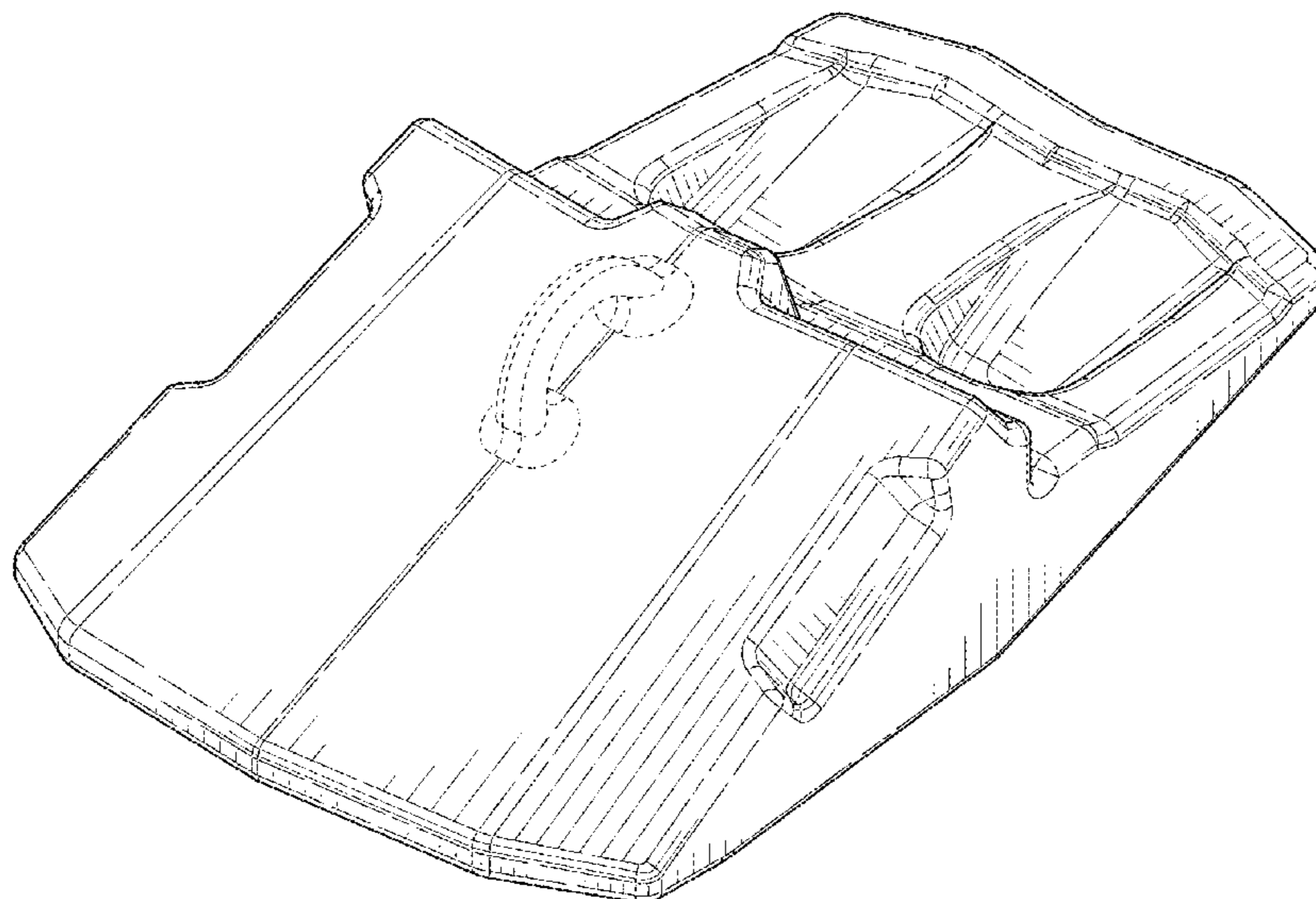
(57) **CLAIM**

The ornamental design for a bucket shroud, as shown and described.

**DESCRIPTION**

FIG. 1 is a front perspective view of a bucket shroud showing our new design;  
FIG. 2 is a bottom perspective view thereof;  
FIG. 3 is a front view thereof;  
FIG. 4 is a rear view thereof;  
FIG. 5 is a left side view thereof;  
FIG. 6 is a right side view thereof;  
FIG. 7 is a top view thereof; and,  
FIG. 8 is a bottom view thereof.  
The broken lines illustrate structure or features which form no part of the claimed design.  
The drawings include surface shading which represents contour and not surface ornamentation.

**1 Claim, 6 Drawing Sheets**



(56)

References Cited

U.S. PATENT DOCUMENTS

5,016,365 A 5/1991 Robinson  
 5,088,214 A 2/1992 Jones  
 D329,243 S 9/1992 Robinson  
 5,172,501 A \* 12/1992 Pippins ..... E02F 9/2825  
 37/453  
 D336,476 S 6/1993 Garman  
 D365,109 S 12/1995 Robinson et al.  
 D365,577 S 12/1995 Ruvang  
 5,515,625 A 5/1996 Keigley  
 5,553,409 A 9/1996 Irving  
 D378,006 S 2/1997 Clendenning  
 D381,484 S 7/1997 Clendenning  
 5,709,043 A 1/1998 Jones et al.  
 5,765,301 A 6/1998 Clendenning  
 D406,153 S 2/1999 Holzer et al.  
 D417,877 S 12/1999 Launder et al.  
 6,047,487 A 4/2000 Clendenning  
 6,230,424 B1 5/2001 Renski et al.  
 6,385,871 B1 5/2002 Quarfordt  
 D458,614 S \* 6/2002 Esterhuysen ..... D15/29  
 6,457,268 B1 10/2002 Perry et al.  
 6,457,269 B1 10/2002 Esterhuysen et al.  
 D478,599 S 8/2003 Zaayman et al.  
 6,735,891 B2 5/2004 Pallas Moreno et al.  
 6,745,503 B1 6/2004 Pallas Moreno et al.  
 6,952,892 B1 10/2005 Bierwith  
 6,990,760 B1 1/2006 Zaayman et al.  
 6,993,861 B2 2/2006 Carpenter et al.  
 D522,536 S \* 6/2006 Oh ..... D15/29  
 7,080,470 B2 7/2006 Jones  
 D537,846 S 3/2007 Block  
 D541,311 S \* 4/2007 Oh ..... D15/29  
 7,219,454 B2 5/2007 Maher  
 7,266,914 B2 9/2007 Grant  
 D554,157 S 10/2007 Renski  
 D554,159 S \* 10/2007 Boggs ..... D15/32  
 7,275,338 B2 10/2007 LaHood  
 D562,356 S \* 2/2008 Watanabe ..... D15/28  
 D567,825 S 4/2008 Clendenning et al.  
 D567,826 S 4/2008 Clendenning et al.  
 D567,827 S 4/2008 Clendenning et al.  
 7,367,144 B2 5/2008 Jones et al.  
 D576,644 S 9/2008 Clendenning et al.  
 7,451,558 B2 11/2008 Jones  
 D602,505 S 10/2009 Ruvang  
 D623,671 S 9/2010 Bolyard  
 7,793,444 B2 9/2010 Jones et al.  
 D624,943 S 10/2010 Gibbon  
 D631,490 S 1/2011 Drager et al.  
 D643,049 S 8/2011 Nickels et al.  
 8,024,874 B2 9/2011 McClanahan et al.  
 D656,522 S \* 3/2012 Elliott ..... D15/32  
 8,347,530 B2 1/2013 Clendenning et al.  
 D676,065 S \* 2/2013 Attwood ..... D15/28  
 D676,066 S \* 2/2013 Attwood ..... D15/28  
 D676,067 S \* 2/2013 Attwood ..... D15/28  
 D676,465 S \* 2/2013 Attwood ..... D15/28  
 D678,361 S 3/2013 Attwood et al.  
 8,572,870 B2 11/2013 Kudo et al.  
 D706,307 S 6/2014 Renski et al.  
 D706,312 S 6/2014 Renski et al.  
 D706,840 S 6/2014 Renski et al.  
 D707,264 S 6/2014 Renski et al.  
 8,925,220 B2 1/2015 Stangeland et al.  
 D727,367 S 4/2015 Renski et al.  
 D727,369 S 4/2015 Renski et al.  
 D728,635 S 5/2015 Kunz  
 D728,636 S 5/2015 Kunz  
 D728,637 S 5/2015 Kunz  
 D741,375 S 10/2015 Hooijmans  
 D741,918 S 10/2015 Hooijmans  
 D749,147 S 2/2016 Kunz  
 9,260,839 B2 2/2016 Kunz  
 D751,610 S 3/2016 Serrurier et al.  
 9,315,972 B2 4/2016 Anisy et al.

9,404,240 B2 8/2016 Kunz  
 D766,994 S 9/2016 Kunz  
 D767,647 S 9/2016 Kunz  
 D769,946 S 10/2016 Kunz  
 9,518,379 B2 12/2016 Kunz  
 D779,566 S 2/2017 Cronk  
 D788,182 S \* 5/2017 Serrurier ..... D15/28  
 9,644,348 B2 5/2017 Balan et al.  
 D790,601 S 6/2017 Balan et al.  
 D790,604 S 6/2017 Balan et al.  
 D797,162 S 9/2017 Kunz  
 D797,163 S 9/2017 Kunz  
 D801,397 S 10/2017 Balan et al.  
 D805,112 S 12/2017 Serrurier et al.  
 D805,562 S 12/2017 Serrurier et al.  
 D806,139 S 12/2017 Serrurier et al.  
 D806,140 S 12/2017 Serrurier et al.  
 D806,141 S 12/2017 Serrurier et al.  
 D806,142 S 12/2017 Serrurier et al.  
 D806,759 S 1/2018 Serrurier et al.  
 9,856,629 B1 1/2018 Kunz  
 D832,309 S 10/2018 Balan et al.  
 2003/0024139 A1 2/2003 Jones et al.  
 2004/0107608 A1 6/2004 Meyers et al.  
 2004/0216335 A1 11/2004 Jones  
 2006/0117613 A1 6/2006 Jones et al.  
 2008/0092413 A1 4/2008 McClanahan et al.  
 2009/0282711 A1 11/2009 Naher et al.  
 2012/0304508 A1 12/2012 Guimaraes et al.  
 2013/0008062 A1 1/2013 Guimaraes et al.  
 2013/0185964 A1 7/2013 Anisy et al.  
 2013/0318840 A1 12/2013 Ollinger, IV et al.  
 2014/0082976 A1 3/2014 Vicq et al.  
 2014/0082977 A1 3/2014 Pilon  
 2014/0173949 A1 6/2014 Karlsson et al.  
 2015/0211215 A1 7/2015 Dallard et al.  
 2015/0247306 A1 9/2015 Kunz  
 2016/0356024 A1 12/2016 Gandy et al.  
 2017/0073938 A1 3/2017 Bjerke et al.  
 2018/0363274 A1 12/2018 Kunz  
 2018/0363275 A1 12/2018 Kunz

FOREIGN PATENT DOCUMENTS

CL 199502068 10/1996  
 CL 199800391 11/1998  
 CL 199901193 10/1999  
 CL 199900223 11/1999  
 CL 199901457 12/1999  
 CL 199901583 6/2000  
 CL 200501785 7/2005  
 CL 200503115 9/2006  
 CL 200503116 9/2006  
 CL 200800173 8/2008  
 CL 200800174 8/2008  
 CL 200802524 1/2009  
 CL 200801735 5/2009  
 CL 200801764 7/2009  
 CL 200602263 8/2010  
 CL 201000618 11/2010  
 CL 201000739 12/2010  
 CL 201200732 3/2012  
 CL 201200733 3/2012  
 CL 201200291 11/2012  
 CL 201302335 8/2013  
 CL 201400896 8/2014  
 CL 201503078 4/2016  
 CL 201700123 5/2017  
 CL 201700124 5/2017  
 CL 201701496 3/2018  
 CL 201701497 3/2018  
 CL 201701498 3/2018  
 CL 201701499 3/2018  
 CL 201800157 7/2018

(56)

**References Cited**

FOREIGN PATENT DOCUMENTS

CL 201800175 8/2018  
WO WO 2007/016719 A1 2/2007

OTHER PUBLICATIONS

U.S. Appl. No. 62/149,077, filed Apr. 17, 2015. (Unpublished).  
U.S. Appl. No. 62/149,161, filed Apr. 17, 2015. (Unpublished).  
U.S. Appl. No. 62/149,229, filed Apr. 17, 2015. (Unpublished).  
U.S. Appl. No. 29/611,467, filed Jul. 21, 2017. (Unpublished).  
U.S. Appl. No. 29/621,761, filed Oct. 11, 2017. (Unpublished).  
U.S. Appl. No. 29/621,766, filed Oct. 11, 2017. (Unpublished).  
U.S. Appl. No. 29/665,446, filed Oct. 3, 2018. (Unpublished).  
U.S. Appl. No. 29/665,450, filed Oct. 3, 2018. (Unpublished).  
U.S. Appl. No. 29/669,677, filed Nov. 9, 2018. (Unpublished).

\* cited by examiner

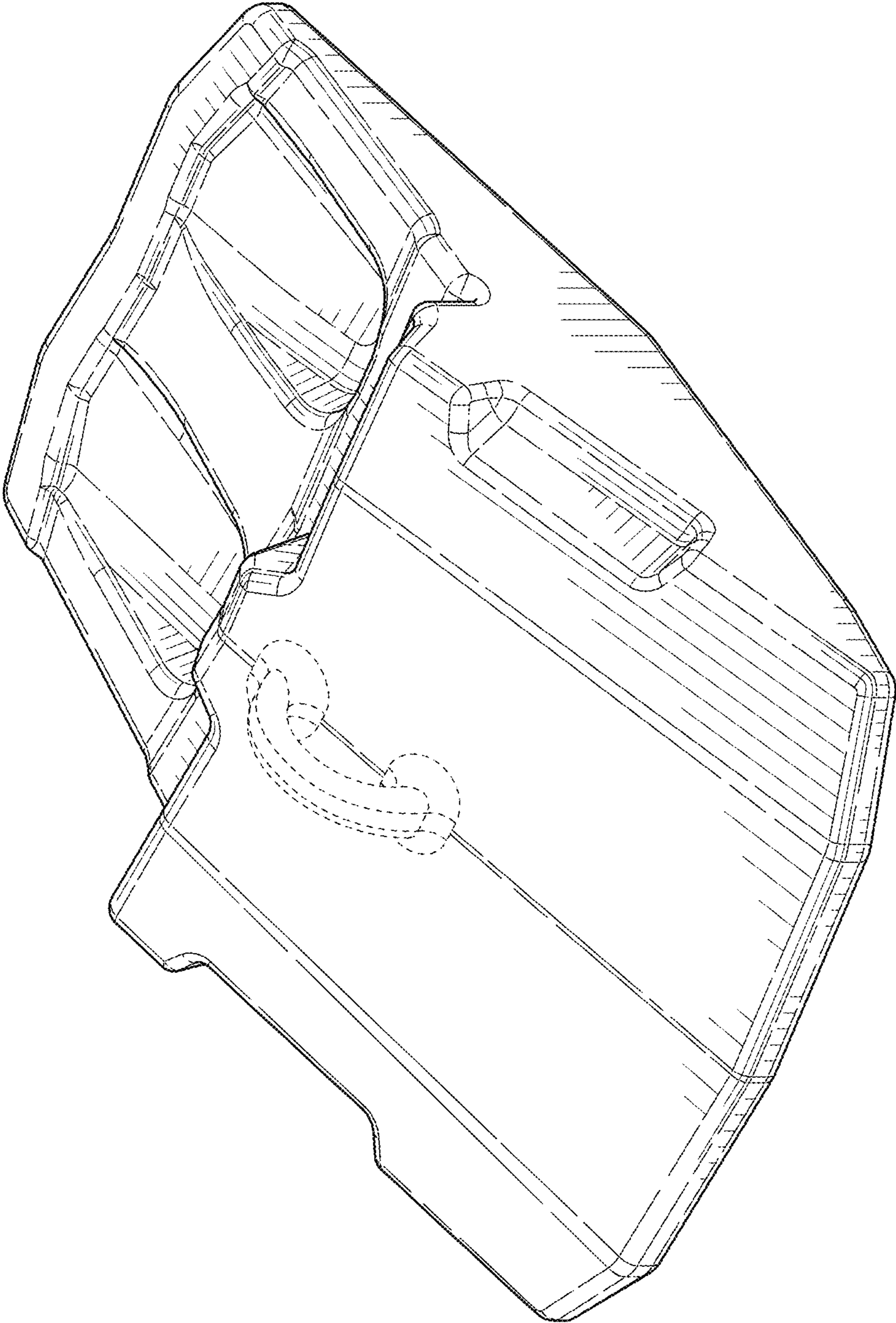


FIG. 1

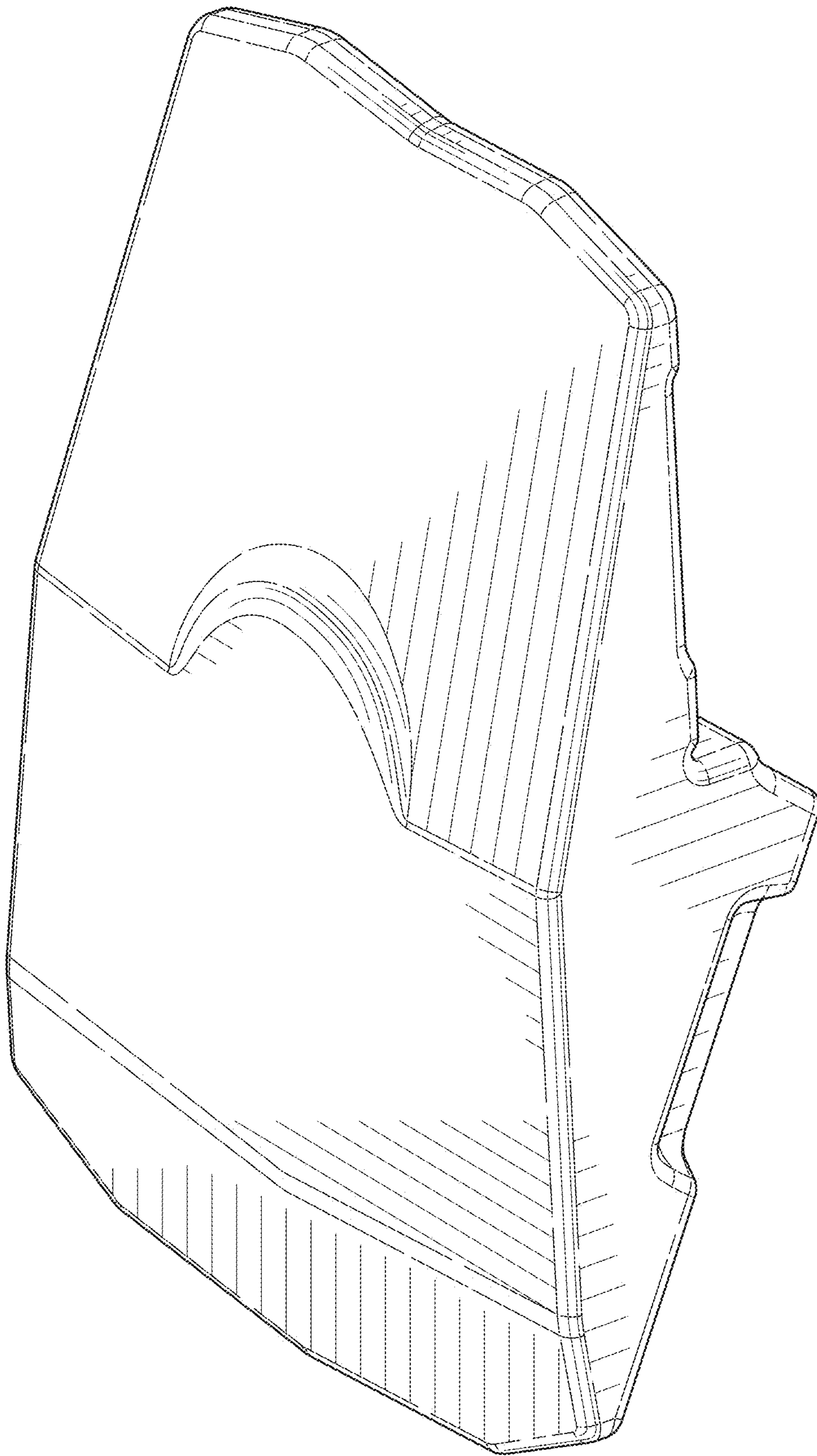


FIG. 2

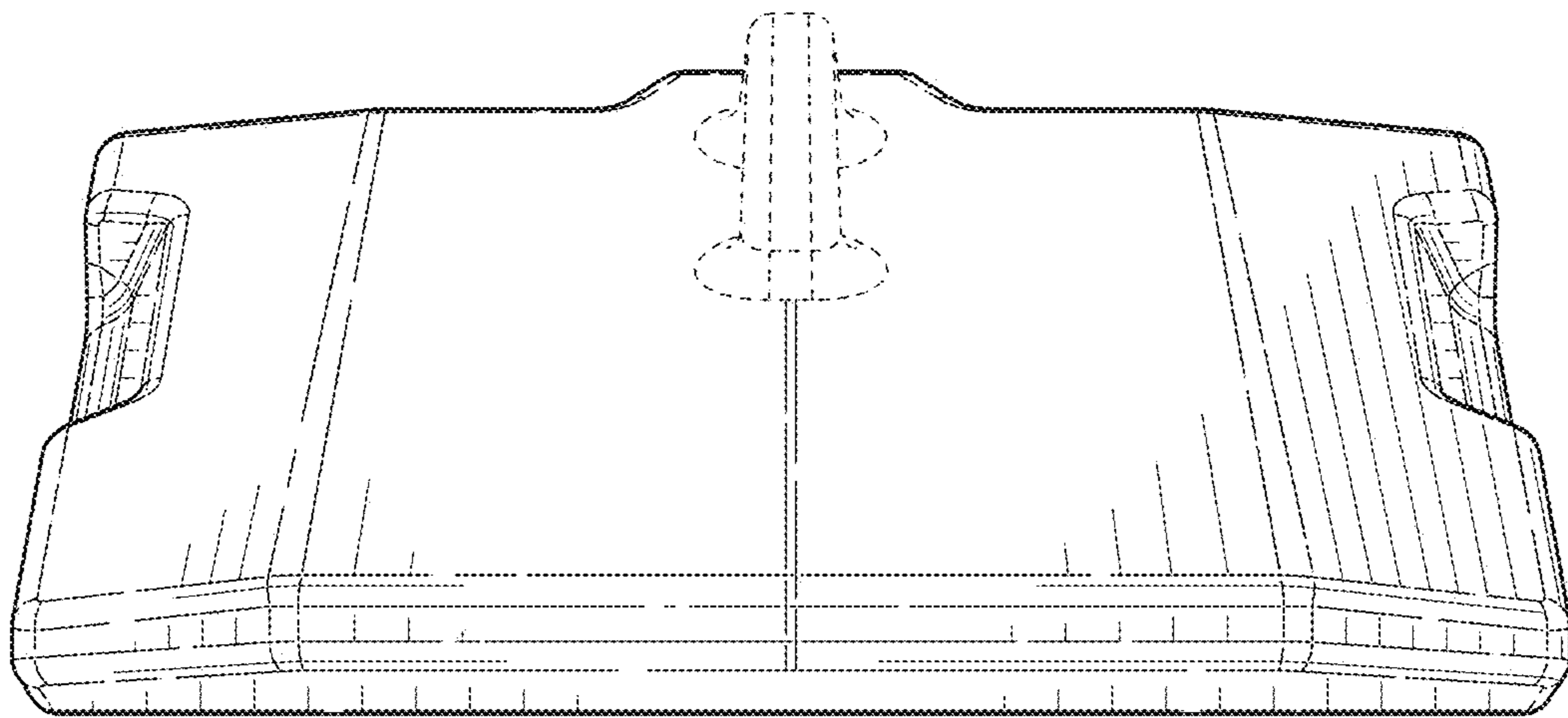


FIG. 3

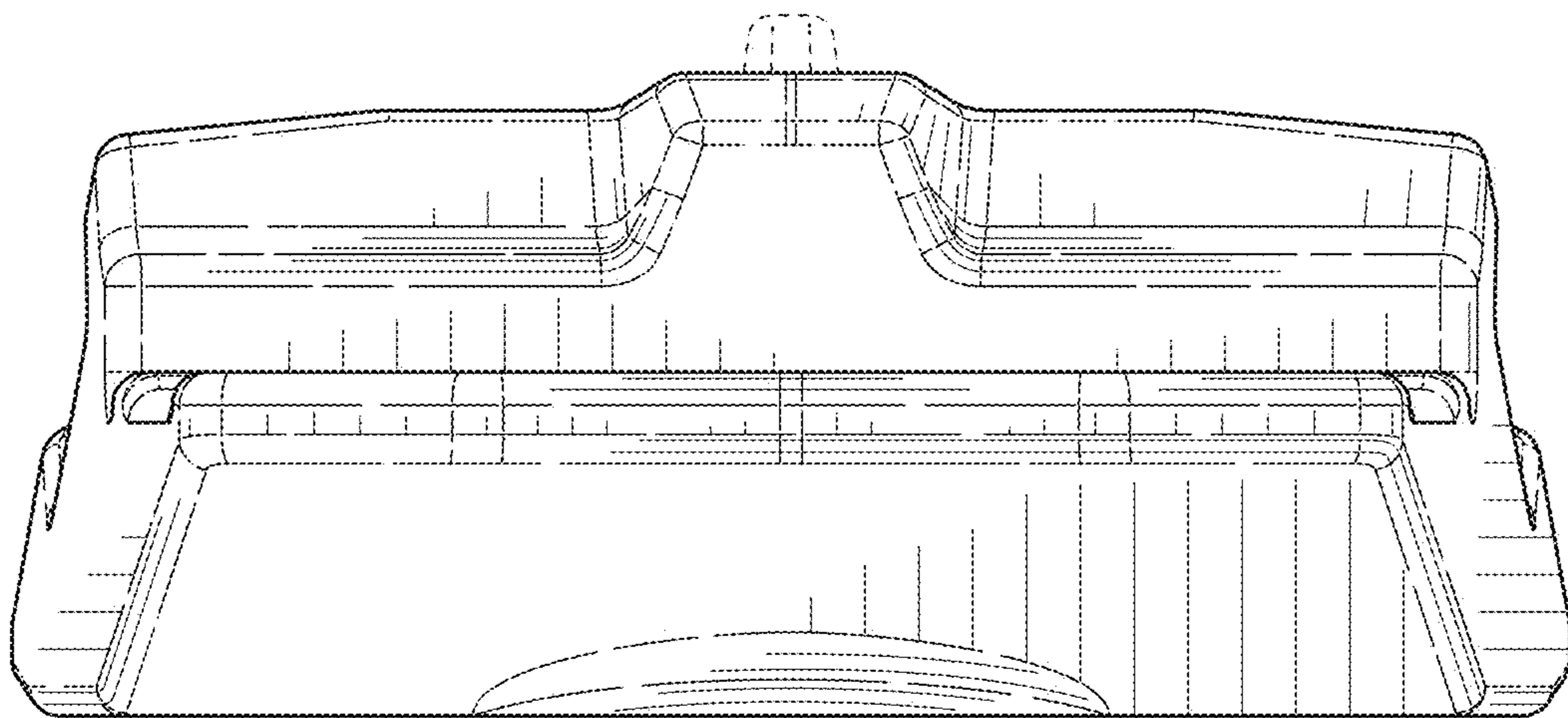


FIG. 4

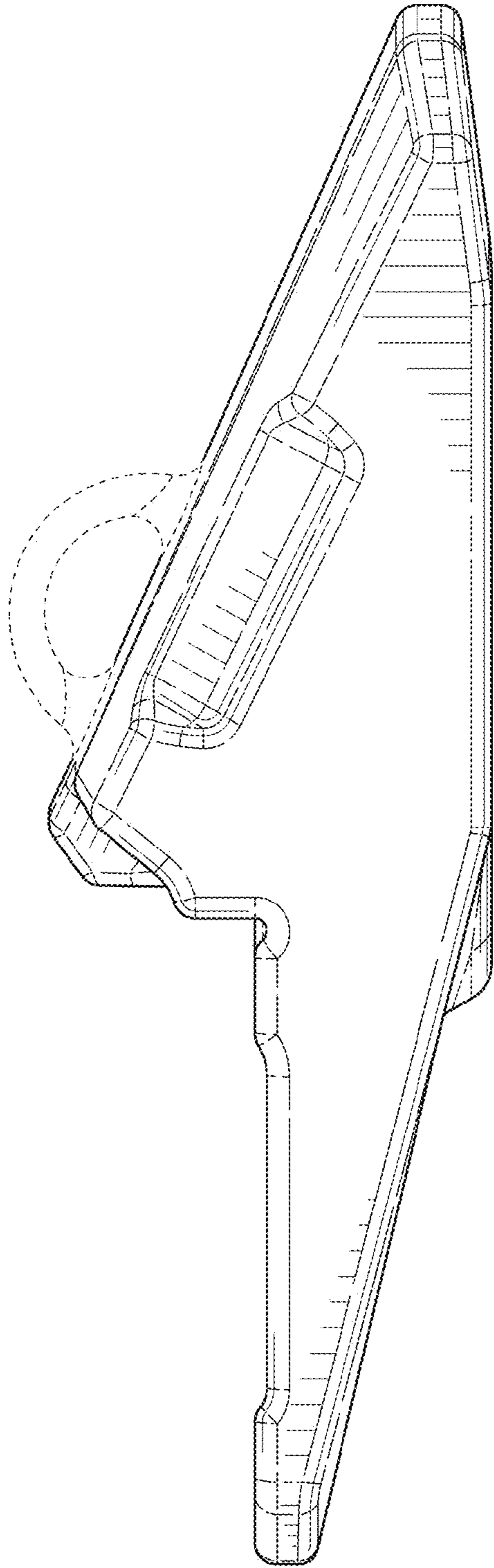


FIG. 5

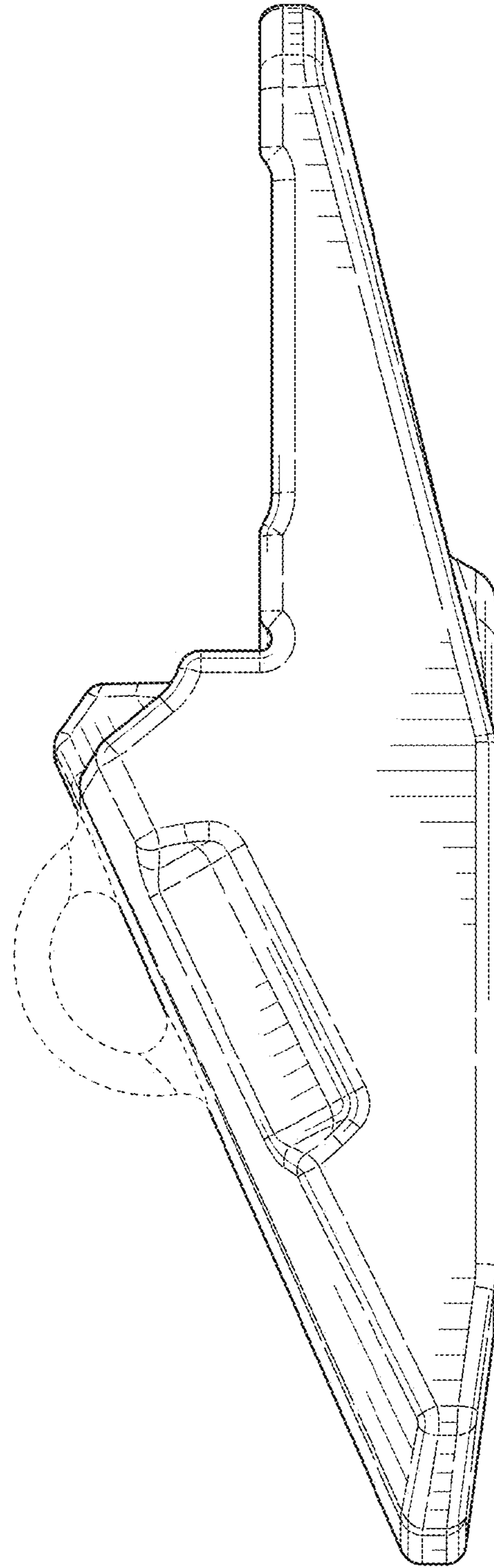


FIG. 6

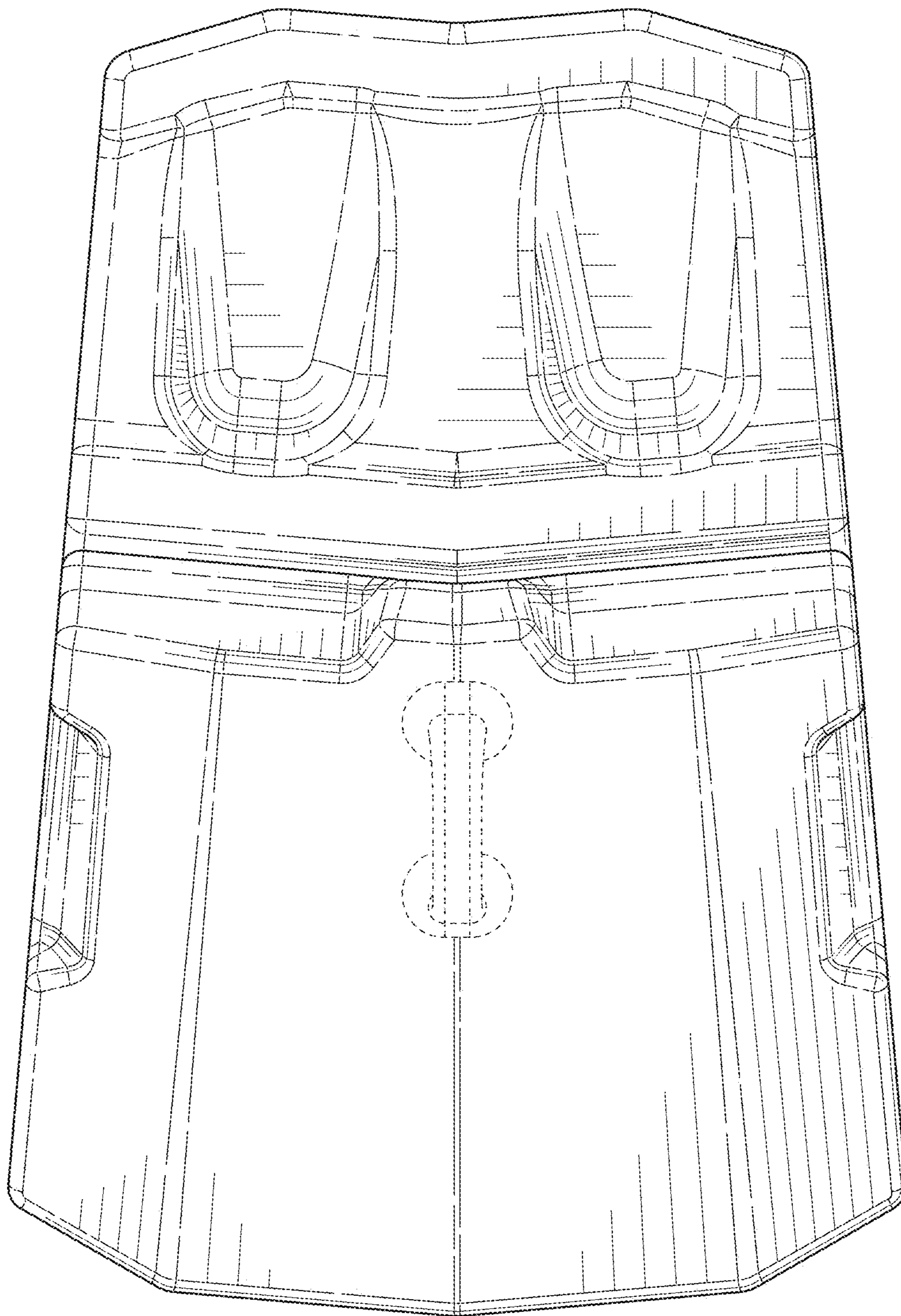


FIG. 7



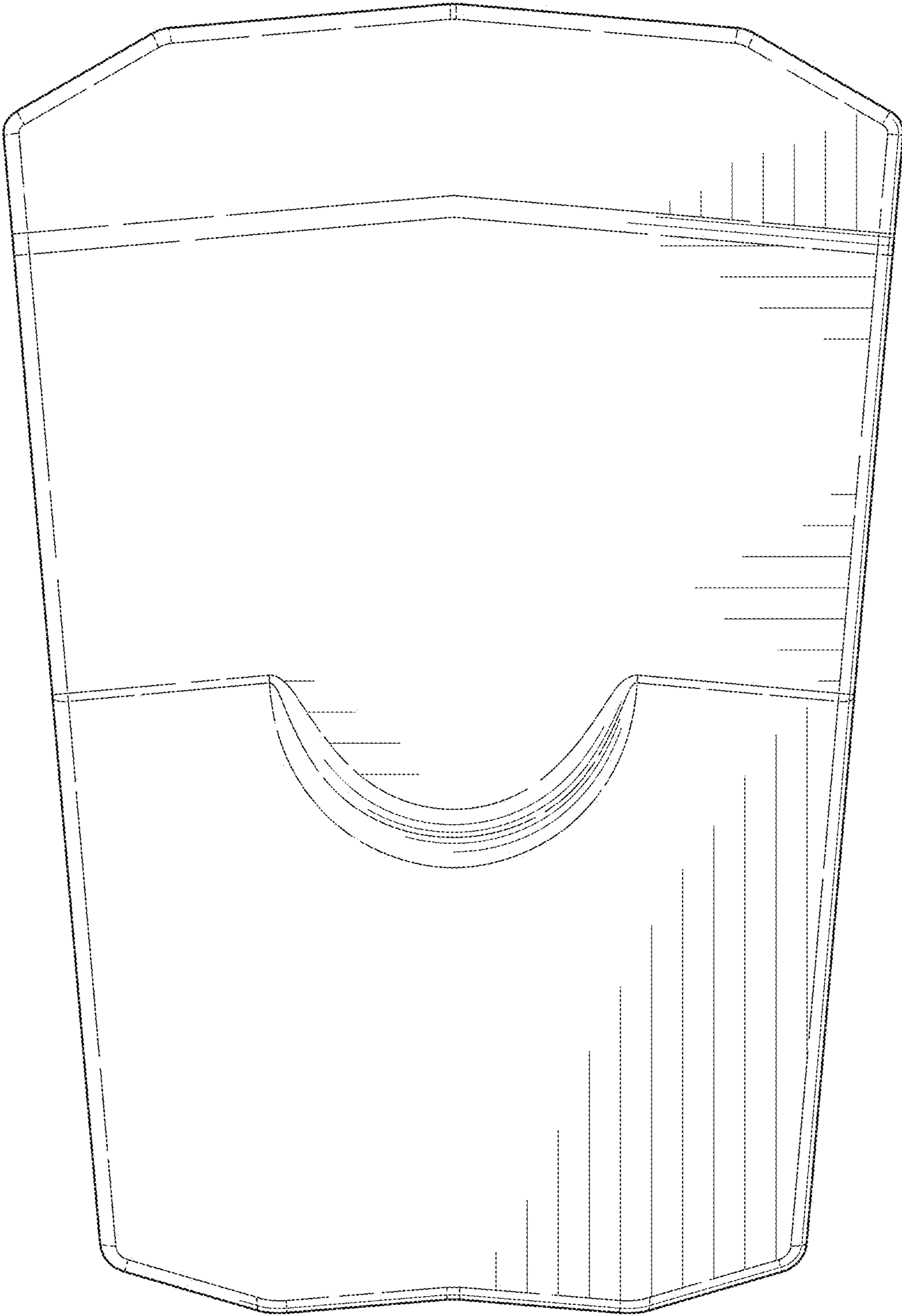


FIG. 8