



US00D882612S

(12) **United States Design Patent** (10) **Patent No.:** **US D882,612 S**
Antillon et al. (45) **Date of Patent:** **** Apr. 28, 2020**

(54) **DISPLAY SCREEN WITH TRANSITIONAL GRAPHICAL USER INTERFACE**

G06F 3/0485; G06F 3/048; G06F 3/0488; G06F 3/04886

See application file for complete search history.

(71) Applicant: **Google LLC**, Mountain View, CA (US)

(56) **References Cited**

(72) Inventors: **Adriana Teresa Olmos Antillon**, San Francisco, CA (US); **Adrian Zumbrunnen**, Zurich (CH); **Andrew David Swank**, San Bruno, CA (US); **Zhi Chen**, Foster City, CA (US); **Justin Reid**, San Francisco, CA (US); **Pareezad Cyrus Zarolia**, Sunnyvale, CA (US); **Xinran Lu**, Sunnyvale, CA (US); **Kimberly Harvey**, San Francisco, CA (US)

U.S. PATENT DOCUMENTS

D445,426 S * 7/2001 Wang D14/486
D599,812 S * 9/2009 Hirsch D14/488
D616,895 S * 6/2010 Ehrler D14/486
D677,677 S * 3/2013 Edwards D14/485

(Continued)

OTHER PUBLICATIONS

Salomon, Aurelien, Craigslist Mobile animation, Nov. 19, 2015, dribbble.com [online], [site visited Aug. 10, 2019]. Available from Internet <https://dribbble.com/shots/2361864-Craigslist-Mobile-animation> (Year: 2015).*

(Continued)

(73) Assignee: **GOOGLE LLC**, Mountain View, CA (US)

Primary Examiner — Darlington Ly

Assistant Examiner — Katherine A Holbrow

(74) *Attorney, Agent, or Firm* — Leason Ellis LLP

(**) Term: **15 Years**

(57) **CLAIM**

The ornamental design for a display screen with transitional graphical user interface, as shown and described.

(21) Appl. No.: **29/646,538**

DESCRIPTION

(22) Filed: **May 4, 2018**

(51) **LOC (12) Cl.** **14-04**

(52) **U.S. Cl.**

USPC **D14/486**; D14/488

(58) **Field of Classification Search**

USPC D14/485–488

CPC B60H 1/00; G11B 19/027; H04L 41/22;

H04L 12/282; H04L 67/025; H04L

29/08099; H05B 33/08; H05B 37/02;

G06F 3/0481; G06F 3/0482; G06F

3/04883; G06F 3/04815; G06F 3/04847;

FIG. 1 is a front view of a first image in a sequence for a display screen with transitional graphical user interface according to the new design;

FIG. 2 is a front view of a second image thereof;

FIG. 3 is a front view of a third image thereof; and,

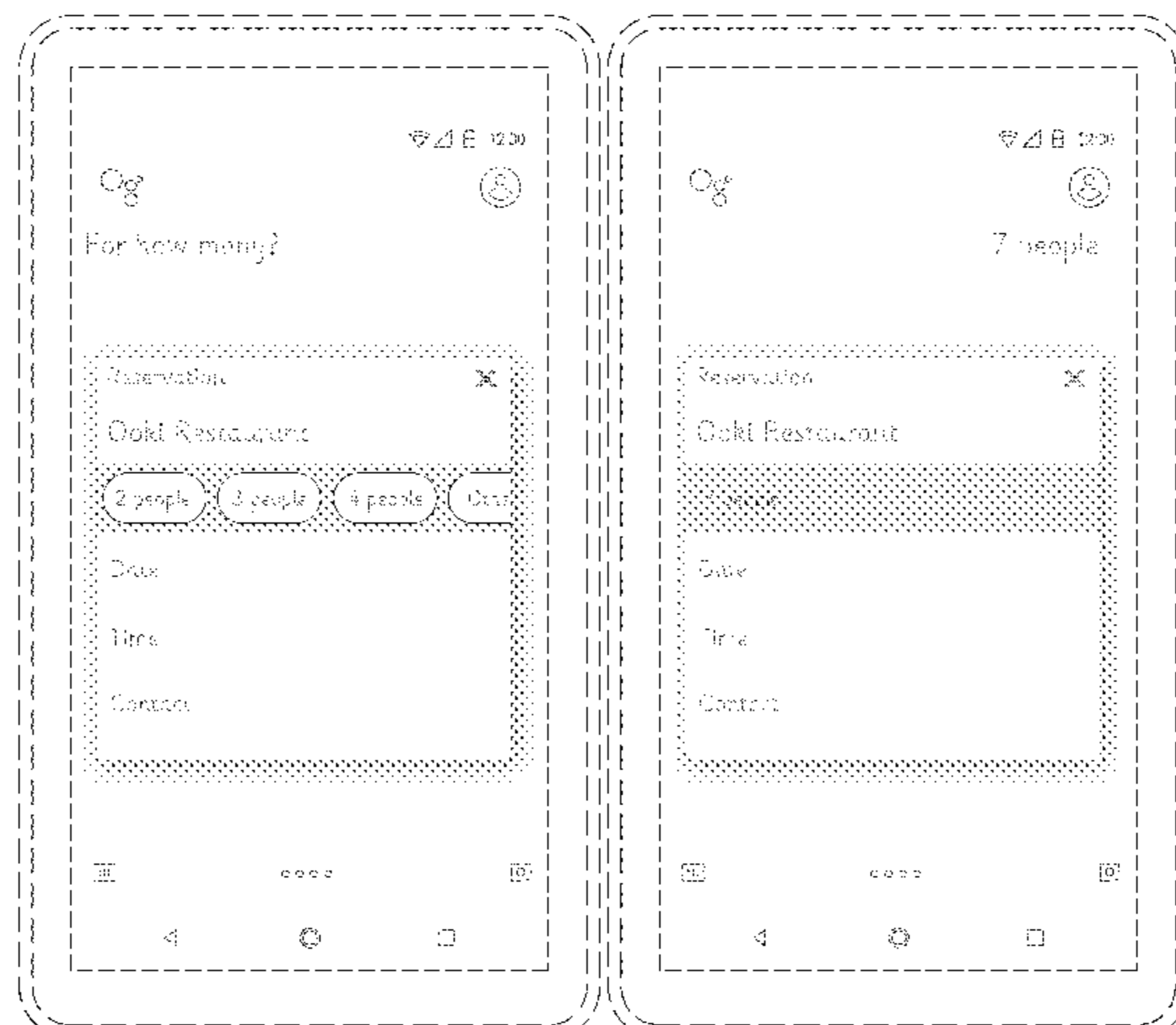
FIG. 4 is a front view of a fourth image thereof.

The appearance of the transitional image sequentially transitions between the images shown in FIGS. 1-4. The process or period in which an image transitions to another image forms no part of the claimed design.

Shading indicates a contrast in appearance.

The outermost broken line rounded rectangle showing an electronic device illustrates environmental subject matter.

(Continued)



The broken line showing a display screen, and all other broken lines showing portions of the graphical user interface illustrate portions of the article. None of the aforementioned broken line subject matter forms part of the claimed design.

1 Claim, 4 Drawing Sheets

(56)

References Cited

U.S. PATENT DOCUMENTS

9,118,773	B2 *	8/2015	Woloshyn	G06F 3/0488
D743,999	S *	11/2015	Villamor	D14/488
D796,533	S *	9/2017	Lee	D14/486
D816,091	S *	4/2018	Gaur	D14/485
D819,045	S *	5/2018	Fung	D14/485
D822,702	S *	7/2018	Gandhi	D14/486
D822,711	S *	7/2018	Bachman	D14/487
D823,891	S *	7/2018	Lupei	D14/489
D826,250	S *	8/2018	Mancuso	D14/486
D826,251	S *	8/2018	Mancuso	D14/486

D830,403	S *	10/2018	Subash	D14/486
D835,651	S *	12/2018	Bao	D14/486
D842,319	S *	3/2019	Kawaichi	D14/486
D848,462	S *	5/2019	Penha	D14/486
D848,463	S *	5/2019	Penha	D14/486
D849,775	S *	5/2019	Fuller	D14/486
D851,113	S *	6/2019	Fuller	D14/486
D852,214	S *	6/2019	Westerhold	D14/486
D852,216	S *	6/2019	Westerhold	D14/486
D852,814	S *	7/2019	Huynh	D14/485
D852,832	S *	7/2019	Westerhold	D14/486
D855,635	S *	8/2019	Prag	D14/485
D866,574	S *	11/2019	VanDuyn	D14/485
2017/0046024	A1 *	2/2017	Dascola	H04M 1/72522

OTHER PUBLICATIONS

Babich, Nick, How to use shadows and blur effects, Feb. 22, 2017, Smashing Magazine.com.pdf [online], [site visited Aug. 8, 2019]. Available from Internet <https://www.smashingmagazine.com/2017/02/shadows-blur-effects-user-interface-design/> (Year: 2017).*

* cited by examiner




Fig. 1

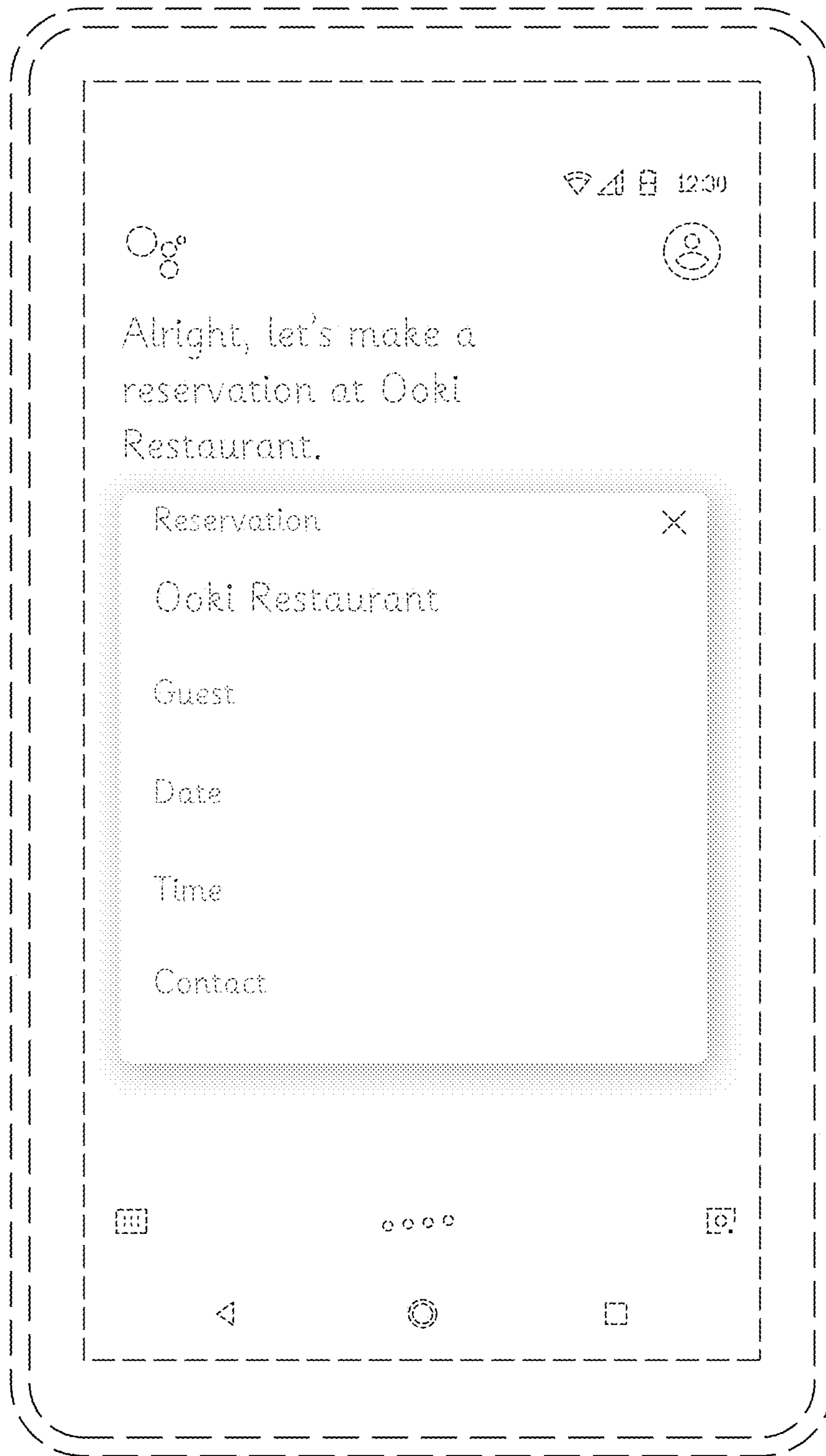


Fig. 2

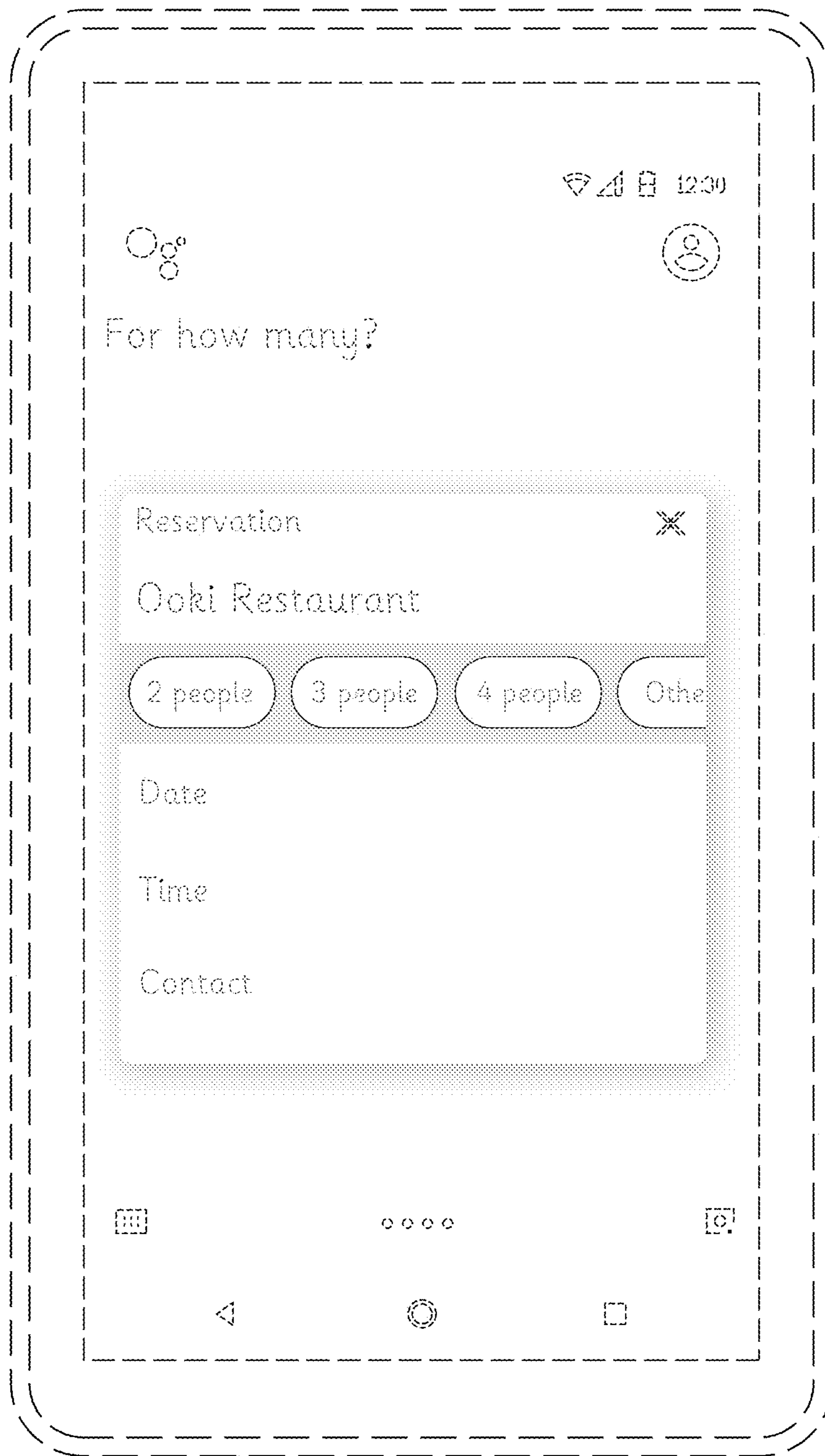


Fig. 3

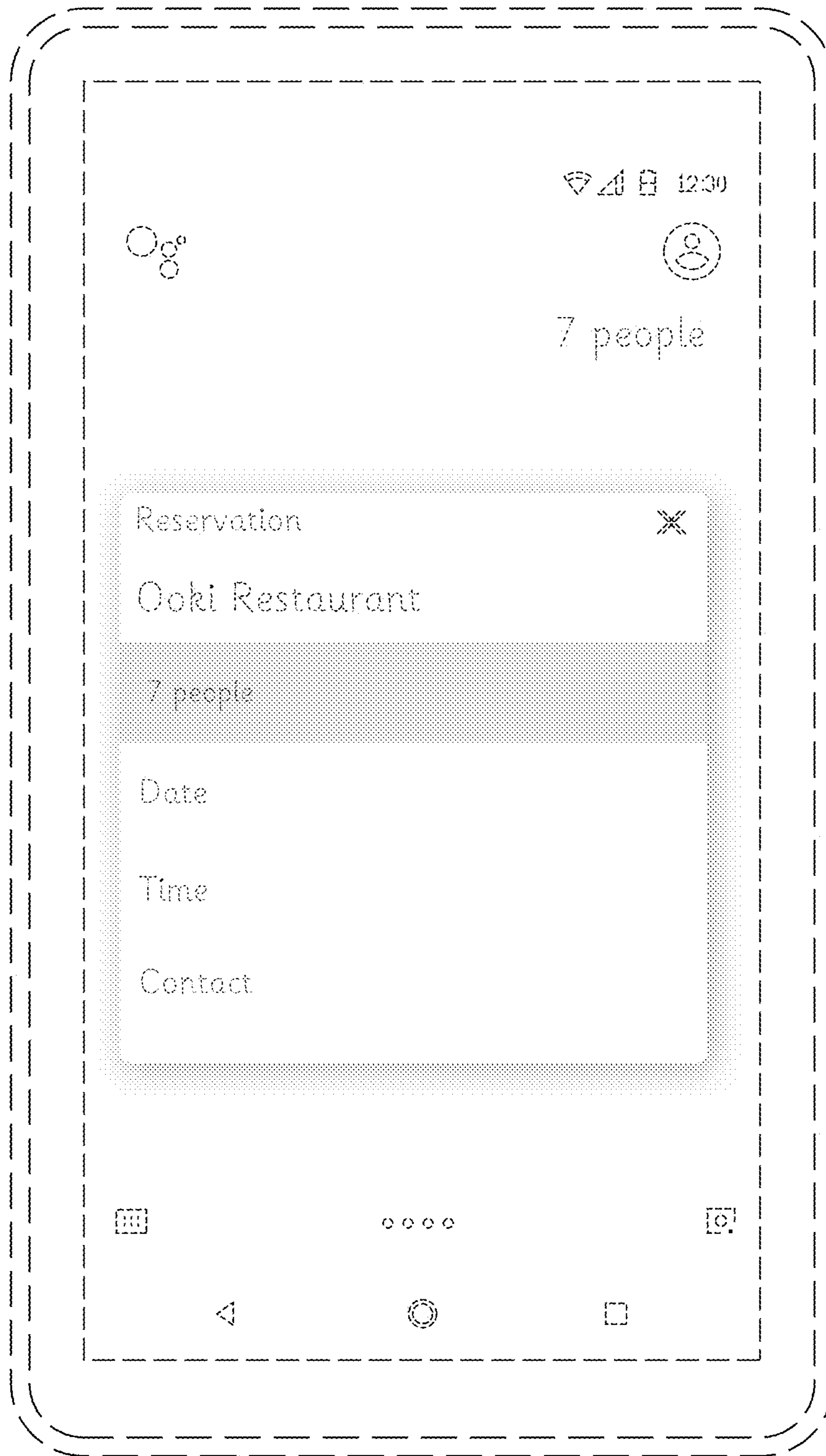


Fig. 4