



US00D882576S

(12) **United States Design Patent** (10) **Patent No.:** **US D882,576 S**
Crisp et al. (45) **Date of Patent:** **** Apr. 28, 2020**

(54) **SERVER RACK HANDLE**
(71) Applicant: **Dell Products L.P.**, Round Rock, TX (US)
(72) Inventors: **Richard Andrew Crisp**, Austin, TX (US); **Jefferson Blake West**, Austin, TX (US); **Stephen Edward Meosky**, Austin, TX (US); **Nicholas Lenn Poteracki**, Austin, TX (US)
(73) Assignee: **Dell Products L.P.**, Round Rock, TX (US)
(**) Term: **15 Years**
(21) Appl. No.: **29/669,210**
(22) Filed: **Nov. 6, 2018**
(51) **LOC (12) Cl.** **14-02**
(52) **U.S. Cl.**
USPC **D14/432**
(58) **Field of Classification Search**
USPC D14/300-302, 308-313, 314, 348, D14/353-355, 432, 439-446, 240; 361/679.02, 679.31, 679.5, 690, 694, 361/679.23, 801, 802; 312/332.1, 334.1; D13/162; D10/50
CPC B65H 1/00; B65H 1/266; B65H 2402/441; B65H 2405/311; B65H 2405/313
See application file for complete search history.

D768,136 S * 10/2016 Ignomirello D14/432
D783,623 S * 4/2017 Crisp
D795,877 S * 8/2017 Barron D14/432
D813,872 S * 3/2018 Crisp D14/432
D840,552 S * 2/2019 Whitfield D25/139
D856,336 S * 8/2019 Singer H05K 7/1409 D14/439

OTHER PUBLICATIONS

Hewlett Packard, "HPE Apollo 4200 Gen9 Server," downloaded from <https://www.hpe.com/us/en/product-catalog/servers/apollo-systems/pip.hpe-apollo-4200-gen9-server.8261831.html>, Nov. 6, 2018, 6 pages.
Google, "Translating Bay Rack Server," downloaded from https://www.google.com/search?q=translating+bay+rack+server+dell&rlz=1C1CHBF_enUS744US744&source=univ&tbm=shop&tbo=u&sa=X&ved=0a..., Nov. 5, 2018, 3 pages.

* cited by examiner

Primary Examiner — Austin Murphy
(74) *Attorney, Agent, or Firm* — Zagorin Cave LLP; Robert W. Holland

(57) **CLAIM**

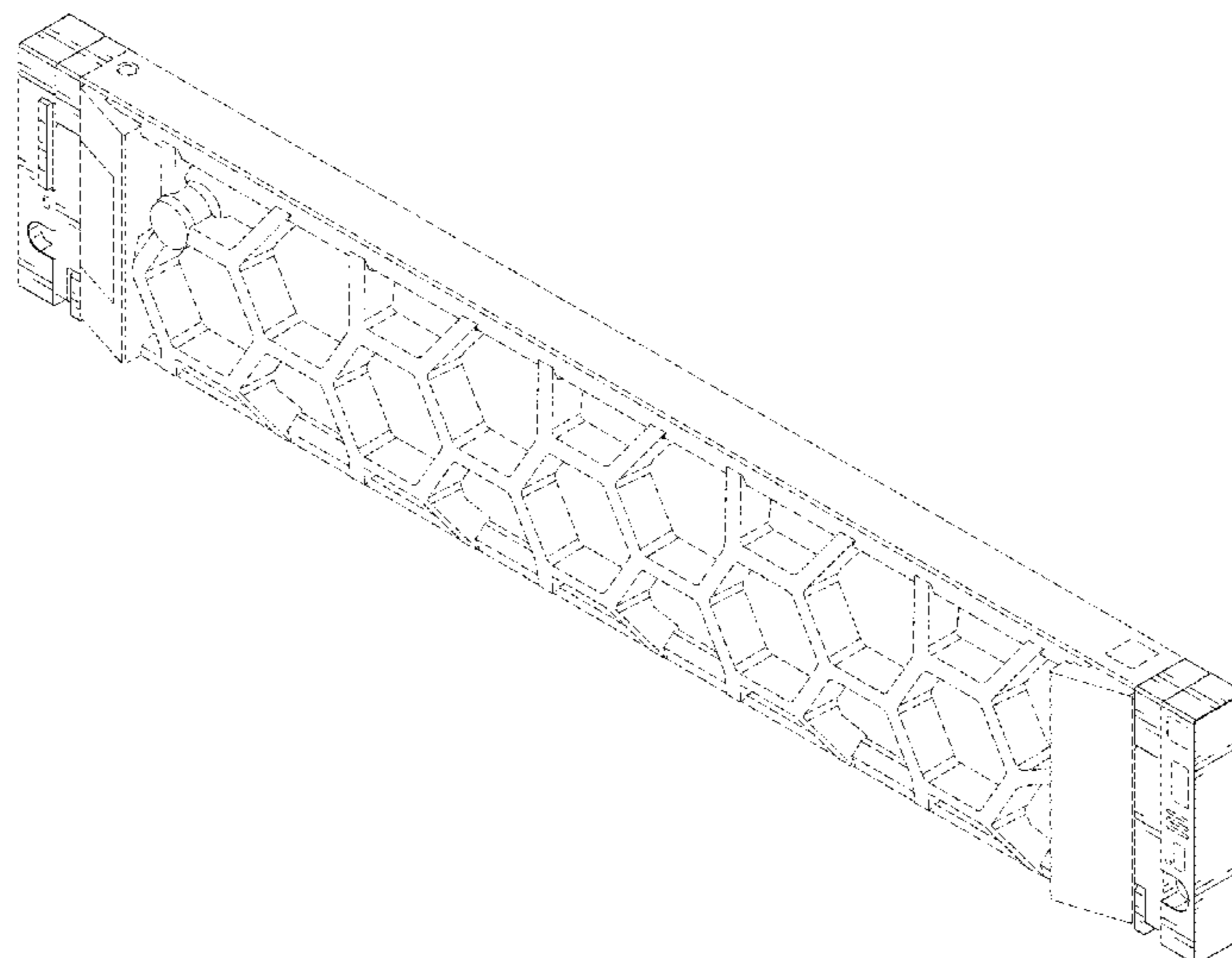
We claim the ornamental design for a server rack handle, as shown and described.

DESCRIPTION

FIG. 1 is a front perspective view of the server rack handle comprising the present invention;
FIG. 2 is a front elevation view thereof;
FIG. 3 is a rear elevation view thereof;
FIG. 4 is a right side view thereof;
FIG. 5 is a left side view thereof;
FIG. 6 is a top view thereof;
FIG. 7 is a bottom view thereof; and,
FIG. 8 is a front perspective environmental view thereof.
Broken lines shown in the drawings illustrate portions of the server rack handle, and form no part of the claimed design.

1 Claim, 5 Drawing Sheets

(56) **References Cited**
U.S. PATENT DOCUMENTS
D422,993 S * 4/2000 Storti D14/432
D631,480 S * 1/2011 Vaughan D14/313
D656,250 S * 3/2012 Forster D25/153
D662,504 S * 6/2012 Lohman D14/432
D694,758 S * 12/2013 Muller D14/432
D699,212 S * 2/2014 Tanaka D14/188
D720,357 S * 12/2014 Kwon D14/445
D734,754 S * 7/2015 Ficacci D14/432
D735,185 S 7/2015 Terwilliger



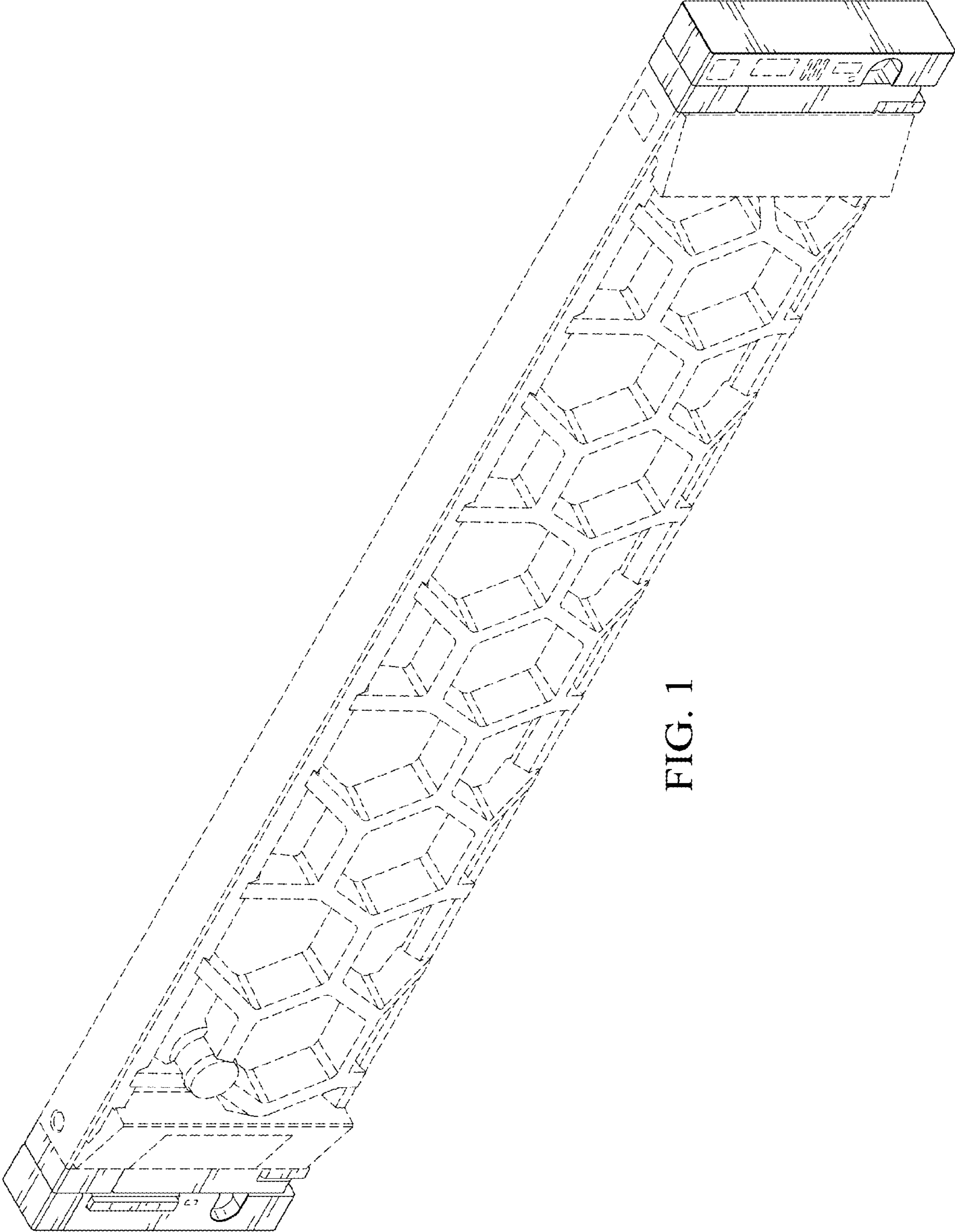


FIG. 1

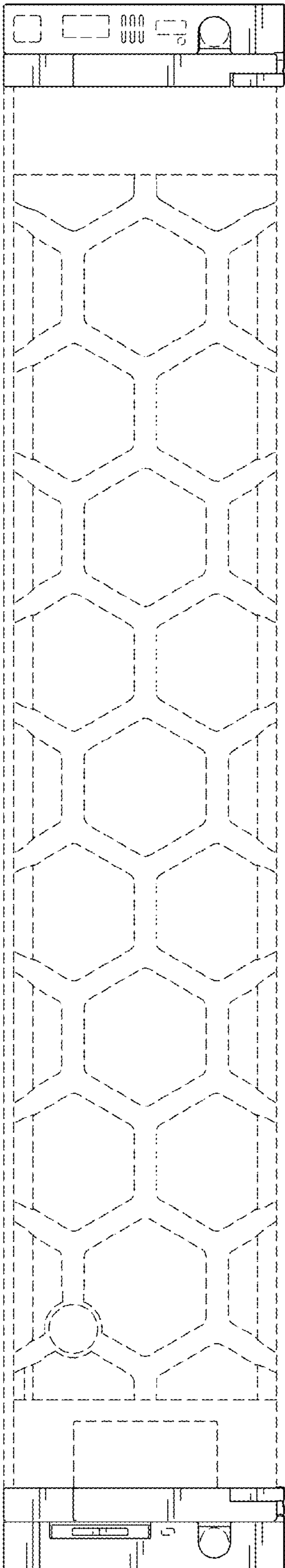


FIG. 2




FIG. 3

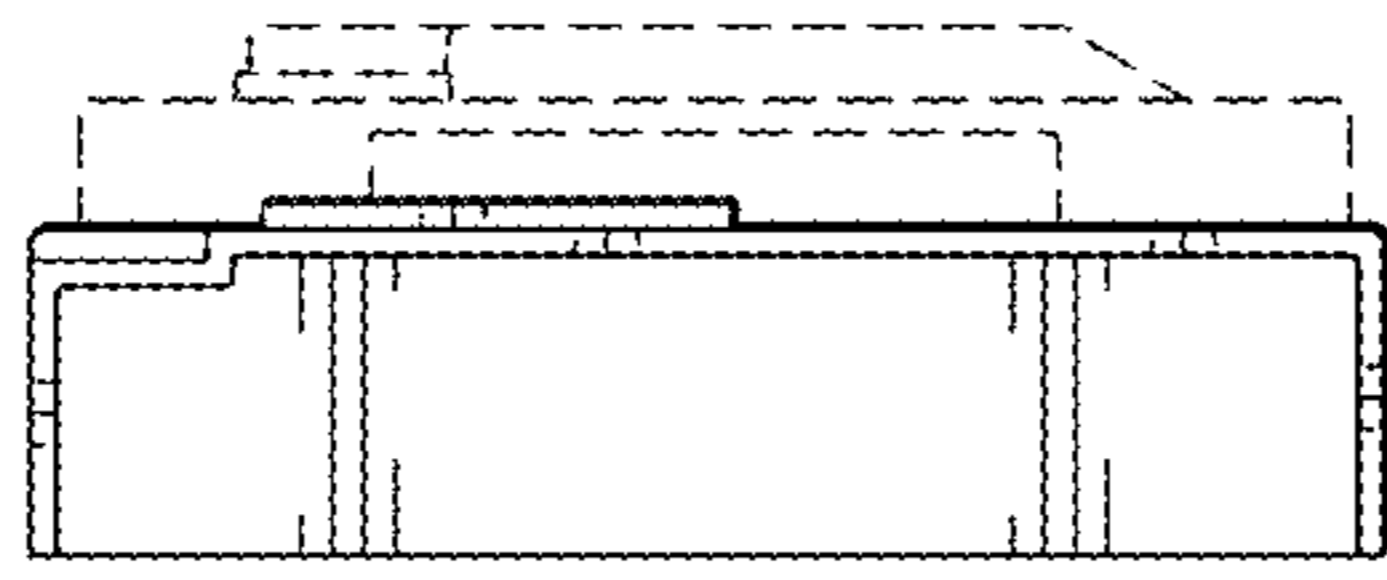


FIG. 5

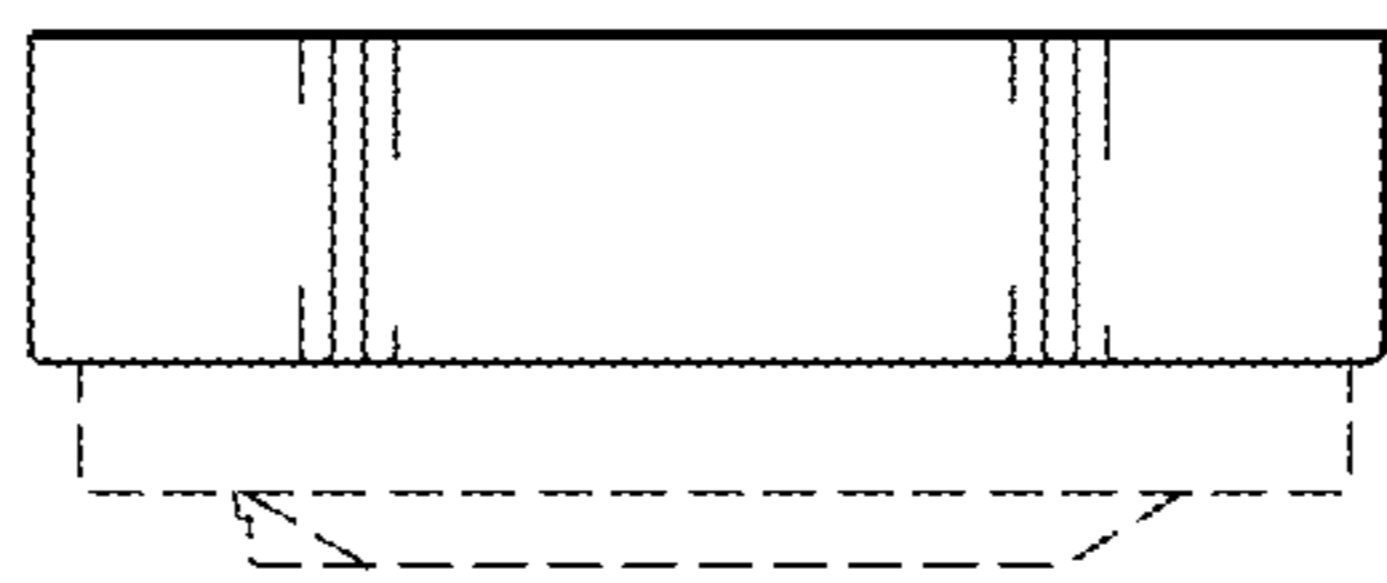


FIG. 4

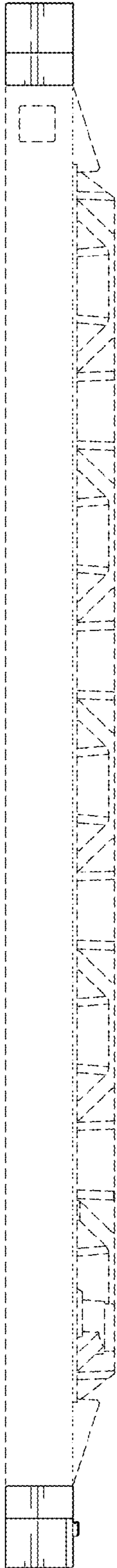


FIG. 6

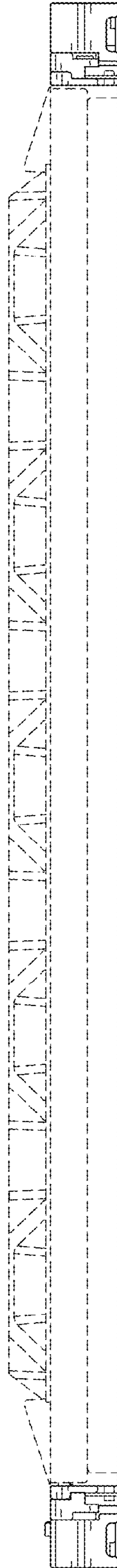


FIG. 7

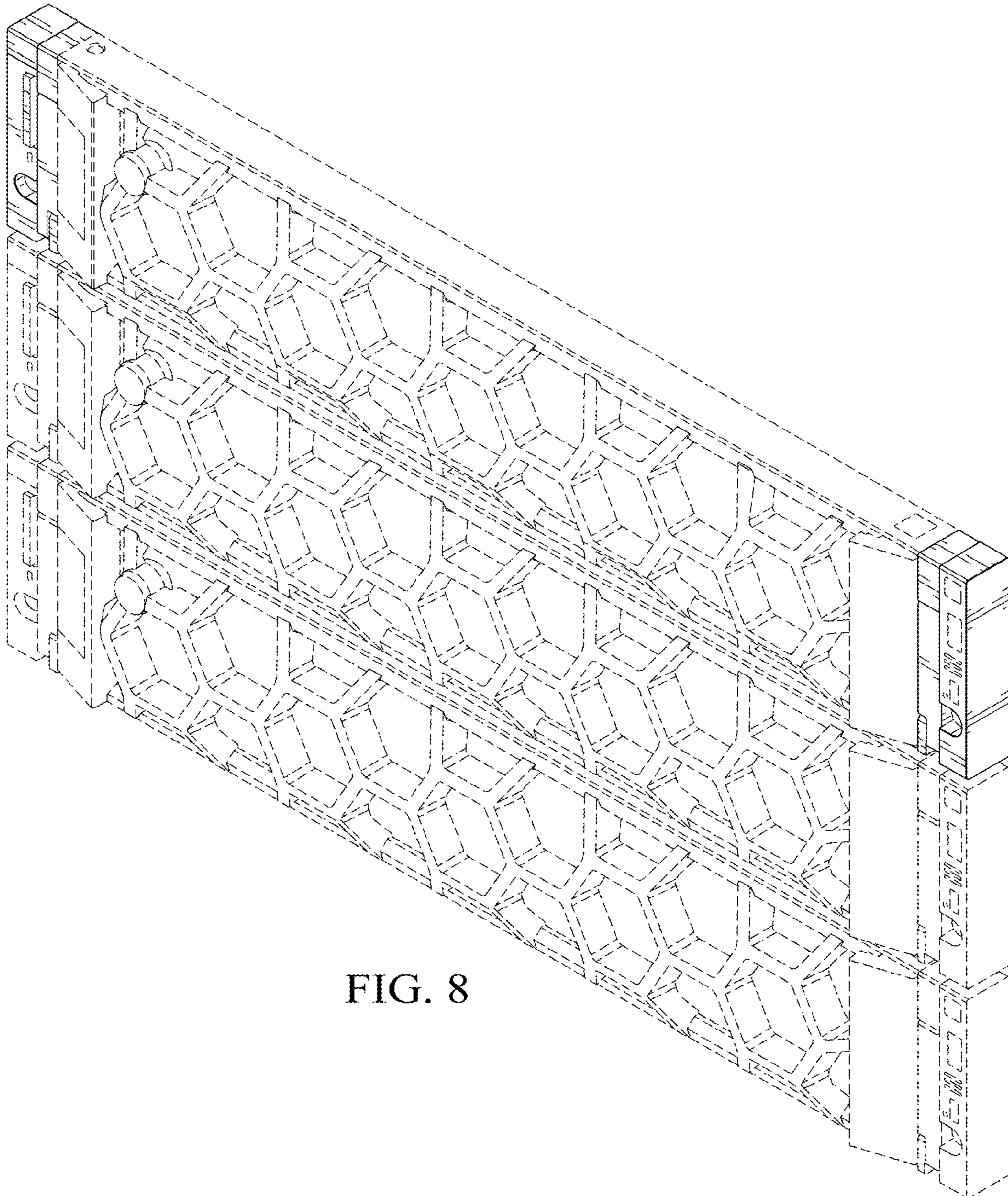


FIG. 8