



US00D882573S

(12) **United States Design Patent**
Perez et al.

(10) **Patent No.:** **US D882,573 S**
(45) **Date of Patent:** **** Apr. 28, 2020**

(54) **COMPUTER MOUSE**

(71) Applicants: **Eduardo Perez**, Egg Harbor Township, NJ (US); **Angel R. Jimenez, Jr.**, Egg Harbor Township, NJ (US)

(72) Inventors: **Eduardo Perez**, Egg Harbor Township, NJ (US); **Angel R. Jimenez, Jr.**, Egg Harbor Township, NJ (US)

(**) Term: **15 Years**

(21) Appl. No.: **29/657,622**

(22) Filed: **Jul. 24, 2018**

(51) **LOC (12) Cl.** **14-02**

(52) **U.S. Cl.**
USPC **D14/403**

(58) **Field of Classification Search**
USPC D14/402-411, 356, 388, 389, 383-385, D14/417, 426; D2/902, 969, 972; 463/36-38; 358/471, 473; 273/148 B; 345/156-167
CPC G06F 3/03543; G06F 2203/0333; G06F 3/039; G06F 3/038; G06F 2203/0384
See application file for complete search history.

(56) **References Cited**

U.S. PATENT DOCUMENTS

D283,463 S *	4/1986	Chassaing	D2/902
D303,387 S *	9/1989	Lebleu	D14/143
D366,135 S *	1/1996	Henderson, Jr.	D2/902
D399,340 S *	10/1998	James	D2/902
D611,230 S *	3/2010	Choi	D2/902
D611,240 S *	3/2010	Choi	D2/902

D613,041 S *	4/2010	Thompson	D2/902
D634,519 S *	3/2011	Choi	D2/902
D686,805 S *	7/2013	Day, Jr.	D2/902
D811,070 S *	2/2018	Cooke	D2/972
D814,167 S *	4/2018	Cooke	D2/972

* cited by examiner

Primary Examiner — Austin Murphy
(74) *Attorney, Agent, or Firm* — Kim IP Law Group PLLC

(57) **CLAIM**

The ornamental design for a computer mouse, as shown and described.

DESCRIPTION

FIG. 1 is a front perspective view of a computer mouse in accordance with the new design;
FIG. 2 is right side elevational view of the computer mouse of FIG. 1;
FIG. 3 is a left side elevational view of the computer mouse of FIG. 1;
FIG. 4 is a front elevational view of the computer mouse of FIG. 1;
FIG. 5 is a rear elevational view of the computer mouse of FIG. 1;
FIG. 6 is a top plan view of the computer mouse of FIG. 1; and,
FIG. 7 is a bottom plan view of the computer mouse of FIG. 1.
The broken lines in FIGS. 1-4, 6 and 7 illustrate portions of the computer mouse which form no part of the claimed design.

1 Claim, 4 Drawing Sheets

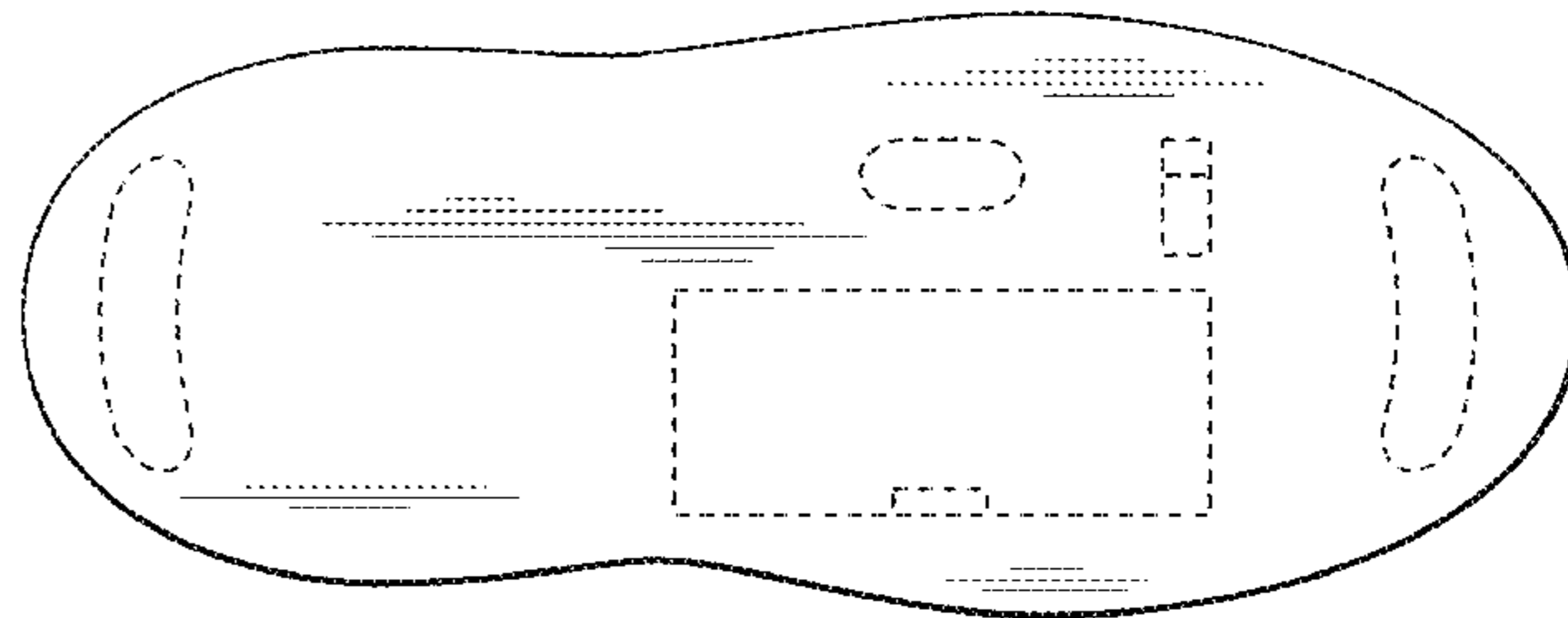




FIG. 1




FIG. 2




FIG. 3

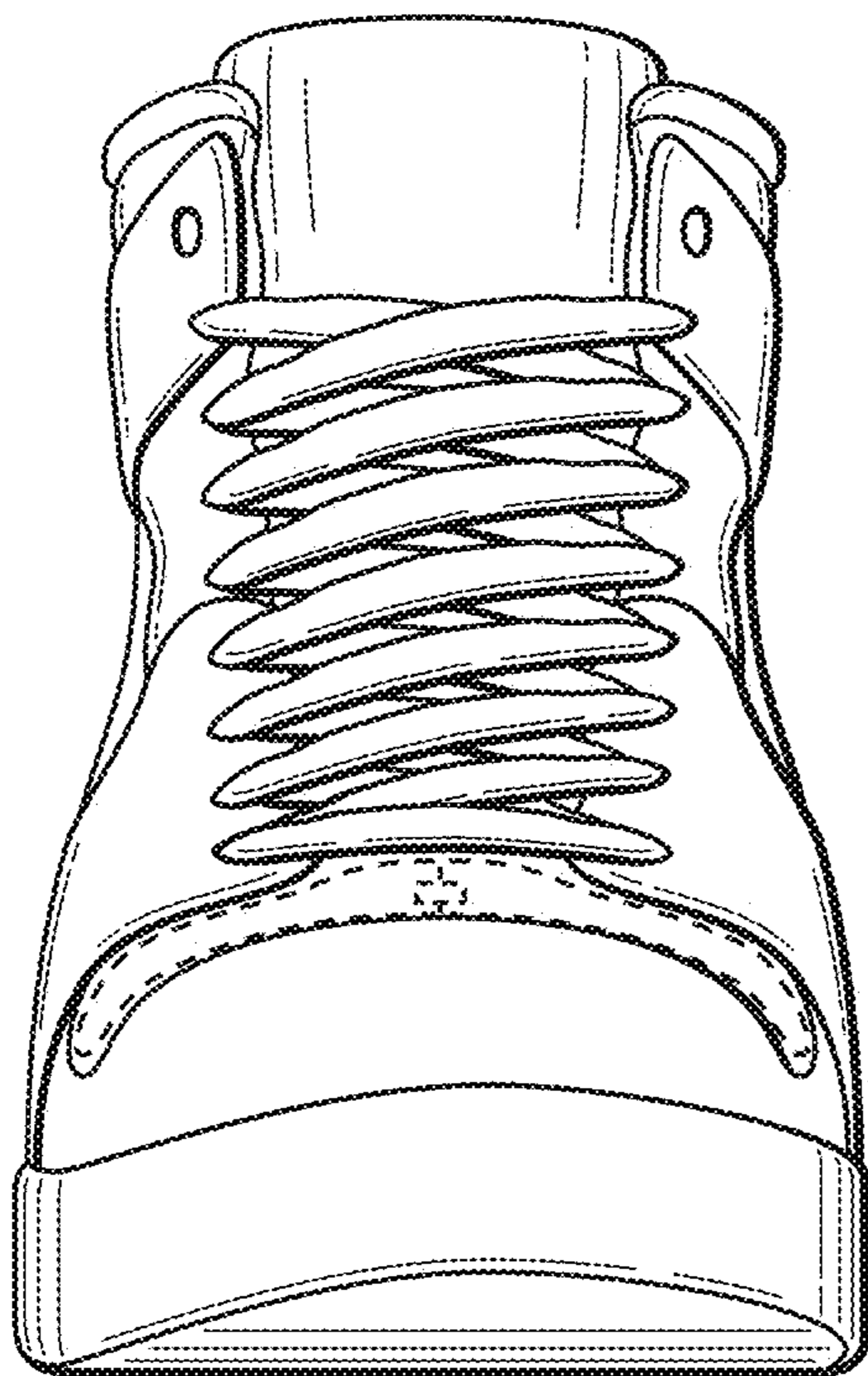


FIG. 4

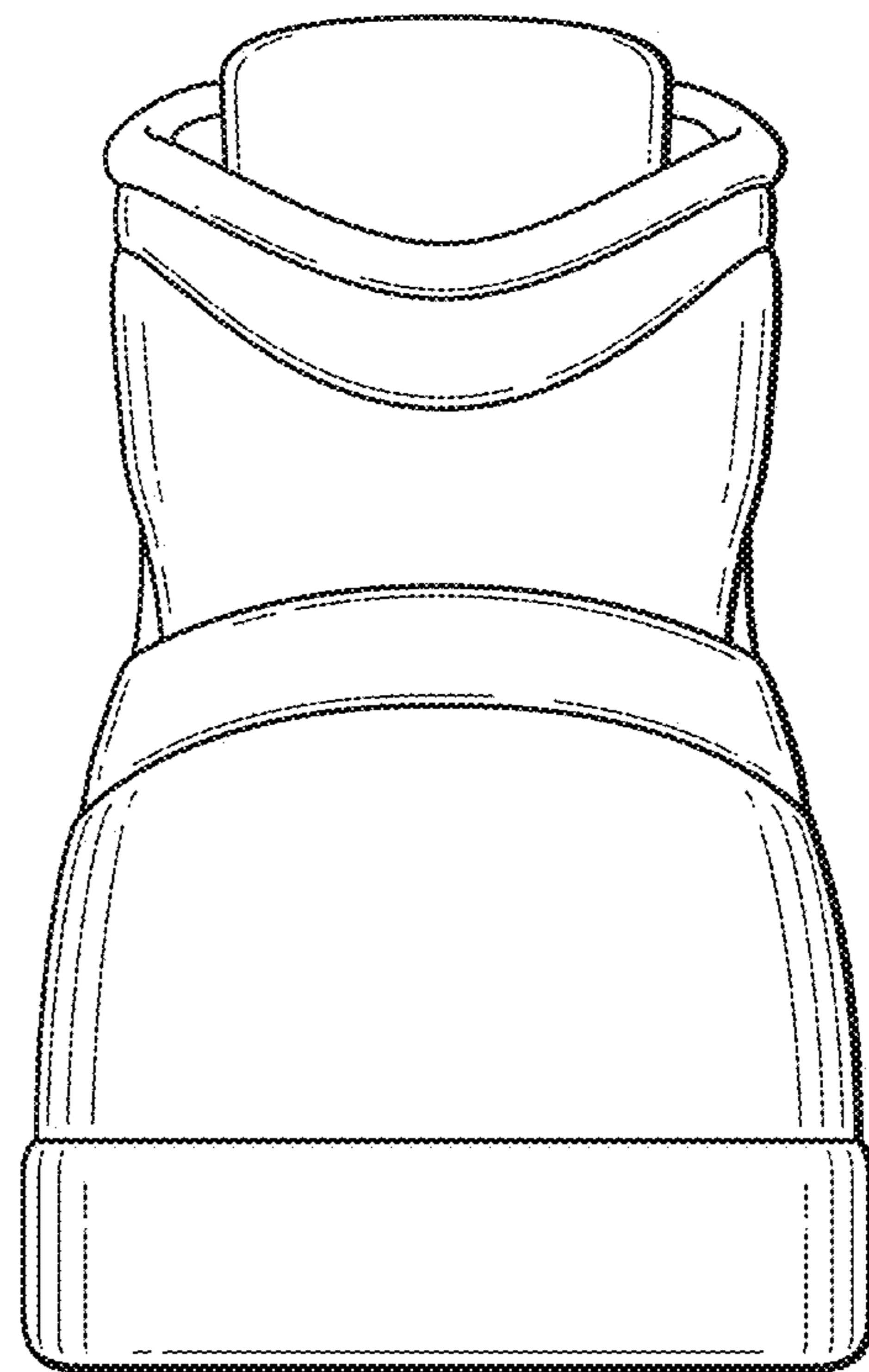


FIG. 5

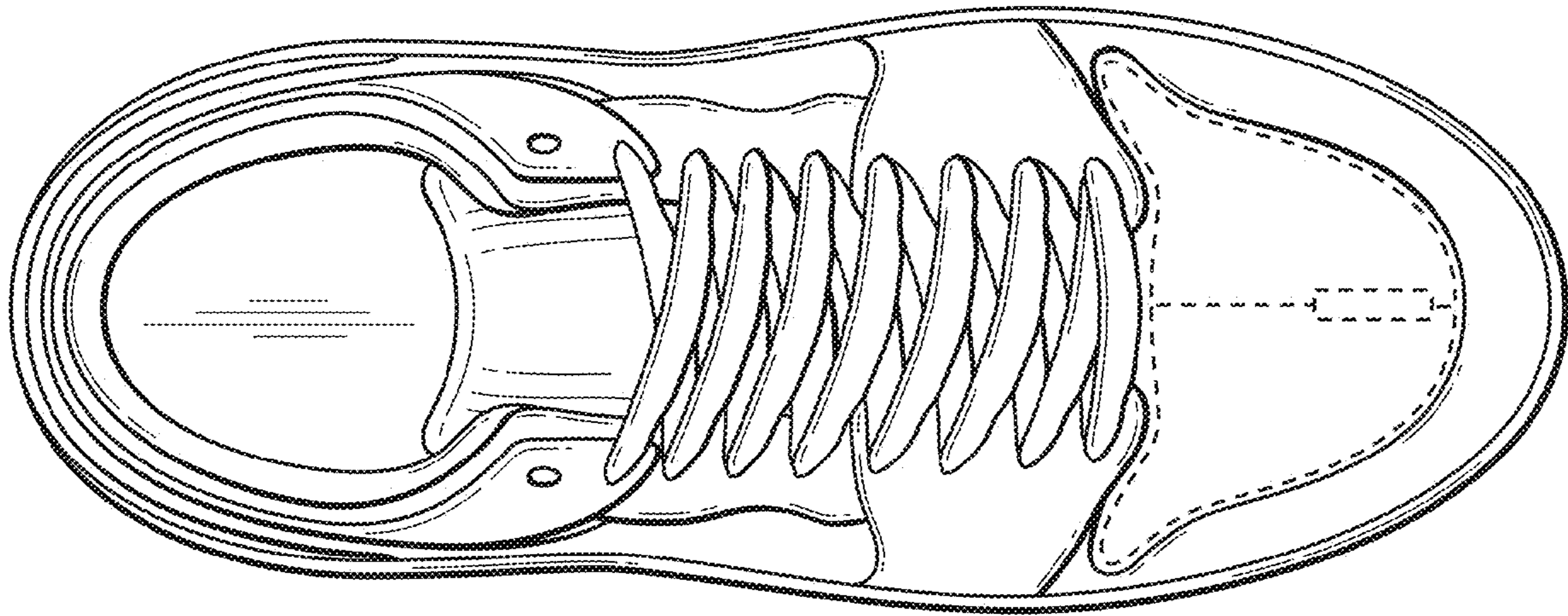


FIG. 6

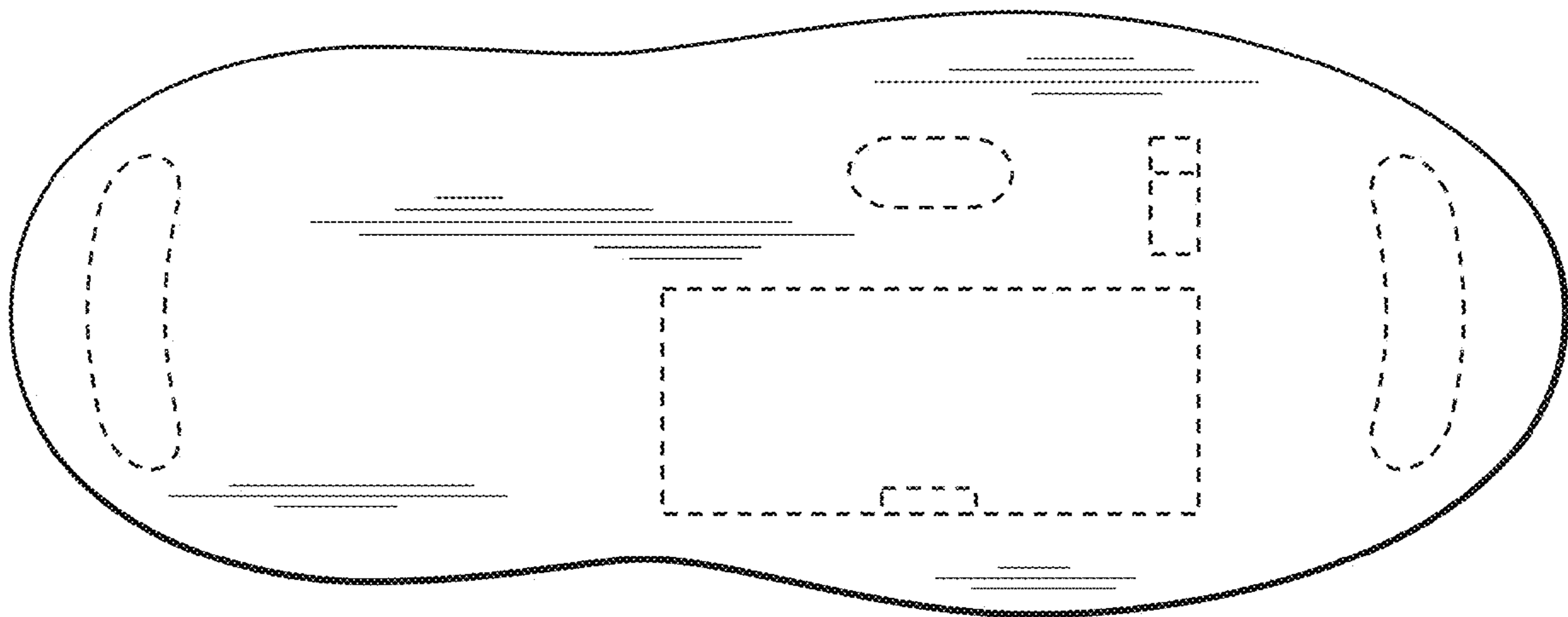


FIG. 7