



US00D882557S

(12) **United States Design Patent** (10) **Patent No.:** **US D882,557 S**
Fan et al. (45) **Date of Patent:** **** Apr. 28, 2020**

(54) **MOBILE PHONE**

(71) Applicant: **Guangdong Oppo Mobile Telecommunications Corp., Ltd.**, Dongguan, Guangdong (CN)

(72) Inventors: **Xiaoyu Fan**, Guangdong (CN); **Sinan Mu**, Guangdong (CN); **Dongyang Xiang**, Guangdong (CN)

(73) Assignee: **GUANGDONG OPPO MOBILE TELECOMMUNICATIONS CORP., LTD.**, Dongguan (CN)

(**) Term: **15 Years**

(21) Appl. No.: **29/643,760**

(22) Filed: **Apr. 11, 2018**

(30) **Foreign Application Priority Data**

Nov. 8, 2017 (CN) 2017 3 0547786

(51) **LOC (12) Cl.** **14-03**

(52) **U.S. Cl.**
USPC **D14/248**

(58) **Field of Classification Search**
USPC D14/126, 137, 138 AA, 138 C, 138 G, D14/203.7, 230, 248, 250, 341, 420;
D10/50, 65, 98, 104.1; D6/300, 308, 310
CPC G06F 1/1626; G06F 1/1652; H04M 1/027; H04M 1/0202; H04M 1/0279; H04M 1/0235; H04M 1/0237; H04M 1/0239; H04M 1/0266; H04M 1/0268; H04M 1/0295; H01Q 1/241; H01Q 1/243
See application file for complete search history.

(56) **References Cited**

U.S. PATENT DOCUMENTS

D850,401 S * 6/2019 Fan D14/138 G
D851,076 S * 6/2019 Mu D14/248
D863,246 S * 10/2019 Fan D14/138 AD

D864,140 S * 10/2019 Lin D14/138 G
D864,142 S * 10/2019 Fan D14/138 AD
D864,932 S * 10/2019 Fan D14/248
D873,809 S * 1/2020 Fan D14/248
2019/0148816 A1 * 5/2019 Chen H01Q 9/42
343/702

(Continued)

OTHER PUBLICATIONS

Oppo R15 Pro review, Apr. 15, 2018, [online], [site visited Feb. 13, 2020]. Retrieved from url:https://www.gsmarena.com/oppo_r15_pro-review-1748.php (Year: 2018).*

Primary Examiner — Michelle E. Wilson

Assistant Examiner — Tracey J Bell

(74) *Attorney, Agent, or Firm* — Young Basile Hanlon & MacFarlane, P.C.

(57) **CLAIM**

The ornamental design for a mobile phone, as shown and described.

DESCRIPTION

FIG. 1 is a front view of the mobile phone showing our new design.

FIG. 2 is a rear view of the mobile phone of FIG. 1.

FIG. 3 is a left side view of the mobile phone of FIG. 1.

FIG. 4 is a right side view of the mobile phone of FIG. 1.

FIG. 5 is a top view of the mobile phone of FIG. 1.

FIG. 6 is a bottom view of the mobile phone of FIG. 1.

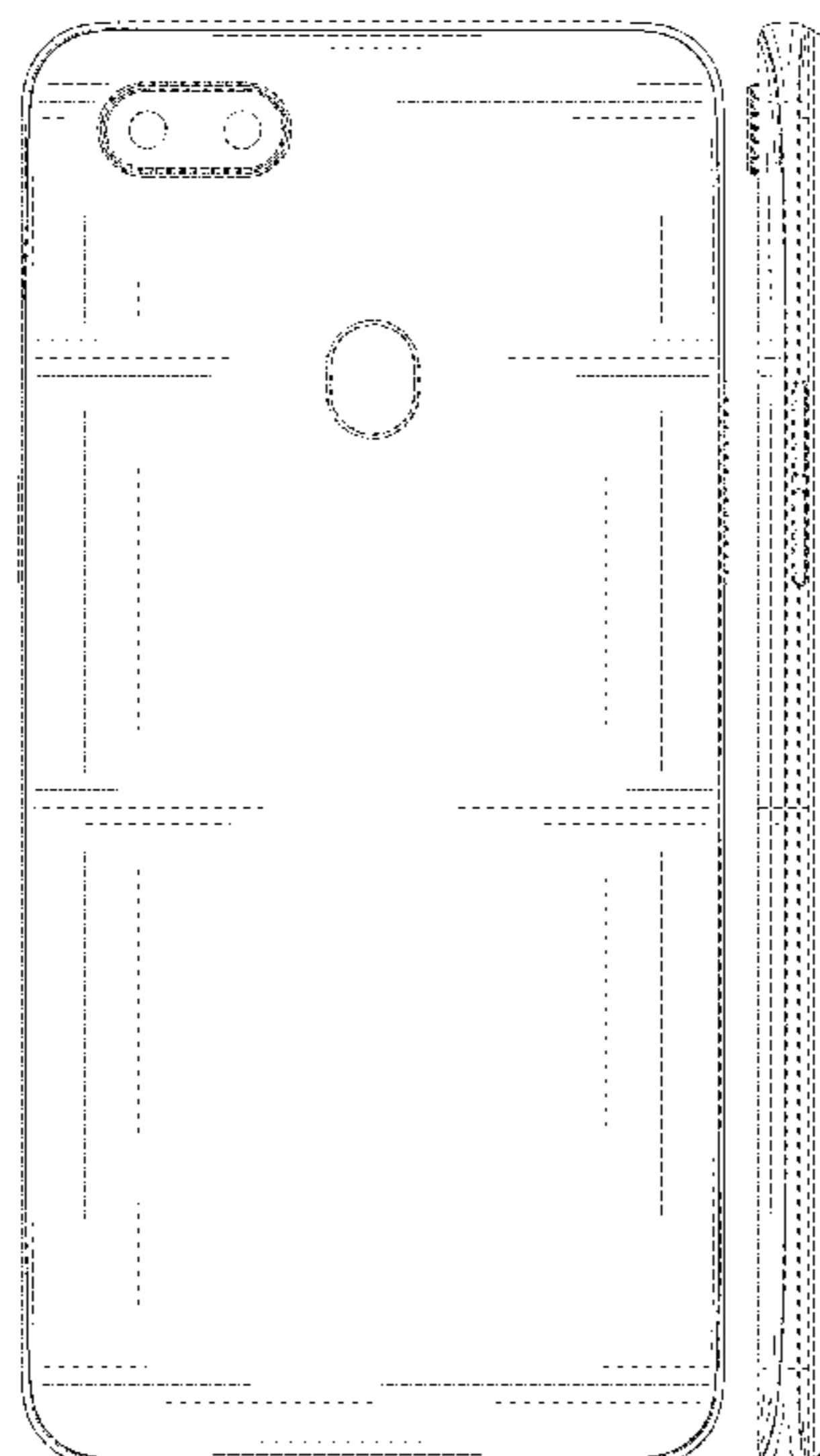
FIG. 7 is a top, front, and right perspective view of the mobile phone of FIG. 1; and,

FIG. 8 is a rear, bottom, and left perspective view of the mobile phone of FIG. 1.

The shade lines in the figures show contour and not surface ornamentation.

The broken lines in the figures show portions of the mobile phone and environment that form no part of the claimed design.

1 Claim, 6 Drawing Sheets



(56)

References Cited

U.S. PATENT DOCUMENTS

2019/0230260	A1 *	7/2019	Zhang	H04M 1/0264
2019/0230265	A1 *	7/2019	Zhang	G06F 1/1686
2019/0253533	A1 *	8/2019	Fan	G06F 1/1686
2019/0253540	A1 *	8/2019	Fan	H04M 1/0264
2019/0253542	A1 *	8/2019	Fan	H04M 1/0237
2019/0386696	A1 *	12/2019	Luo	H04M 1/0237

* cited by examiner




FIG. 1

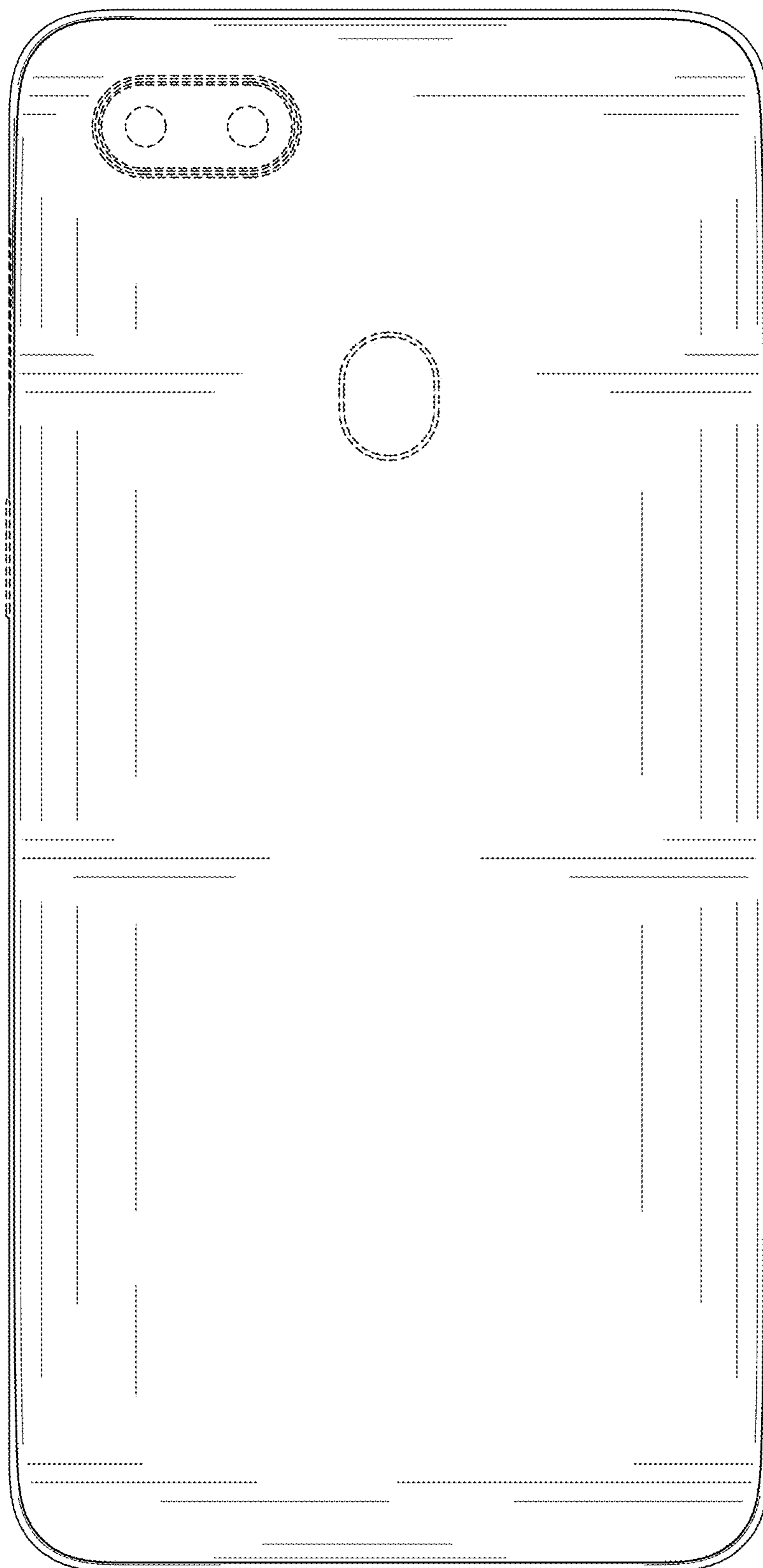


FIG. 2




FIG. 3

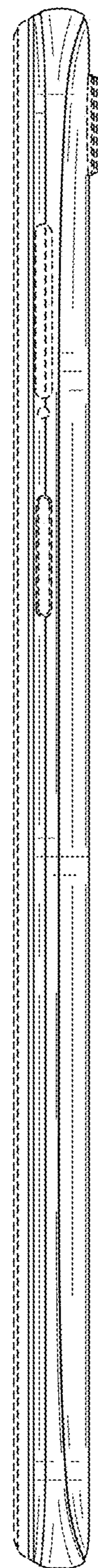


FIG. 4




FIG. 5

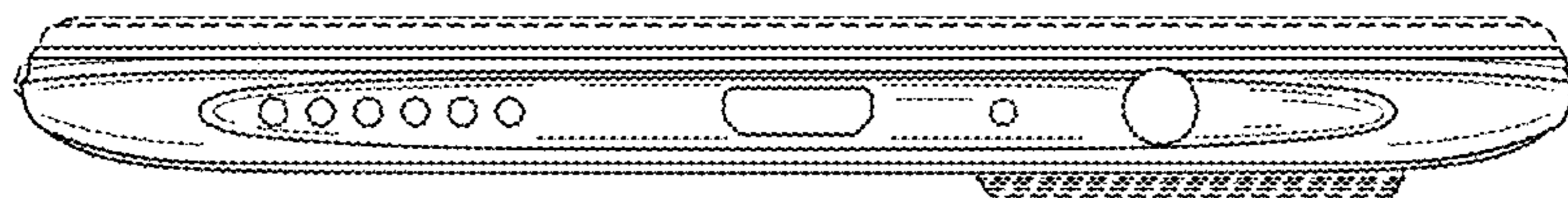


FIG. 6

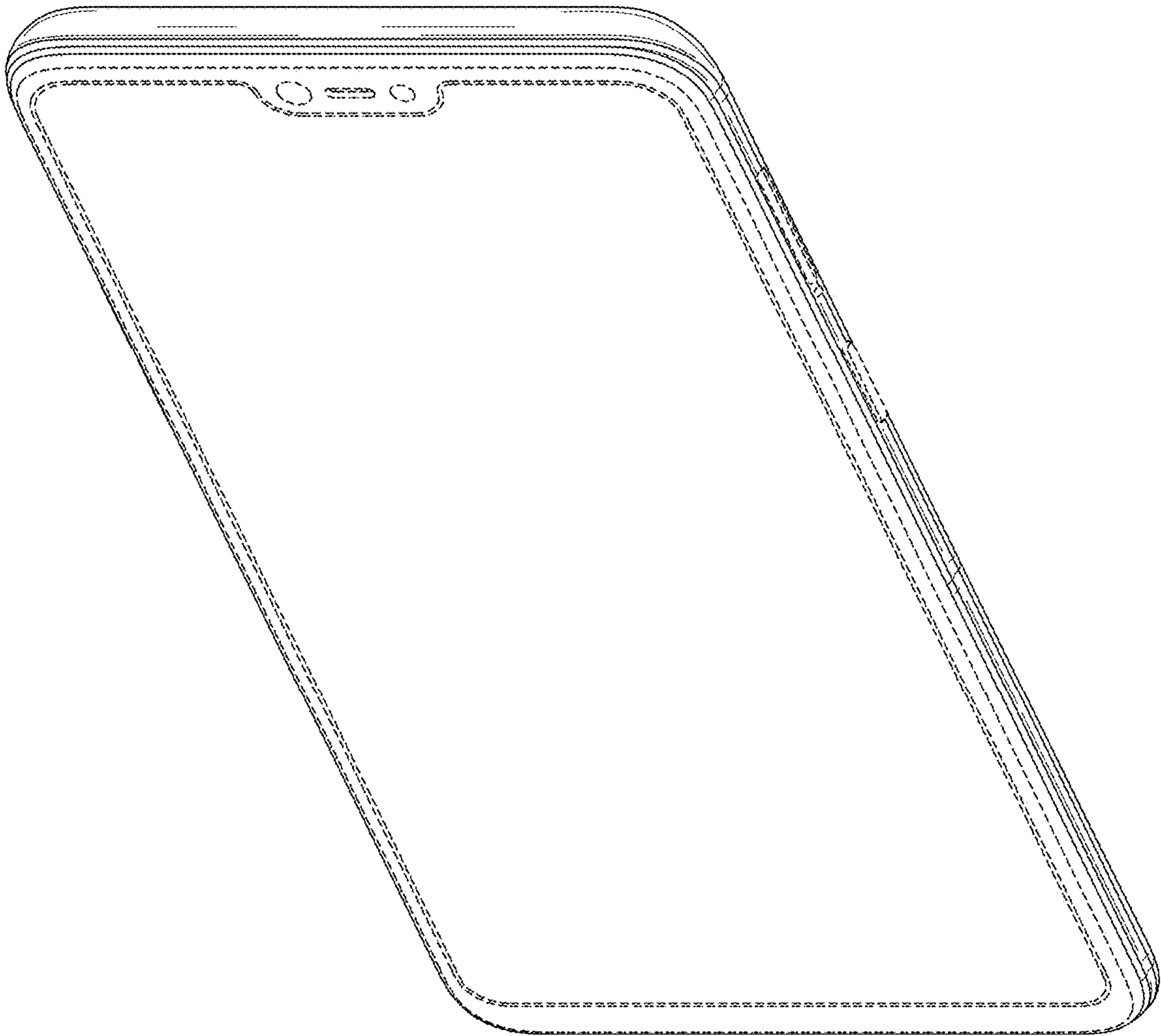


FIG. 7




FIG. 8