



US00D882543S

(12) **United States Design Patent**
Katopis

(10) **Patent No.:** **US D882,543 S**

(45) **Date of Patent:** **** Apr. 28, 2020**

(54) **SCRUNCHIE-STYLED HEADPHONE OR HEADSET FOR AN ELECTRONIC DEVICE**

(71) Applicant: **Chris Katopis**, Washington, DC (US)

(72) Inventor: **Chris J. Katopis**, Washington, DC (US)

(**) Term: **15 Years**

(21) Appl. No.: **29/635,247**

(22) Filed: **Jan. 30, 2018**

(51) **LOC (12) Cl.** **14-01**

(52) **U.S. Cl.**
USPC **D14/205; D14/223; D14/207; D28/41**

(58) **Field of Classification Search**
USPC D14/167, 168, 170–172, 188, 194–196, D14/204, 209.1, 210–216, 219, 221, 222, D14/224, 239, 496, 150, 154, 155, 158, D14/160, 225–229, 206, 207, 192; D21/513; D2/501, 870, 878, 875; D3/218; D28/41

CPC B60R 11/0217; G06F 1/1688; G10K 9/22; G10K 11/004; H03F 1/327; H04M 1/03; H04M 1/035; H04N 5/642; H04N 21/4852; H04R 1/02; H04R 1/06; H04R 1/021; H04R 1/025; H04R 1/026; H04R 1/028; H04R 1/105; H04R 1/323; H04R 1/403; H04R 1/2803; H04R 1/2834; H04R 5/02; H04R 7/20; H04R 9/06; H04R 9/025; H04R 2201/021; H04R 2400/00; H04R 2400/07; H04R 2499/11; H04R 2499/13; H04R 2499/15; H04R 1/04; H04R 1/08; H04R 1/326; H04R 1/406; H04R 17/02; H04R 19/00; H04R 19/04; H04R 29/004; H04R 2410/00; H04R 2410/01; H04R 2410/03; H04R 2410/05; H04R 2410/07; H04R 2420/07; H04S 3/00; H04S 7/30

See application file for complete search history.

(56) **References Cited**

U.S. PATENT DOCUMENTS

D282,020 S *	1/1986	Gwon	D14/192
D351,577 S *	10/1994	Dietz	74/551.9
5,413,126 A	5/1995	Revson	
D373,850 S	9/1996	Revson	
D384,790 S *	10/1997	Juergens	D14/192
D391,674 S	3/1998	Meehan	
D391,675 S	3/1998	Meehan	
D397,511 S	8/1998	Levine	
D407,528 S	3/1999	Goodman	
6,000,408 A *	12/1999	Maturaporn	A45D 8/34 132/273
D439,374 S	3/2001	Martin	
D443,954 S *	6/2001	Blum	D28/41
D449,134 S *	10/2001	Maturaporn	D28/41
D451,013 S	11/2001	Bridwell et al.	
D452,757 S	1/2002	Langford	

(Continued)

Primary Examiner — Keli L Hill

(57) **CLAIM**

The ornamental design for a scrunchie-style headphone or headset for an electronic device, as shown and described.

DESCRIPTION

FIG. 1 is a front elevated perspective view of a scrunchie-style headphone or headset for an electronic device, showing the new design;

FIG. 2 is a front view thereof;

FIG. 3 is a rear view thereof;

FIG. 4 is a side view thereof;

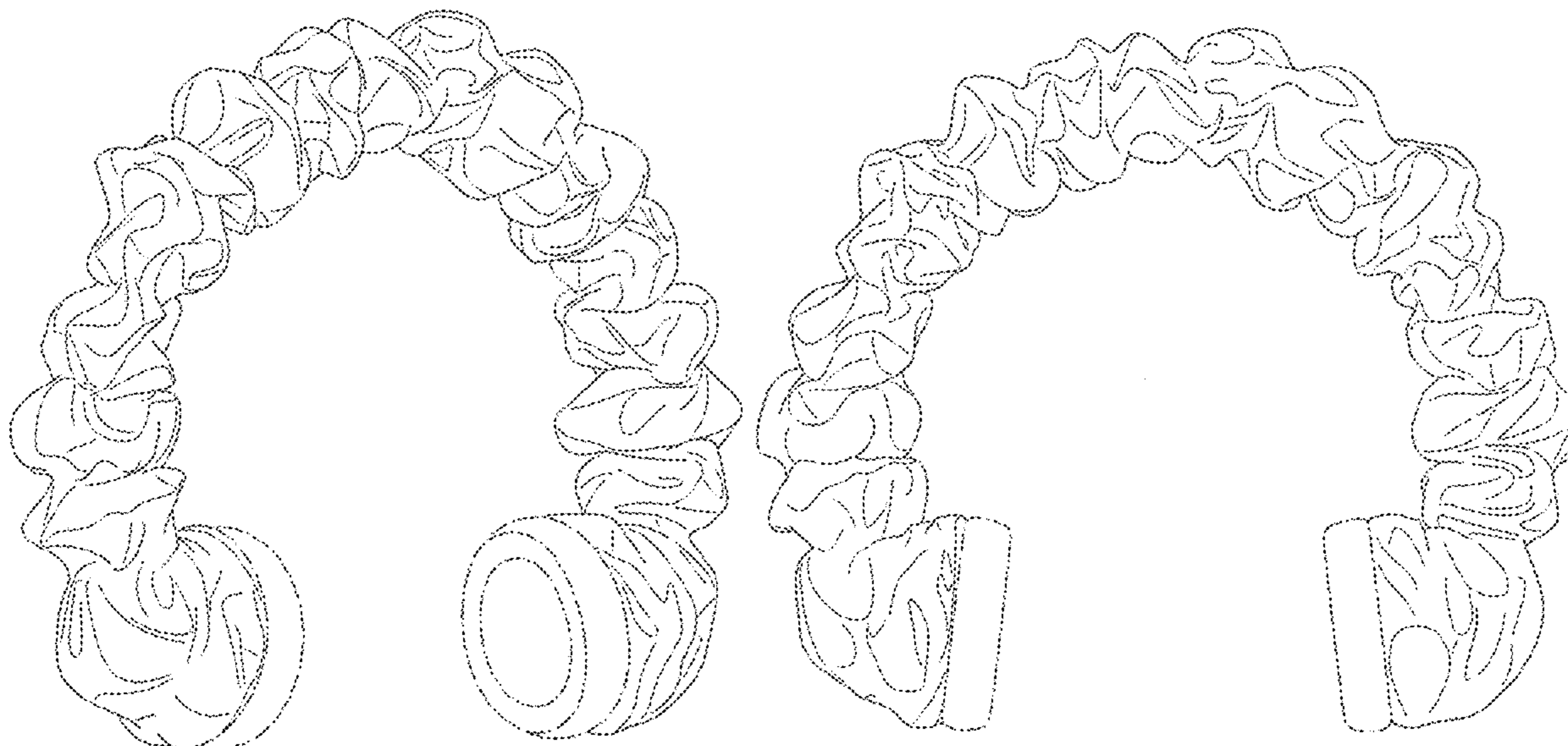
FIG. 5 is the opposite side view thereof;

FIG. 6 is a top view thereof; and,

FIG. 7 is a bottom view thereof.

The broken lines shown are included for the purpose of illustrating portions of the scrunchie style headphone or headset for electronic device that form no part of the claim.

1 Claim, 7 Drawing Sheets



(56)

References Cited

U.S. PATENT DOCUMENTS

D526,744 S	8/2006	Siilva	
D619,761 S	7/2010	Guerrero	
D745,214 S	12/2015	Haas	
D758,340 S	6/2016	Katopis	
D765,313 S	8/2016	Bernal et al.	
D807,321 S *	1/2018	Johnson	D14/205
D821,355 S *	6/2018	Stillings	D14/205
D870,066 S *	12/2019	Lundback	D14/205

* cited by examiner



FIG. 1

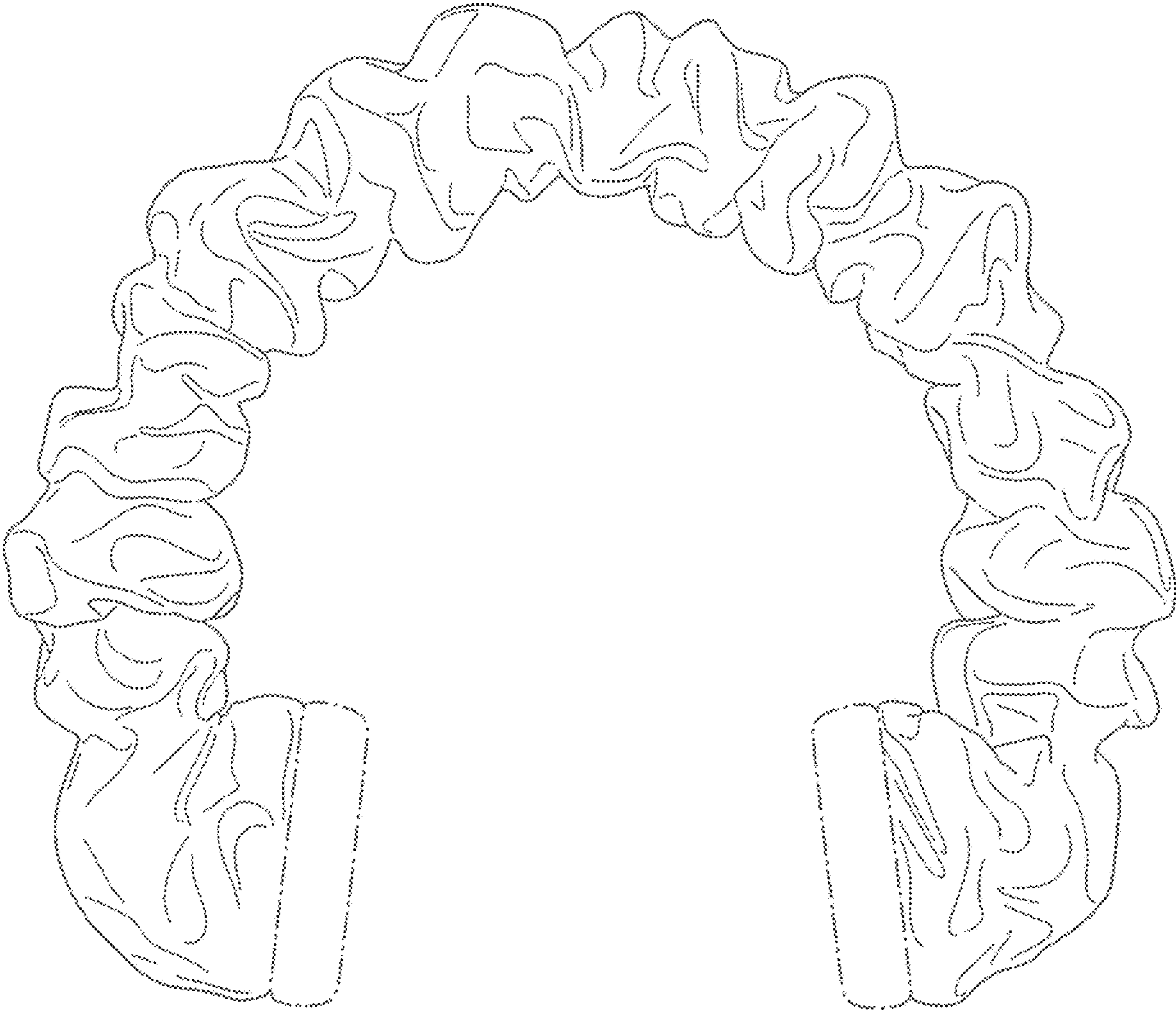


FIG. 2

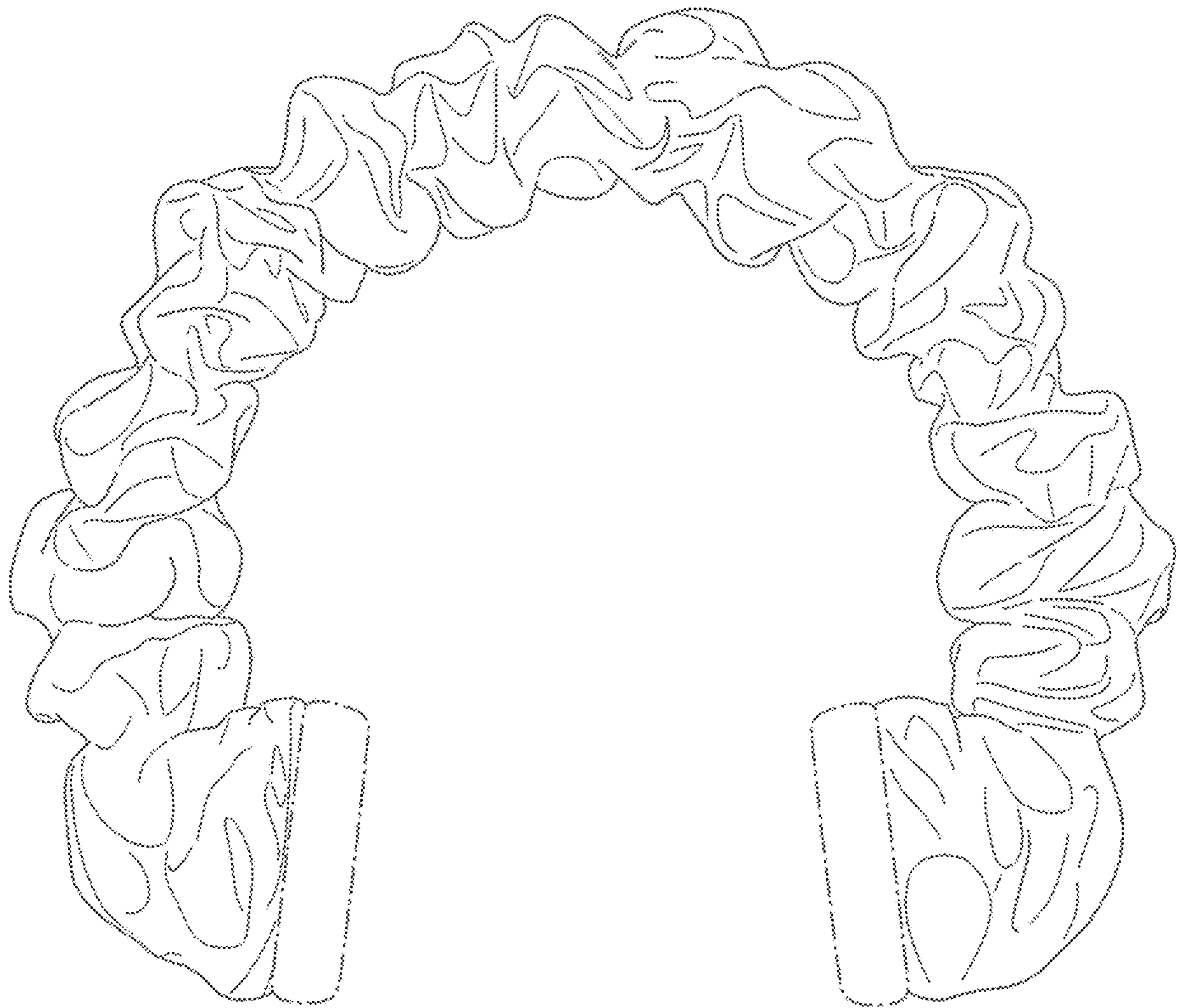


FIG. 3



FIG. 4



FIG. 5

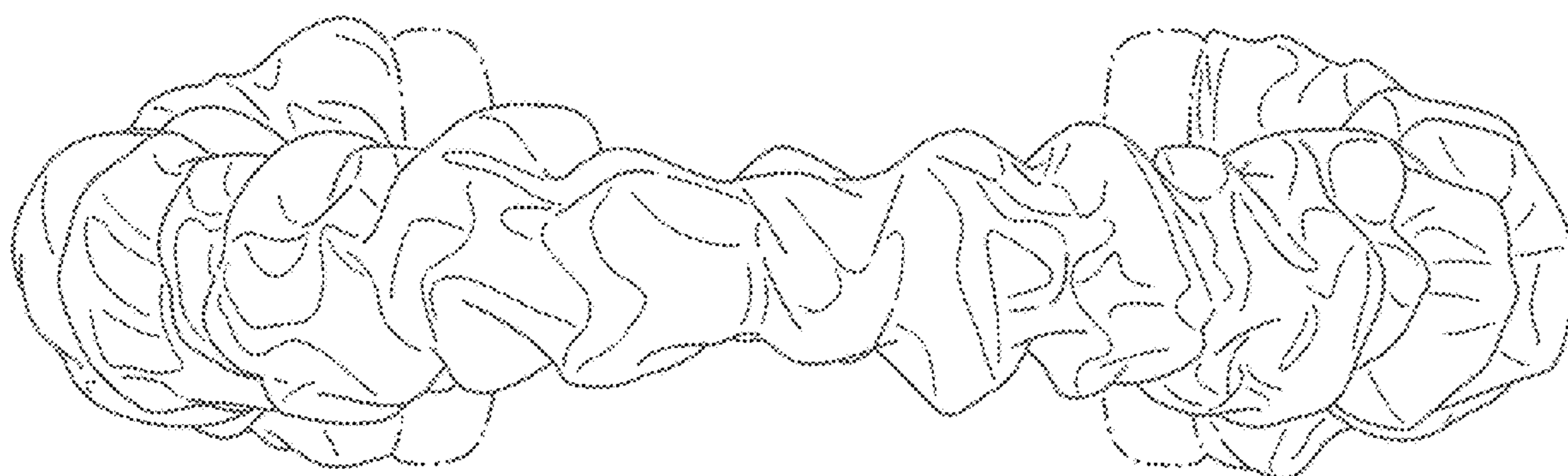


FIG. 6

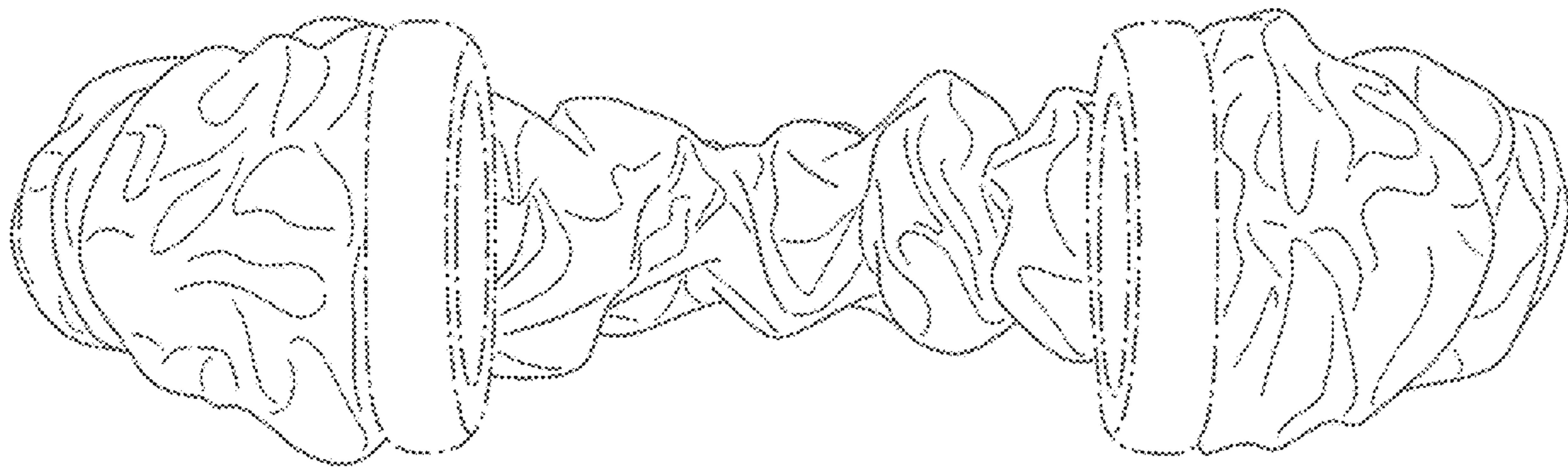


FIG. 7