



US00D882541S

(12) **United States Design Patent** (10) **Patent No.:** **US D882,541 S**  
**Xu** (45) **Date of Patent:** **\*\* Apr. 28, 2020**

(54) **MOBILE PHONE**  
(71) Applicant: **Shanghai Unihertz E-Commerce Co., Ltd.**, Shanghai (CN)  
(72) Inventor: **Yuan Xu**, Shanghai (CN)  
(73) Assignee: **SHANGHAI UNIHERTZ E-COMMERCE CO., LTD.**, Shanghai (CN)  
(\*\*) Term: **15 Years**  
(21) Appl. No.: **29/661,679**  
(22) Filed: **Aug. 29, 2018**  
(51) **LOC (12) Cl.** ..... **14-03**  
(52) **U.S. Cl.**  
USPC ..... **D14/138 G**  
(58) **Field of Classification Search**  
USPC ..... D14/138 G, 138 AD, 248, 138 AB, D14/138 AA  
CPC .... H04M 1/02; H04M 1/0279; H04M 1/0202; H04M 1/0283; H04M 1/0268  
See application file for complete search history.

D714,245 S \* 9/2014 Ji ..... D14/138 AD  
D731,479 S \* 6/2015 Lee ..... D14/138 G  
D775,099 S \* 12/2016 Higashide ..... D14/138 G  
D775,596 S \* 1/2017 Guo ..... D14/138 G  
D779,453 S \* 2/2017 Daniel ..... D14/138 G  
D780,149 S \* 2/2017 Daniel ..... D14/138 G  
D783,590 S \* 4/2017 Wu ..... D14/252  
D797,695 S \* 9/2017 Yoshihara ..... D14/138 G  
D818,984 S \* 5/2018 Hunt ..... D14/138 G  
D836,590 S \* 12/2018 Xu ..... D14/138 G  
D837,760 S \* 1/2019 Lee ..... D14/138 G  
D840,961 S \* 2/2019 Panosian ..... D14/138 G  
D858,476 S \* 9/2019 Higashide ..... D14/138 G  
D860,153 S \* 9/2019 Gillott ..... D14/138 G  
2013/0271922 A1 \* 10/2013 Wilson ..... H04M 1/185 361/724

\* cited by examiner

*Primary Examiner* — Bridget L Eland

(74) *Attorney, Agent, or Firm* — Leong C. Lei

(57) **CLAIM**

The ornamental design for a mobile phone, as shown and described.

**DESCRIPTION**


FIG. 1 is a perspective view of a mobile phone showing my new design;  
FIG. 2 is a front elevational view thereof;  
FIG. 3 is a rear elevational view thereof;  
FIG. 4 is a left side elevational view thereof;  
FIG. 5 is a right side elevational view thereof;  
FIG. 6 is a top plan view thereof;  
FIG. 7 is a bottom plan view thereof; and,  
FIG. 8 is a rear perspective view thereof.

**1 Claim, 7 Drawing Sheets**

(56) **References Cited**

U.S. PATENT DOCUMENTS

D654,462 S \* 2/2012 Nara ..... D14/138 G  
D657,763 S \* 4/2012 Kim ..... D14/138 AD  
D659,667 S \* 5/2012 Jung ..... D14/138 AD  
D685,754 S \* 7/2013 Palmer ..... D14/138 G  
D687,004 S \* 7/2013 Behling ..... D14/138 G  
D688,219 S \* 8/2013 Ikezu ..... D14/138 G  
D688,221 S \* 8/2013 Zuffo ..... D14/138 G






FIG. 1




FIG. 2




FIG. 3




FIG. 4




FIG. 5




FIG. 6




FIG. 7



FIG. 8