



US00D882508S

(12) **United States Design Patent**
Herbeuval et al.

(10) **Patent No.:** **US D882,508 S**
(45) **Date of Patent:** **** Apr. 28, 2020**

- (54) **TIRE**
- (71) Applicant: **The Goodyear Tire & Rubber Company, Akron, OH (US)**
- (72) Inventors: **Veronique Marie-Jose Herbeuval, Arlon (BE); Pascale de Briey-Terlinden, Attert (BE); Pierre Joseph Trine, Spa (BE)**
- (73) Assignee: **The Goodyear Tire & Rubber Company, Akron, OH (US)**
- (**) Term: **15 Years**
- (21) Appl. No.: **29/654,715**
- (22) Filed: **Jun. 27, 2018**
- (51) **LOC (12) Cl.** **12-15**
- (52) **U.S. Cl.**
USPC **D12/603; D12/584**
- (58) **Field of Classification Search**
USPC **D12/579, 584, 596, 597, 602, 603**
CPC .. **B60C 11/0306; B60C 11/0309; B60C 11/04**
See application file for complete search history.

(56) **References Cited**

U.S. PATENT DOCUMENTS

D335,841 S	5/1993	Caretta et al.	D12/146
D344,477 S	* 2/1994	Lardo	D12/597
D379,785 S	* 6/1997	Galante	D12/597
D380,711 S	* 7/1997	McKisson	D12/603
D384,615 S	10/1997	Lim et al.	D12/147
D386,728 S	11/1997	Jeong	D12/147
D416,218 S	11/1999	Lassan et al.	D12/147
D418,781 S	1/2000	Vinasse	D12/146
D419,500 S	1/2000	Edwards	D12/147
D429,478 S	8/2000	Heinen et al.	D12/147
D430,081 S	8/2000	Blankenship et al.	D12/147
D446,754 S	8/2001	Guspodin et al.	D12/147

D451,868 S	12/2001	Graas et al.	D12/147
D453,718 S	2/2002	Traulle	D12/147
D470,443 S	* 2/2003	Slingluff	D12/508
D472,873 S	4/2003	Douce	D12/560
D483,323 S	12/2003	Williams	D12/603
D484,457 S	12/2003	Kindig et al.	D12/603
D490,369 S	5/2004	Lassan et al.	D12/603

(Continued)

Primary Examiner — Robert M. Spear

(74) *Attorney, Agent, or Firm* — Robert N. Lipsik

(57) **CLAIM**

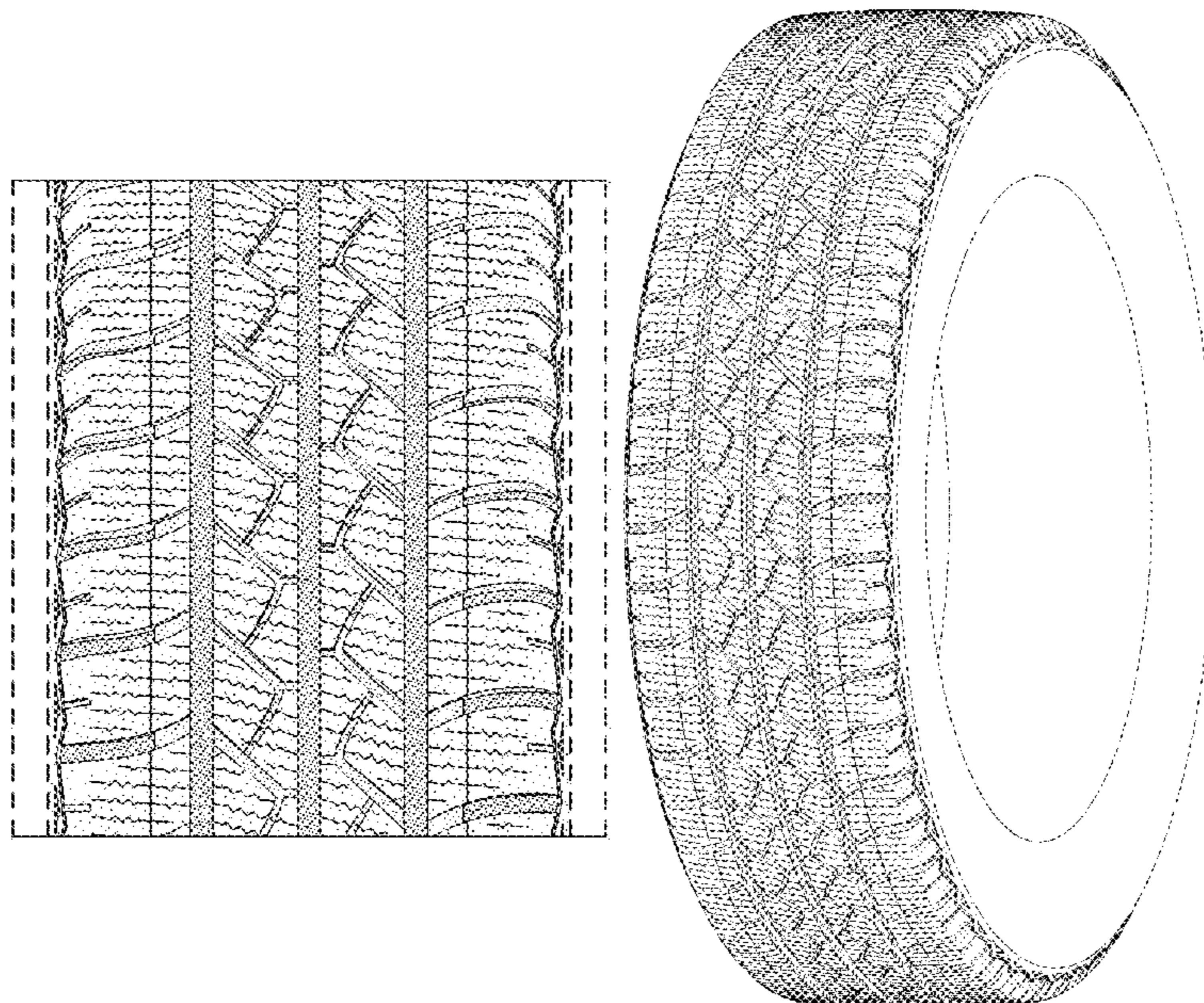
The ornamental Design for a tire, as shown and described.

DESCRIPTION

FIG. 1 is a perspective view of a tire showing our new design, it being understood that the pattern repeats uniformly throughout the circumference of the tread;
 FIG. 2 is a front elevational view thereof;
 FIG. 3 is a right side elevational view thereof; the left side elevational view being identical thereto;
 FIG. 4 is an enlarged fragmentary front elevational view thereof;
 FIG. 5 is a perspective view of a second embodiment of a tire showing our new design, it being understood that the interior of the tire forms no part of the claim, that the pattern repeats uniformly throughout the circumference of the tread and that the opposite side view is identical thereto; and,
 FIG. 6 is a front elevational view of a second embodiment, it being understood that an enlarged fragmentary view thereof would be substantially identical to that shown in FIG. 4, with the exception of the inclusion of the sidewall in the claim.

In the drawings, the broken lines immediately adjacent to the outer edges of the tire shoulder represent boundaries of the claim, and the broken lines depict environmental subject matter only and form no part of the claimed design.

1 Claim, 6 Drawing Sheets



(56)

References Cited

U.S. PATENT DOCUMENTS

D505,112 S	5/2005	Heinen et al.	D12/567
D579,861 S	11/2008	Haas et al.	D12/553
D586,728 S	2/2009	Heinen et al.	D12/547
D592,588 S	5/2009	Heinen et al.	D12/564
D597,475 S	8/2009	Heinen et al.	D12/553
D597,476 S	8/2009	de Briey-Terlinden	D12/553
D600,195 S	9/2009	Fontaine et al.	D12/564
D601,946 S	10/2009	Fontaine et al.	D12/553
D610,964 S	3/2010	Dixon et al.	D12/552
D610,973 S	3/2010	Dixon et al.	D12/600
D635,912 S	4/2011	Knispel	D12/564
D638,350 S	5/2011	Knispel	D12/564
D640,184 S	6/2011	de Briey-Terlinden	D12/553
D641,305 S	7/2011	de Briey-Terlinden	D12/547
D686,567 S	7/2013	Fu	D12/600
D694,172 S	11/2013	Takei	D12/553
D720,685 S	1/2015	Fontaine et al.	D12/565
D721,638 S	1/2015	Knispel	D12/564
D722,554 S	2/2015	Knispel et al.	D12/564
D726,104 S *	4/2015	Scheifele	D12/603
D749,497 S	2/2016	Lamb	D12/601
D754,058 S	4/2016	Caron et al.	D12/563
D788,024 S *	5/2017	Chen	D12/584
D799,412 S *	10/2017	Herbeuval	D12/603
D819,559 S *	6/2018	de Briey-Terlinden	D12/603

* cited by examiner

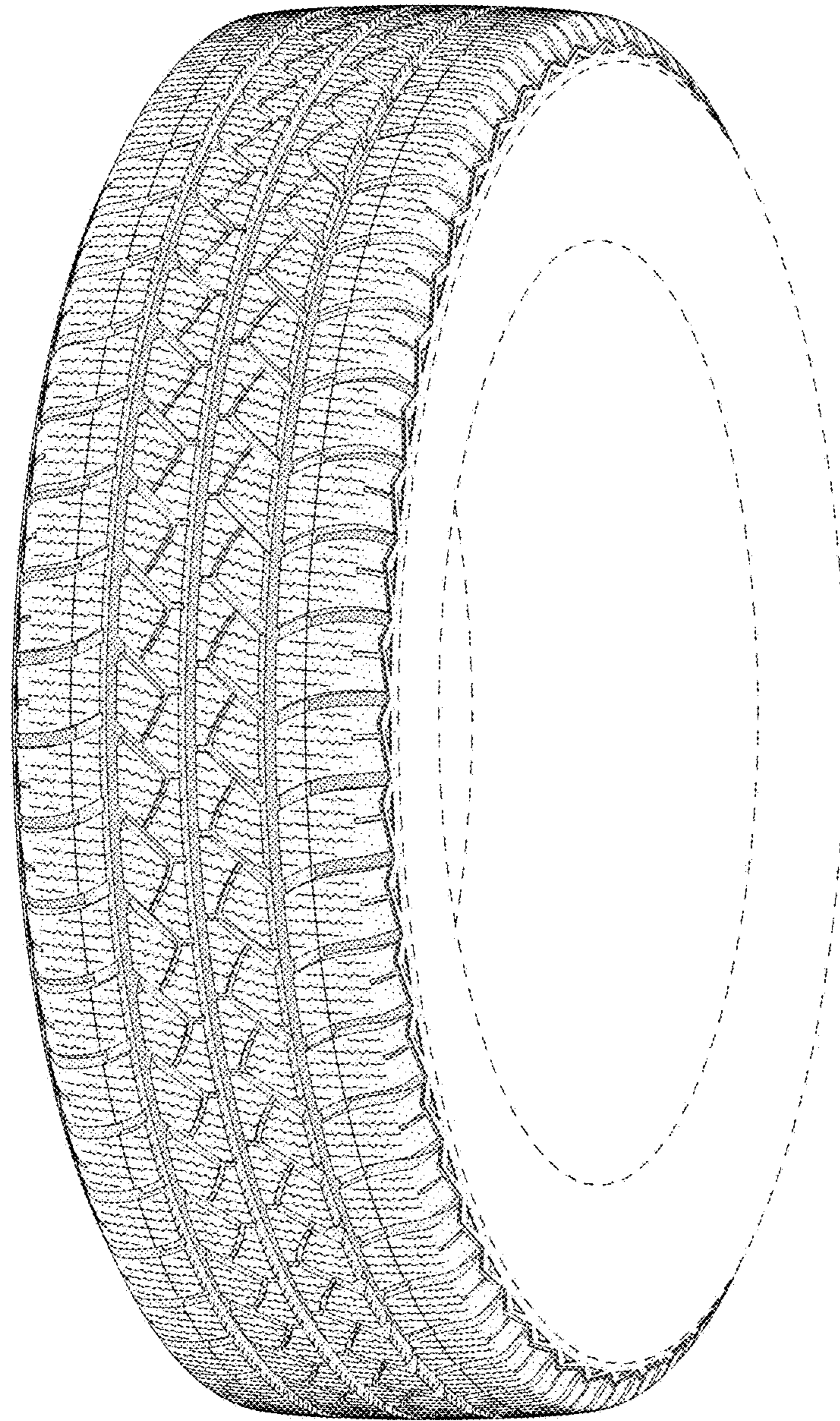


FIG - 1

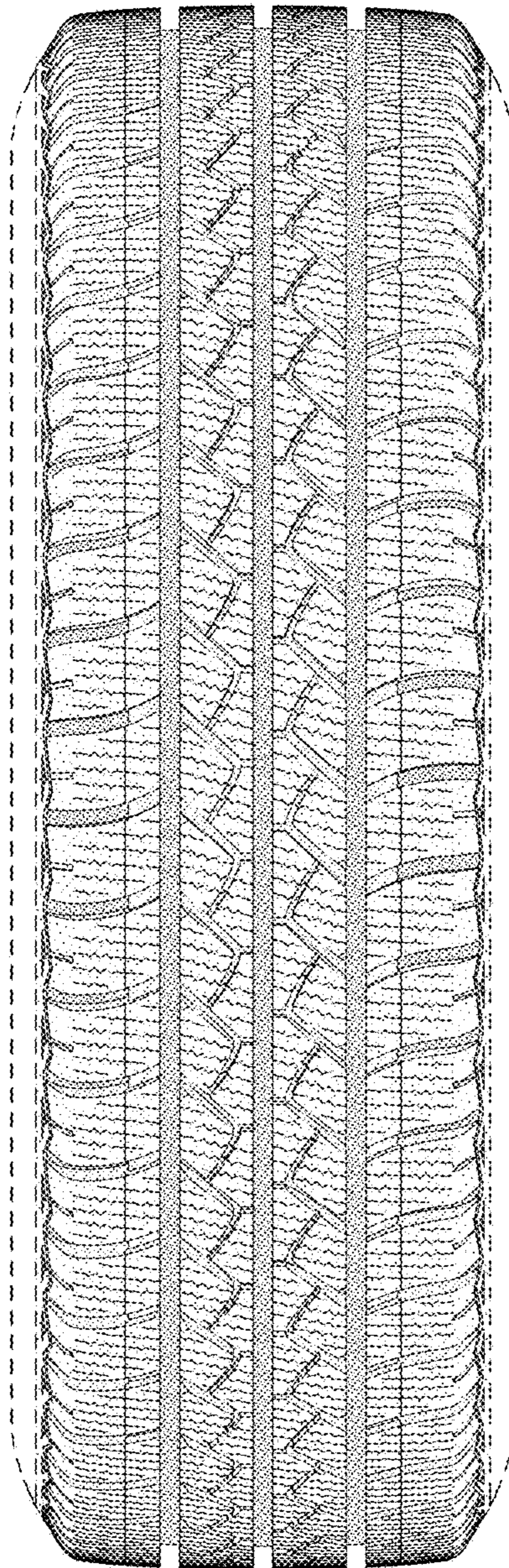


FIG - 2

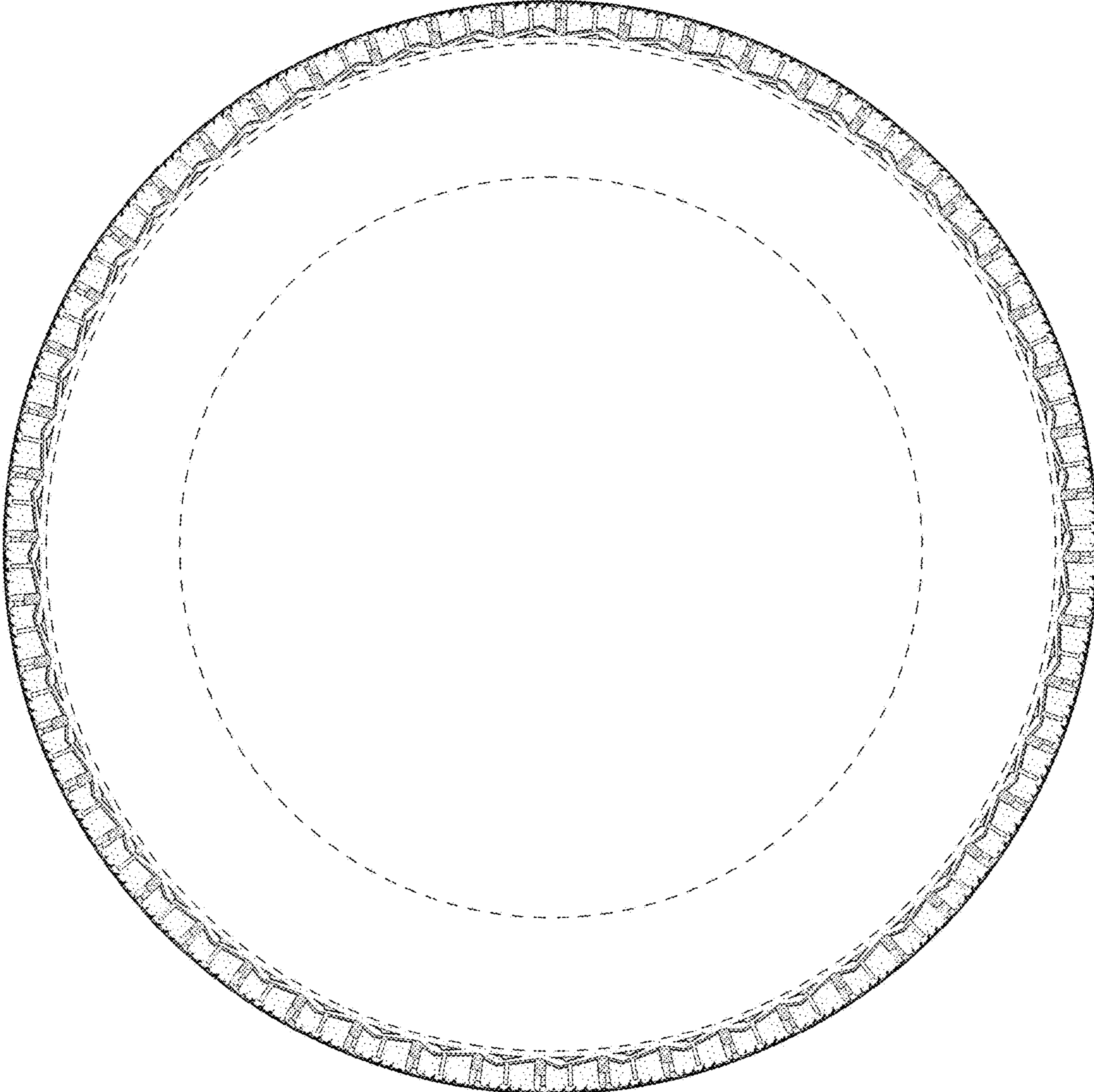


FIG - 3

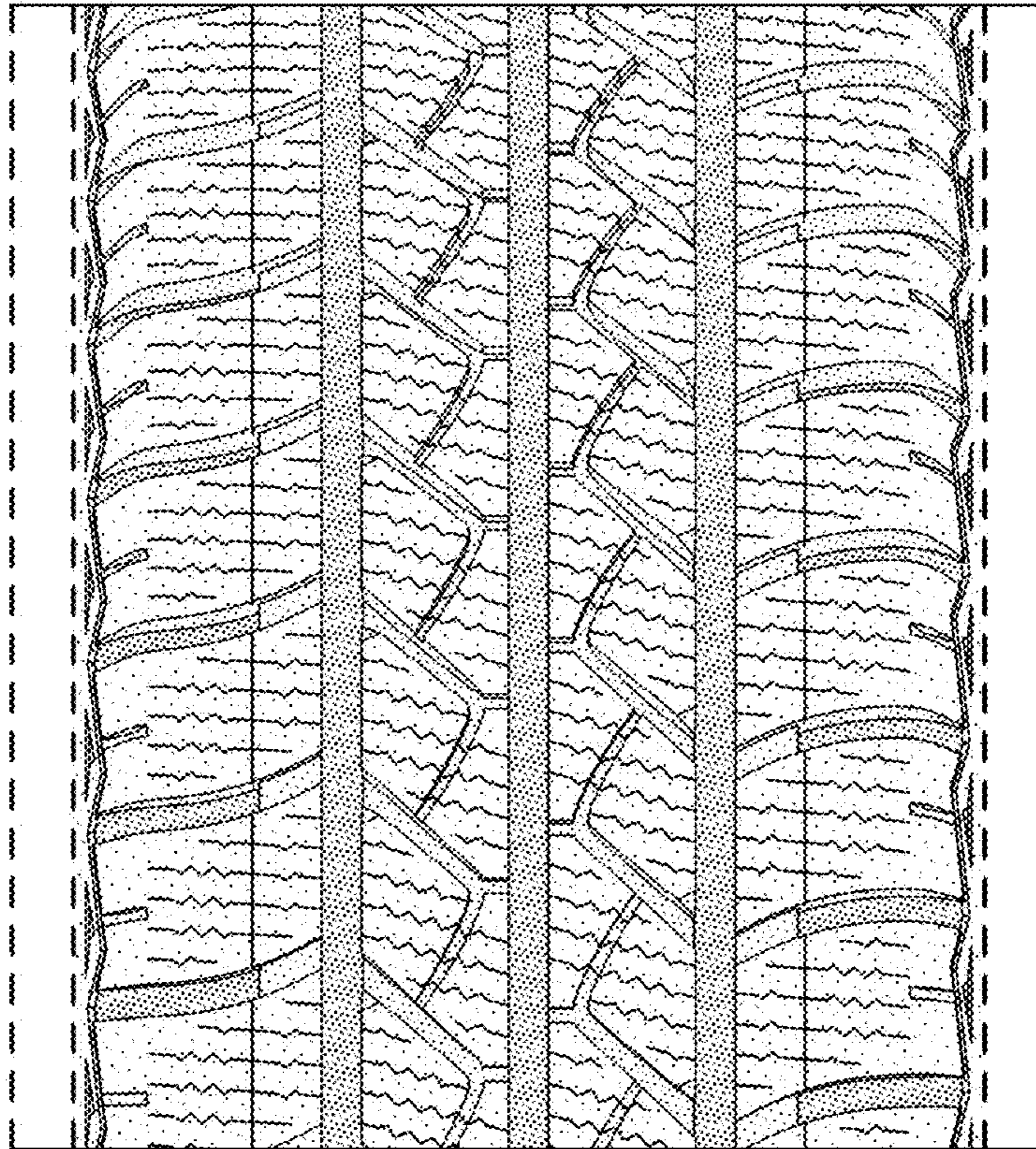


FIG - 4

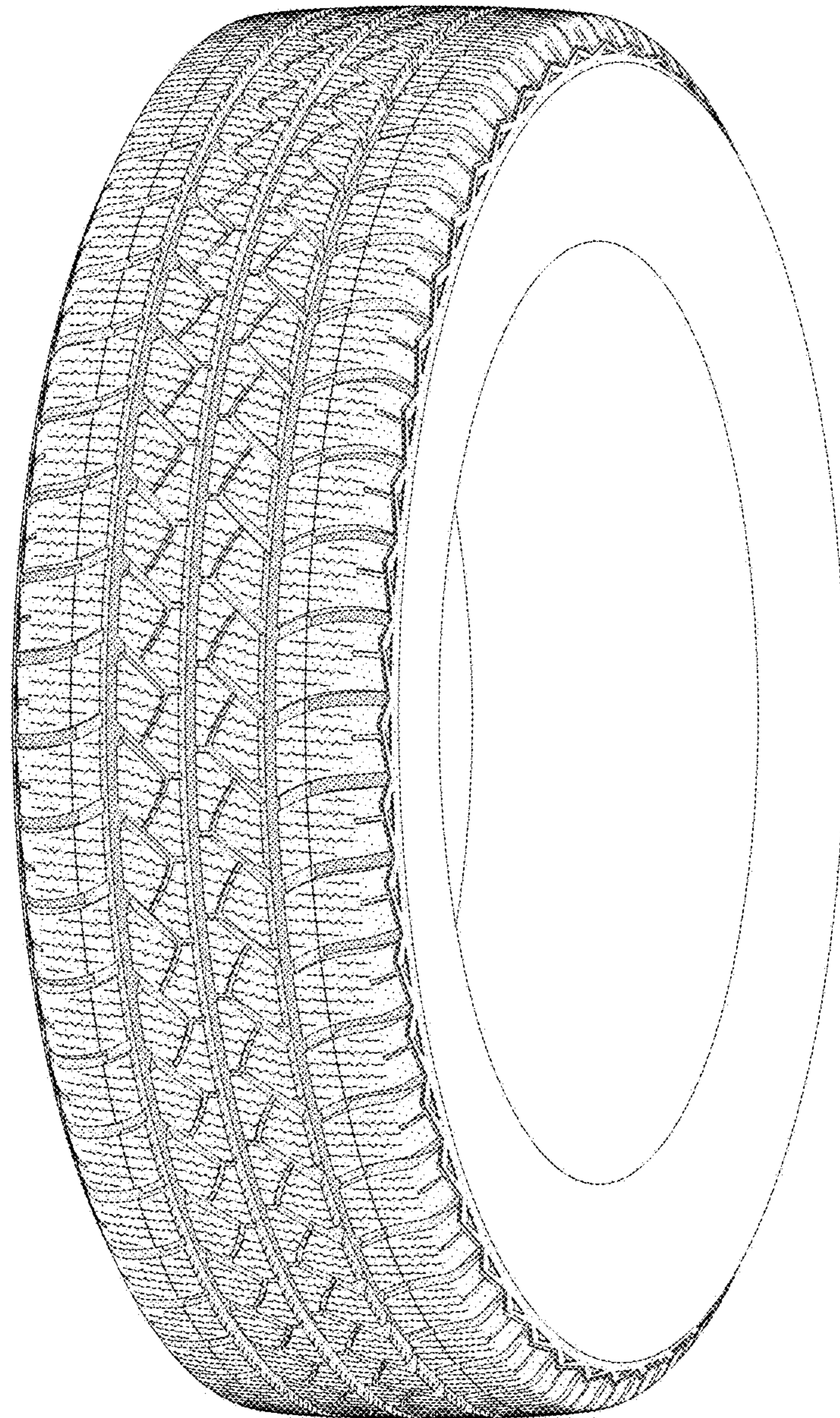


FIG - 5

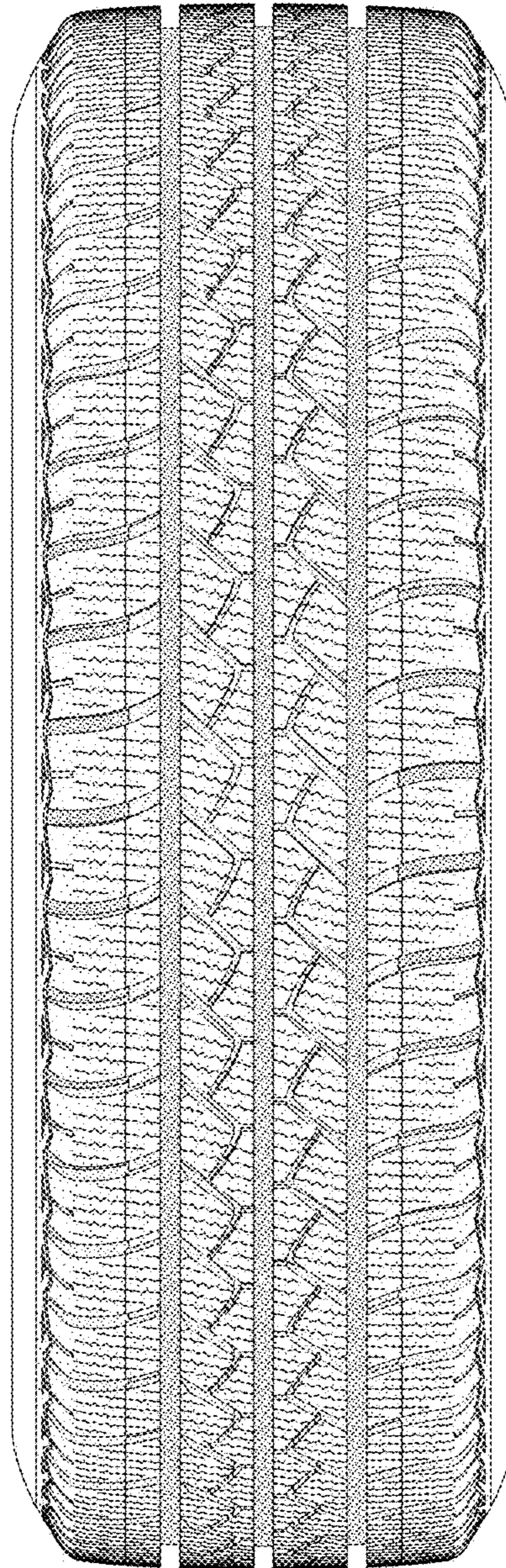


FIG - 6