US00D882507S

(12) United States Design Patent

Fox

(10) Patent No.: US D882,507 S
(45) Date of Patent: ** Apr. 28, 2020

(54) **TIRE**

(71) Applicant: **The Goodyear Tire & Rubber Company**, Akron, OH (US)

(72) Inventor: **Shaun Patrick Fox**, Medina, OH (US)

(73) Assignee: **The Goodyear Tire & Rubber Company**, Akron, OH (US)

(**) Term: **15 Years**

(21) Appl. No.: **29/662,333**

(22) Filed: **Sep. 5, 2018**

(51) **LOC (12) Cl.** **12-15**

(52) **U.S. Cl.**
USPC **D12/602**

(58) **Field of Classification Search**
USPC D12/579, 596, 597, 602, 603
CPC .. B60C 11/0306; B60C 11/0309; B60C 11/04
See application file for complete search history.

(56) **References Cited**

U.S. PATENT DOCUMENTS

D287,840 S		1/1987	Ono	D12/147
D340,896 S	*	11/1993	Kernen	D12/603
D368,690 S		4/1996	Heinen et al.	D12/147
D382,521 S		8/1997	Consolacion et al.	D12/147
D385,832 S		11/1997	Lim et al.	D12/146
D387,311 S		12/1997	Park et al.	D12/147
D389,102 S	*	1/1998	Gillard	D12/596
D405,736 S	*	2/1999	Brightwell	D12/602
D405,740 S		2/1999	Heinen et al.	D12/147
D413,286 S		8/1999	Umstot et al.	D12/147
D415,982 S		11/1999	Consolacion et al.	D12/147
D418,459 S		1/2000	Graas et al.	D12/147
D418,785 S		1/2000	Lovell et al.	D12/147
D432,467 S		10/2000	Guspodin et al.	D12/147
D445,733 S		7/2001	Guspodin et al.	D12/147
D453,919 S		2/2002	Mast et al.	D12/528
D458,588 S	*	6/2002	Welbes	D12/603
D469,396 S		1/2003	Hutson et al.	D12/520

(Continued)

OTHER PUBLICATIONS

Design U.S. Appl. No. 29/593,764, filed Feb. 13, 2018, to issue to D. 828,289 on Sep. 11, 2018; Goodyear.

Primary Examiner — Robert M. Spear
(74) *Attorney, Agent, or Firm* — Robert N. Lipcsik

(57) **CLAIM**

The ornamental design for a tire, as shown and described.

DESCRIPTION

FIG. **1** is a perspective view of a tire showing my new design, it being understood that the pattern repeats uniformly throughout the circumference of the tread;
FIG. **2** is a front elevational view thereof;
FIG. **3** is a right side elevational view thereof; the left side elevational view being identical thereto;
FIG. **4** is an enlarged fragmentary front elevational view thereof;
FIG. **5** is a perspective view of a second embodiment of a tire showing our new design, it being understood that the interior of the tire forms no part of the claim, that the pattern repeats uniformly throughout the circumference of the tread and that the opposite side view is identical thereto; and,
FIG. **6** is a front elevational view of a second embodiment, it being understood that an enlarged fragmentary view thereof would be substantially identical to that shown in FIG. **4**, with the exception of the inclusion of the sidewall in the claim.
In the drawings, the broken lines immediately adjacent to the outer edges of the tire shoulder represent boundaries of the claim, and the broken lines depict environmental subject matter only and form no part of the claimed design.

1 Claim, 6 Drawing Sheets

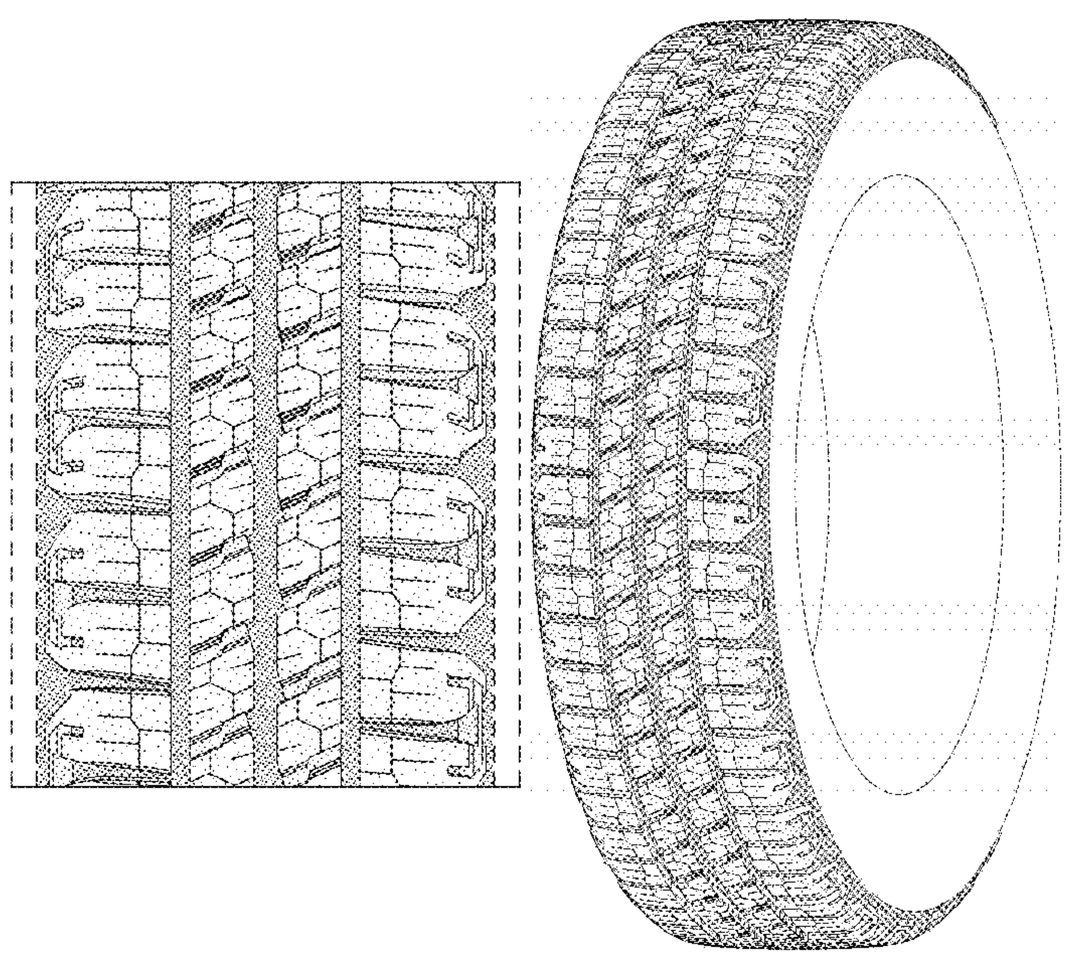

(56) **References Cited**

U.S. PATENT DOCUMENTS

D484,457	S		12/2003	Kindig et al.	D12/603
D485,233	S	*	1/2004	Kindig	D12/603
D490,365	S		5/2004	Kindig et al.	D12/601
D490,366	S		5/2004	Kindig et al.	D12/601
D500,732	S		1/2005	Lo	D12/588
D528,069	S		9/2006	Maxwell et al.	D12/601
D553,559	S		10/2007	Irie et al.	D12/603
D554,056	S		10/2007	Allison et al.	D12/601
D591,228	S		4/2009	Seibert et al.	D12/602
D597,474	S		8/2009	Yamakawa et al.	D12/519
D600,635	S		9/2009	Finnell et al.	D12/601
D642,975	S		8/2011	Givens et al.	D12/601
D644,592	S		9/2011	Grabo et al.	D12/519
D651,558	S		1/2012	Youn	D12/588
D659,075	S		5/2012	Harvey et al.	D12/521
D662,463	S		6/2012	Youn	D12/601
D669,421	S		10/2012	Stuckey et al.	D12/588
D670,237	S		11/2012	Maxwell et al.	D12/601
D733,642	S		7/2015	Oberlin et al.	D12/601
D733,643	S		7/2015	Oberlin et al.	D12/601
D737,757	S		9/2015	Oberlin et al.	D12/601
D741,252	S	*	10/2015	Wakishima	D12/584
D779,422	S	*	2/2017	Bortolet	D12/602
D782,965	S	*	4/2017	Fontaine	D12/584
D782,969	S	*	4/2017	Davis	D12/597
D784,914	S	*	4/2017	Fontaine	D12/584
D797,656	S		9/2017	Umstot	D12/603
D861,584	S	*	10/2019	Pribula	D12/594
D867,274	S	*	11/2019	Roberts	D12/597

* cited by examiner

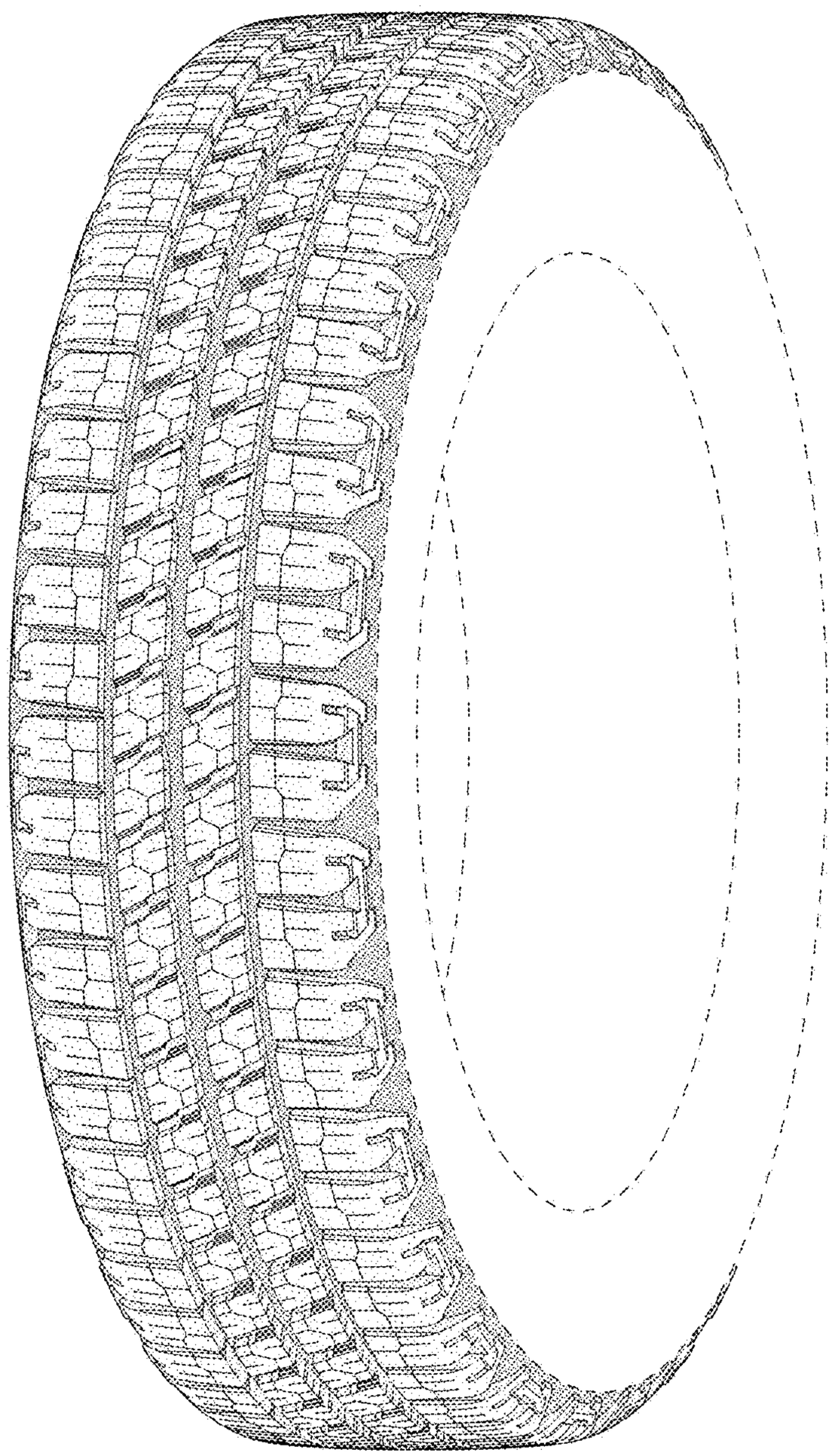

FIG - 1

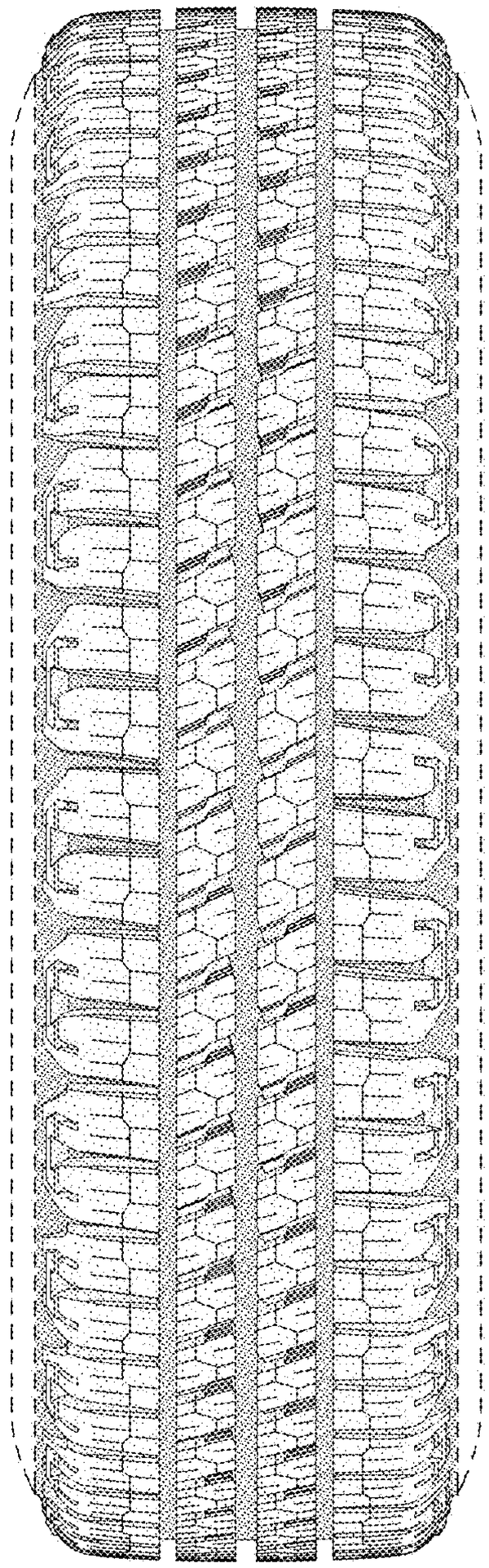

FIG - 2



FIG - 3

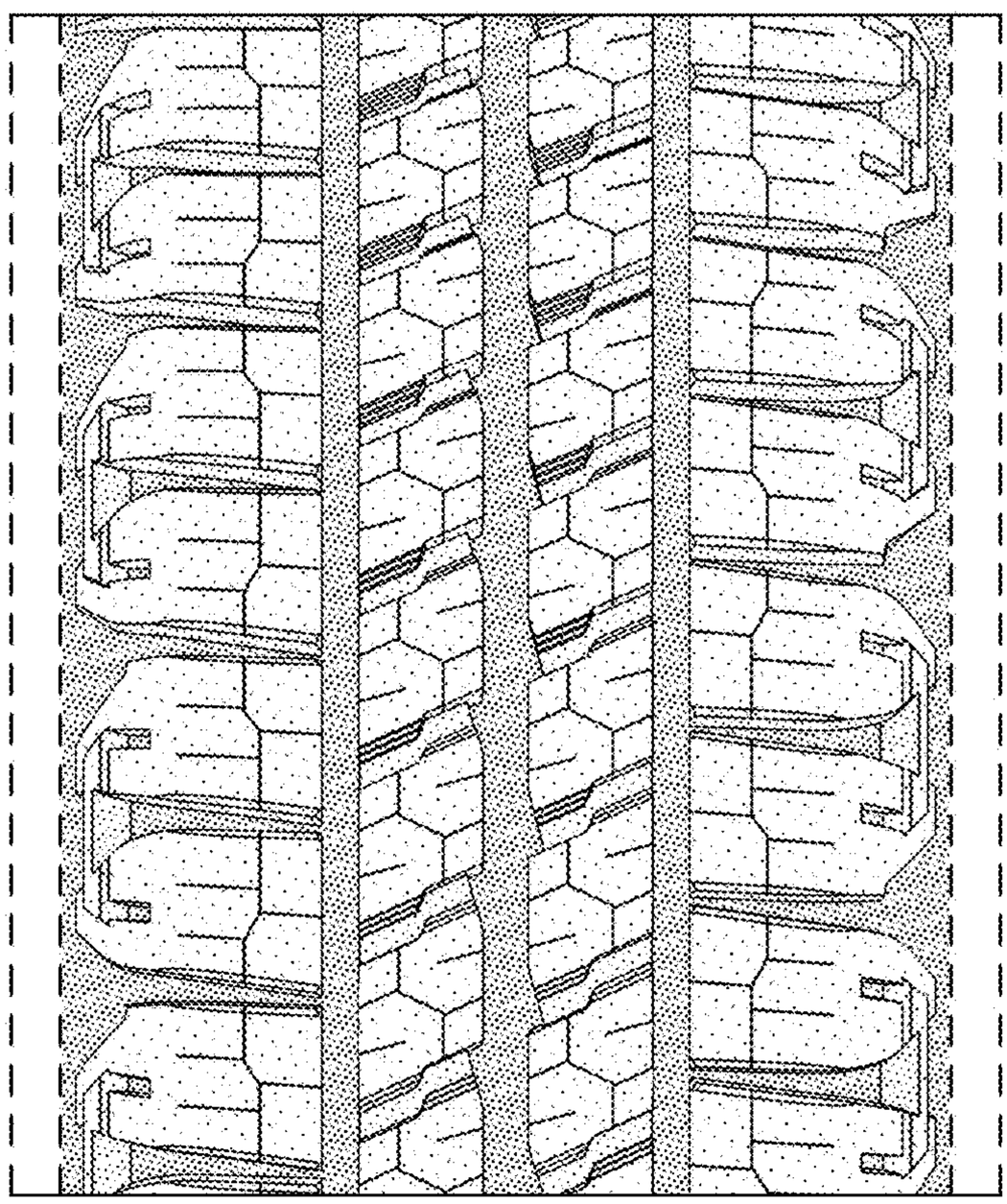

FIG - 4

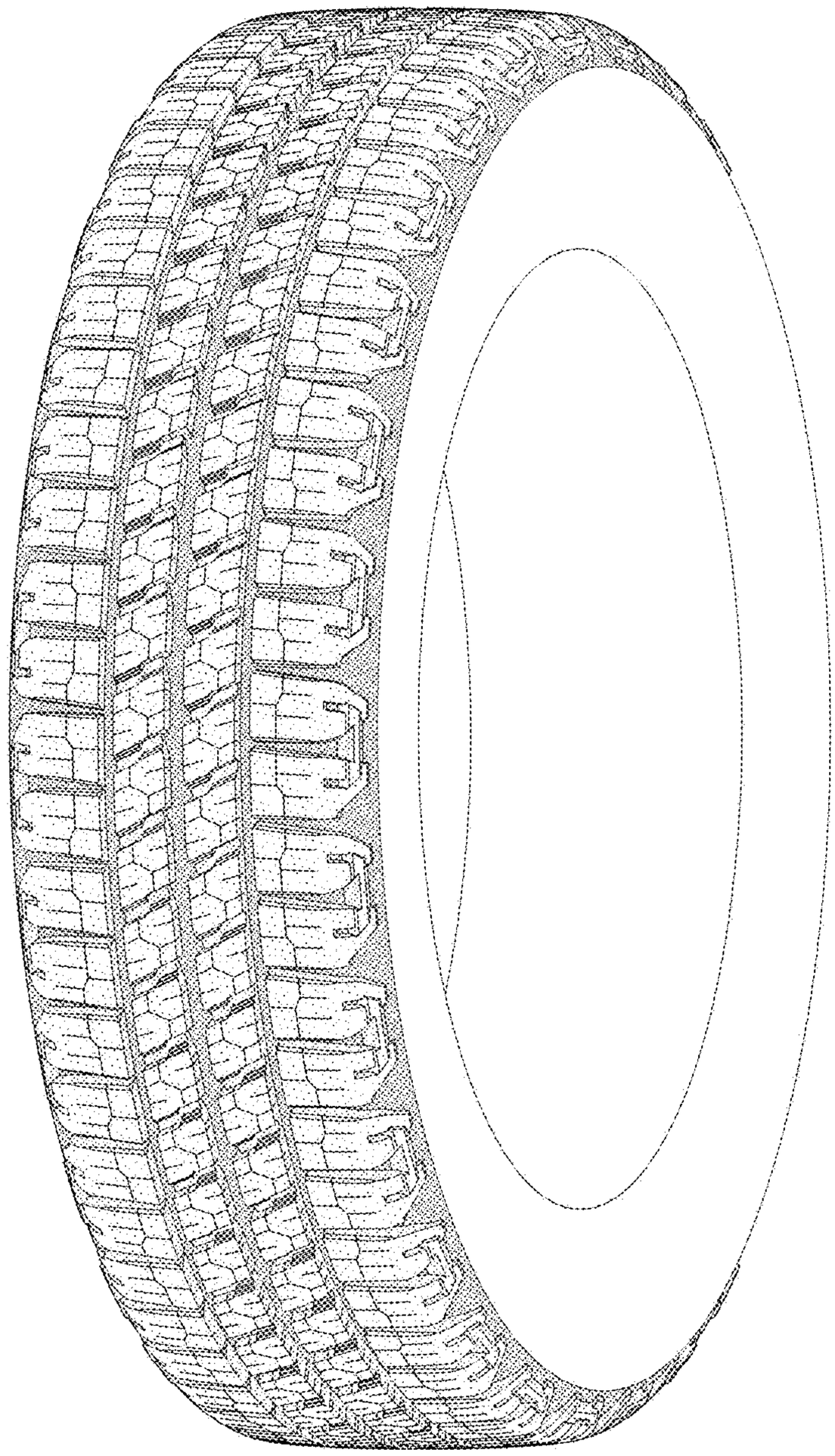

FIG - 5

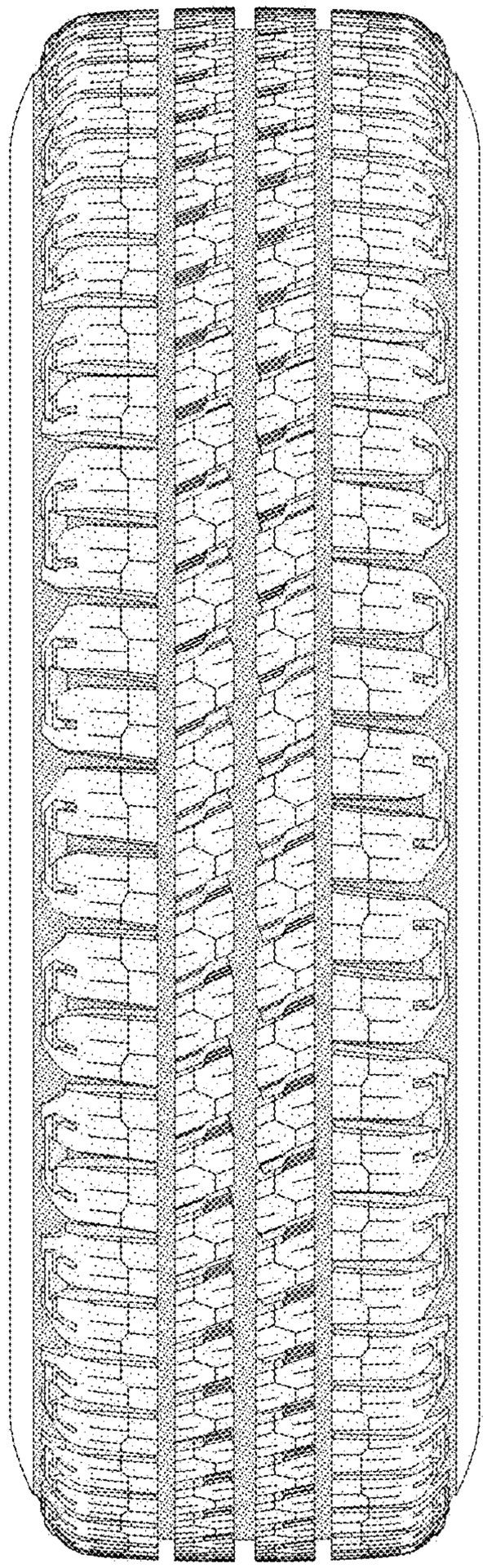

FIG - 6