



US00D882504S

(12) **United States Design Patent**  
**Iwata**

(10) **Patent No.:** **US D882,504 S**

(45) **Date of Patent:** **\*\* Apr. 28, 2020**

(54) **TIRE FOR AUTOMOBILE**

(71) Applicant: **SUMITOMO RUBBER INDUSTRIES, LTD.**, Kobe-shi, Hyogo (JP)

(72) Inventor: **Yasutaka Iwata**, Kobe (JP)

(73) Assignee: **SUMITOMO RUBBER INDUSTRIES, LTD.**, Kobe-Shi, Hyogo (JP)

(\*\*) Term: **15 Years**

(21) Appl. No.: **29/668,823**

(22) Filed: **Nov. 2, 2018**

(51) **LOC (12) Cl.** ..... **12-15**

(52) **U.S. Cl.**  
USPC ..... **D12/600**

(58) **Field of Classification Search**  
USPC ..... D12/579, 586, 587, 588, 589, 590, 591, D12/600, 601, 900

CPC ..... B60C 11/032; B60C 11/0388  
See application file for complete search history.

(56) **References Cited**

**U.S. PATENT DOCUMENTS**

D682,190 S *	5/2013	Uphouse	.....	B60C 11/1307
				D12/600
D729,155 S *	5/2015	Jacobs	.....	D12/600
D732,467 S *	6/2015	Schimmoller	.....	D12/600
D736,145 S *	8/2015	Jacobs	.....	D12/594
D754,592 S *	4/2016	Tian	.....	D12/600

D772,796 S *	11/2016	Jacobs	.....	D12/600
D783,517 S *	4/2017	Kuwano	.....	D12/600
D784,250 S *	4/2017	Kuwano	.....	D12/600
D786,186 S *	5/2017	Kuwano	.....	D12/600
D791,690 S *	7/2017	Ishigaki	.....	D12/594
D820,777 S *	6/2018	Robbins	.....	D12/600
D821,966 S *	7/2018	Ninomiya	.....	D12/600
D841,568 S *	2/2019	Wada	.....	D12/579
D843,927 S *	3/2019	Canankamp	.....	D12/600
2014/0360641 A1 *	12/2014	Jacobs	.....	B60C 11/1307
				152/209.21

\* cited by examiner

*Primary Examiner* — Robert M. Spear

(74) *Attorney, Agent, or Firm* — Birch, Stewart, Kolasch & Birch, LLP

(57) **CLAIM**

The ornamental design for a tire for automobile, as shown and described.

**DESCRIPTION**

FIG. 1 is a front perspective view of a tire for automobile showing my new design;  
FIG. 2 is a front view thereof;  
FIG. 3 is a left side view thereof;  
FIG. 4 is a rear view thereof;  
FIG. 5 is a right side view thereof;  
FIG. 6 is a bottom view thereof;  
FIG. 7 is a top view thereof; and,  
FIG. 8 is a partial enlarged view of FIG. 2.

**1 Claim, 8 Drawing Sheets**

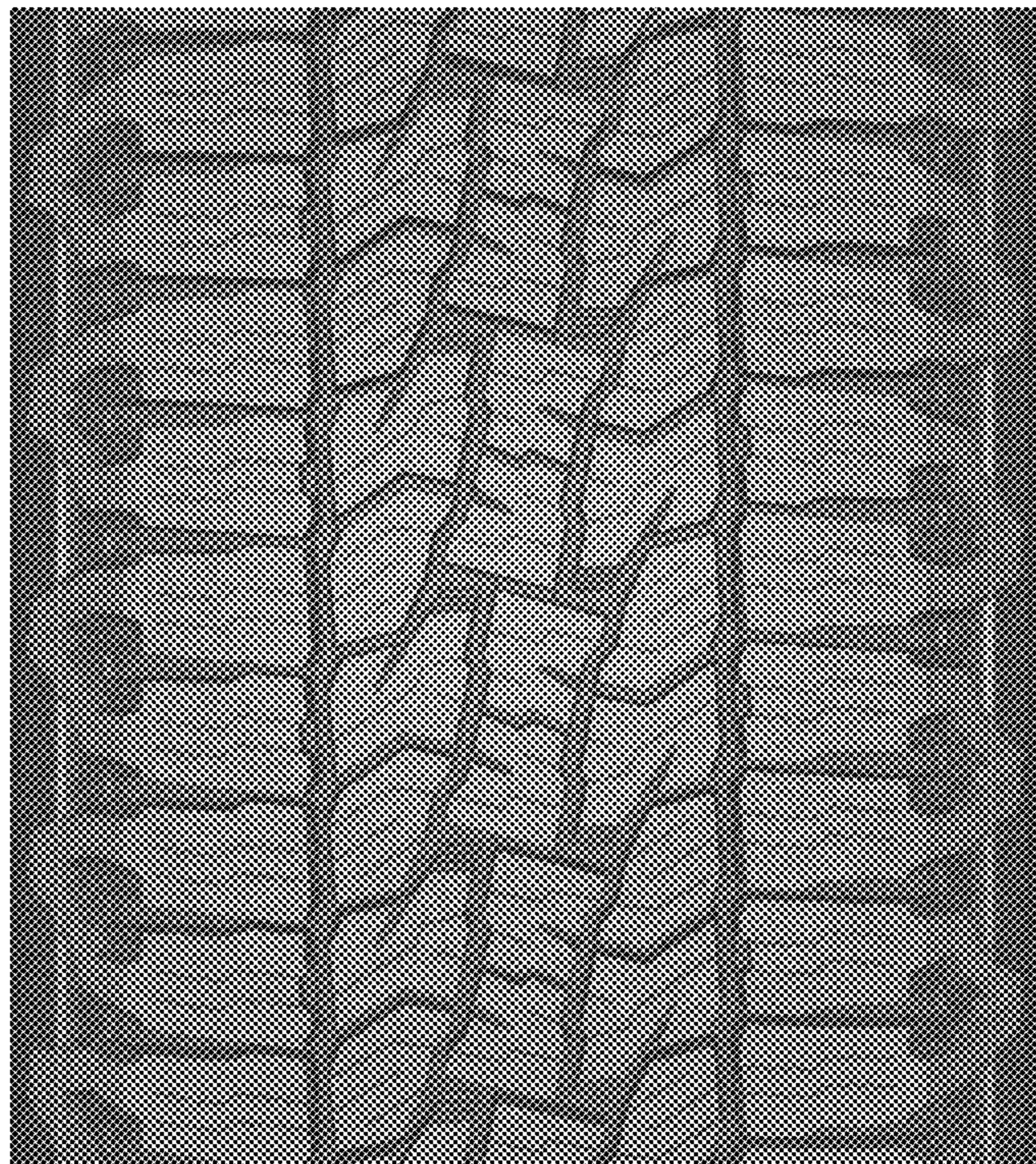




FIG. 1

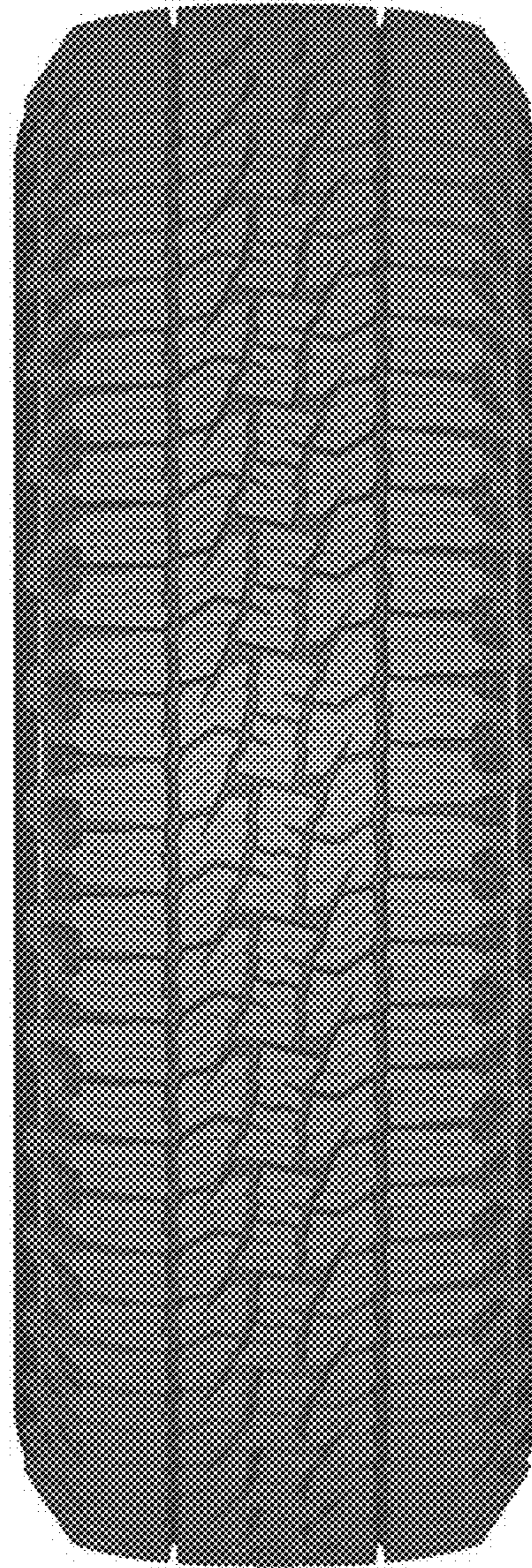


FIG. 2




FIG. 3

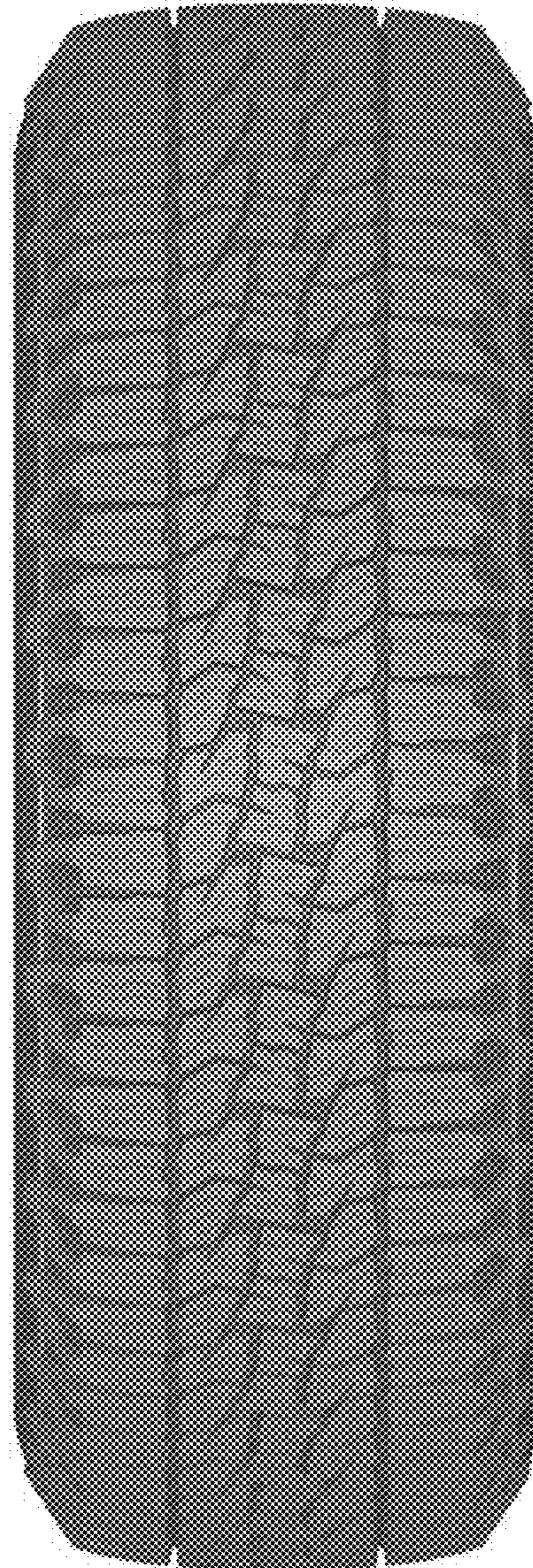


FIG. 4




FIG. 5

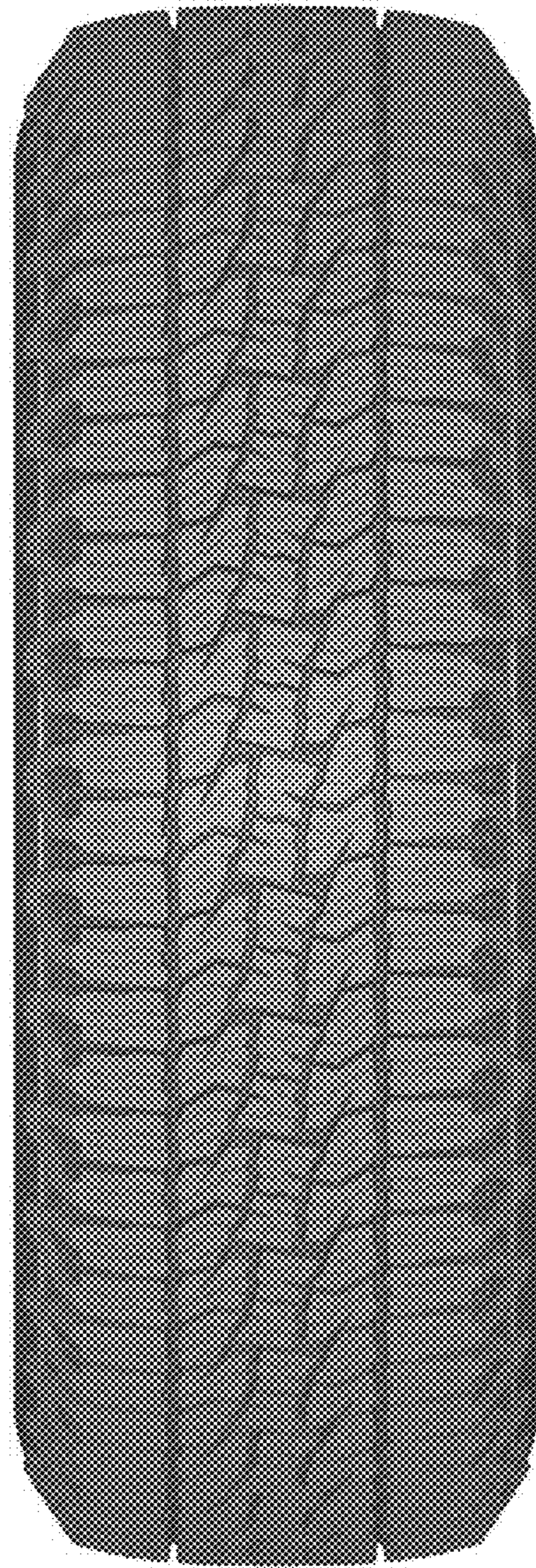


FIG. 6

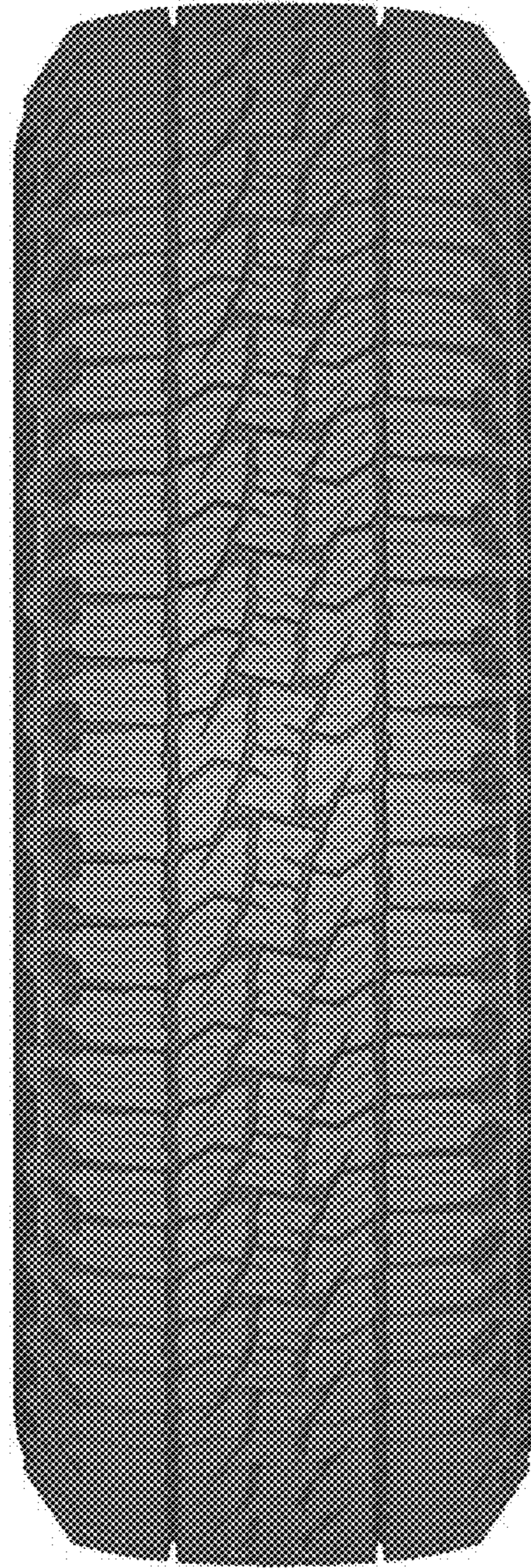


FIG. 7





FIG. 8