



US00D882501S

(12) **United States Design Patent**
Lin et al.

(10) **Patent No.:** **US D882,501 S**

(45) **Date of Patent:** **** Apr. 28, 2020**

- (54) **TIRE**
- (71) Applicant: **Tongli Tyre Co., Ltd.**, Shandong (CN)
- (72) Inventors: **Jixiang Lin**, Shandong (CN); **Ming Gao**, Shandong (CN); **Hui Wang**, Shandong (CN)
- (73) Assignee: **Tongli Tyre Co., Ltd.**, Shandong (CN)
- (**) Term: **15 Years**
- (21) Appl. No.: **29/653,934**
- (22) Filed: **Jun. 20, 2018**

D800,640 S * 10/2017 Scalas D12/590
 D815,022 S * 4/2018 Oji D12/590
 D864,848 S * 10/2019 Zhang D12/588

* cited by examiner

Primary Examiner — Robert M. Spear

(74) *Attorney, Agent, or Firm* — JCIPRNET

(30) **Foreign Application Priority Data**

Mar. 21, 2018 (CN) 2018 3 0106380

(51) **LOC (12) Cl.** **12-15**

(52) **U.S. Cl.**
USPC **D12/590; D12/900**

(58) **Field of Classification Search**
USPC D12/586, 587, 588, 589, 590, 594, 595,
D12/596, 597, 600, 601, 602, 603, 900
CPC B60C 11/032; B60C 11/0388
See application file for complete search history.

(56) **References Cited**

U.S. PATENT DOCUMENTS

D296,199 S * 6/1988 Tansei D12/590
 D500,010 S * 12/2004 Maziarka D12/590
 D606,011 S * 12/2009 Ohara D12/590

(57) **CLAIM**

The ornamental design for a tire, as shown and described.

DESCRIPTION

FIG. 1 is a perspective view of a tire showing our new design, it being understood that the pattern repeats uniformly throughout the circumference of the tread;

FIG. 2 is a front elevational view thereof;

FIG. 3 is a right side elevational view thereof; the left side elevational view being identical thereto;

FIG. 4 is an enlarged fragmentary front elevational view thereof; and,

FIG. 5 is a fragmentary cross-sectional view taken along line 5-5 of FIG. 2.

1 Claim, 5 Drawing Sheets






FIG. 1

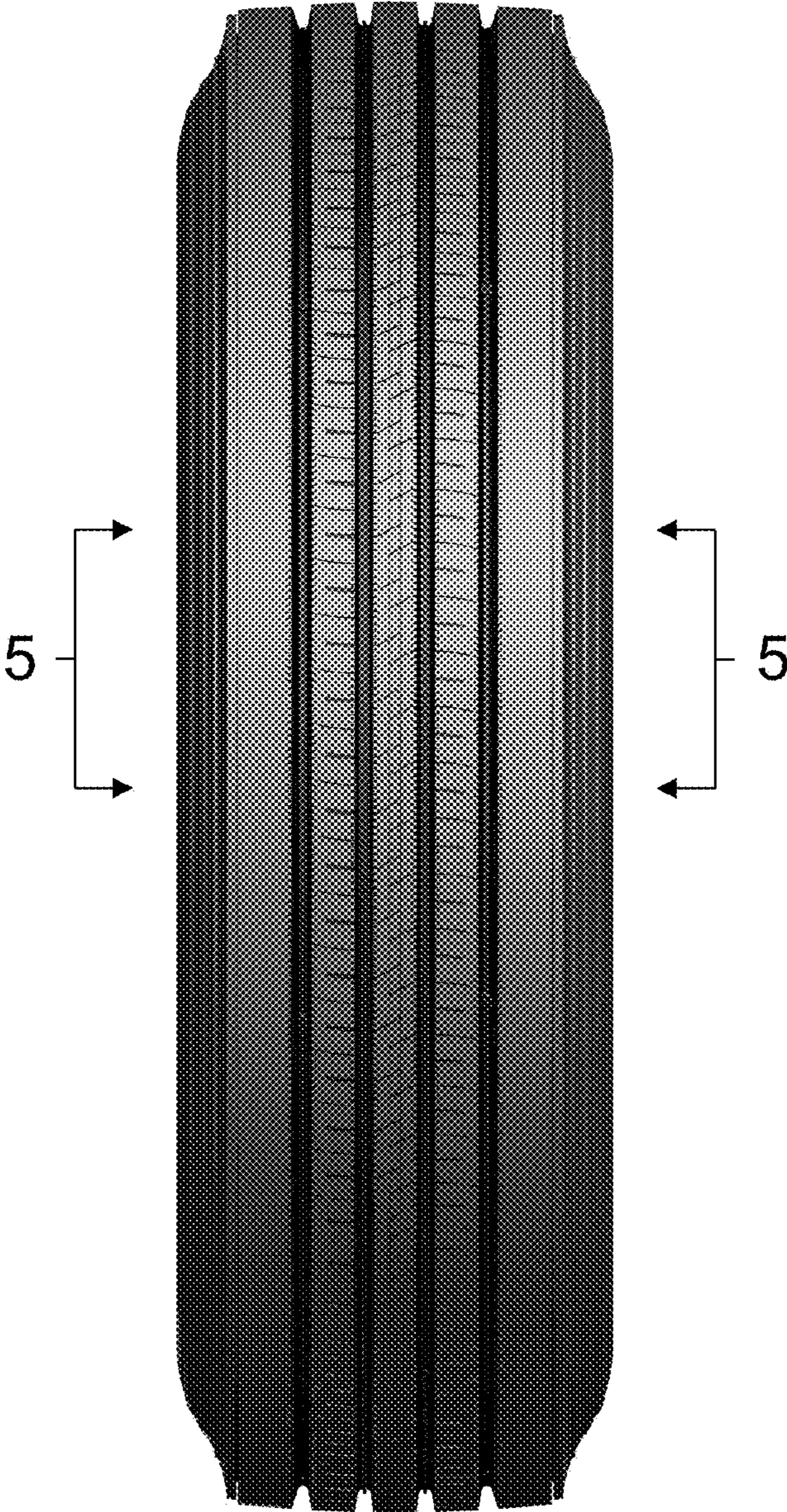


FIG. 2



FIG. 3




FIG. 4




FIG. 5