



US00D882498S

(12) **United States Design Patent**
Davis et al.

(10) **Patent No.:** **US D882,498 S**
(45) **Date of Patent:** **** Apr. 28, 2020**

- (54) **TIRE**
- (71) Applicant: **The Goodyear Tire & Rubber Company, Akron, OH (US)**
- (72) Inventors: **Christopher Byron Davis**, North Canton, OH (US); **Cyril Jean-Louis Bomble**, Arville (BE); **Mark Anthony Canankamp**, Wadsworth, OH (US); **Christopher John Lane**, Akron, OH (US); **Paul Bryan Maxwell**, Kent, OH (US); **Andrew John Norwood**, Copley, OH (US); **Jonathan James Shondel**, Massillon, OH (US); **Richard Mark Wieland**, Akron, OH (US); **Mihir Singh Meetarbhan**, Blaschette (LU); **Brian Rene Bourel**, Schieren (LU)
- (73) Assignee: **The Goodyear Tire & Rubber Company, Akron, OH (US)**
- (**) Term: **15 Years**
- (21) Appl. No.: **29/676,523**
- (22) Filed: **Jan. 11, 2019**
- (51) **LOC (12) Cl.** **12-15**
- (52) **U.S. Cl.**
USPC **D12/579**
- (58) **Field of Classification Search**
USPC D12/579, 593, 594, 600, 601, 602, 603, D12/605
CPC B60C 11/01; B60C 11/11
See application file for complete search history.

- D365,791 S 1/1996 Brown et al. D12/146
- D388,037 S 12/1997 Rohweder et al. D12/147
- D391,205 S 2/1998 Schad et al. D12/147
- D429,479 S 8/2000 Fierro et al. D12/147

(Continued)

OTHER PUBLICATIONS

- U.S. Appl. No. 29/669,458, filed Nov. 8, 2018.
- U.S. Appl. No. 29/673,156, filed Dec. 12, 2018.

Primary Examiner — Robert M. Spear
(74) *Attorney, Agent, or Firm* — Robert N. Lipsik

(57) **CLAIM**

The ornamental Design for a tire, as shown and described.

DESCRIPTION

FIG. 1 is a perspective view of a tire showing our new design, it being understood that the pattern repeats uniformly throughout the circumference of the tread;
 FIG. 2 is a front elevational view thereof;
 FIG. 3 is a right side elevational view thereof; the left side elevational view being identical thereto;
 FIG. 4 is an enlarged fragmentary front elevational view thereof;
 FIG. 5 is a perspective view of a second embodiment of a tire showing our new design, it being understood that the interior of the tire forms no part of the claim, that the pattern repeats uniformly throughout the circumference of the tread and that the opposite side view is identical thereto; and,
 FIG. 6 is a front elevational view of a second embodiment, it being understood that an enlarged fragmentary view thereof would be substantially identical to that shown in FIG. 4, with the exception of the inclusion of the sidewall in the claim.

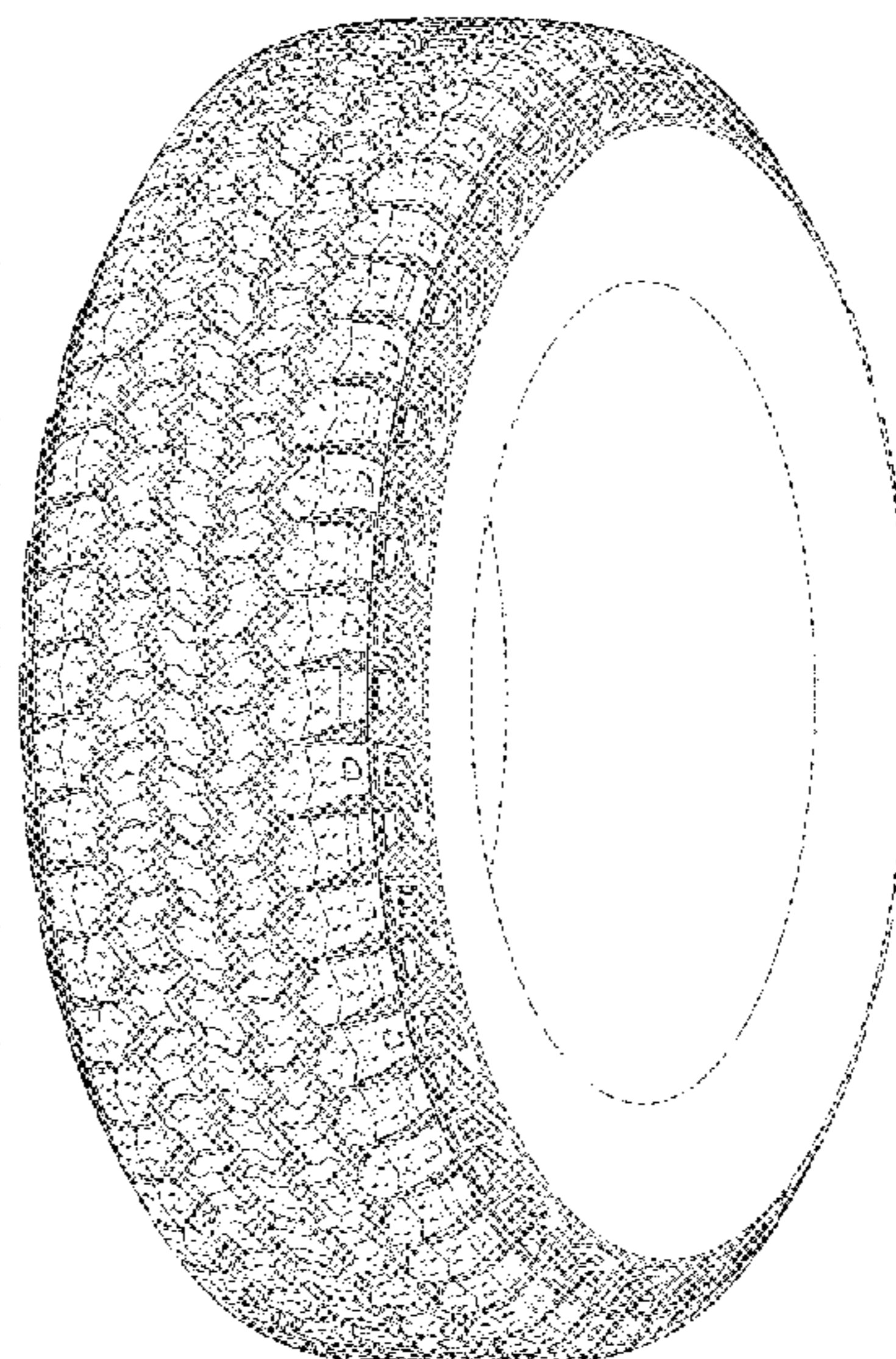
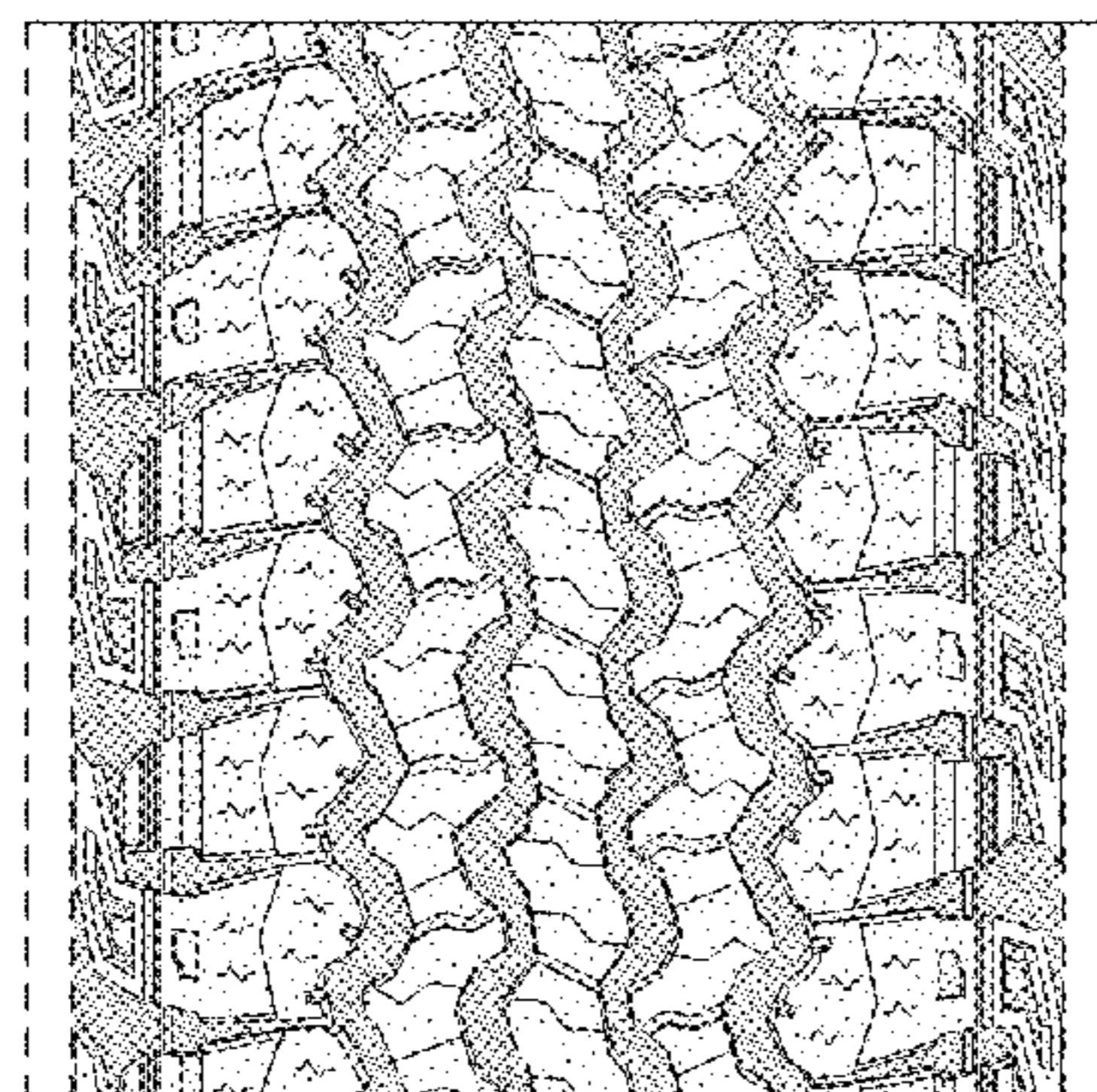
In the drawings, the broken lines immediately adjacent to the outer edges of the tire shoulder represent boundaries of the claim, and the broken lines depict environmental subject matter only and form no part of the claimed design.

1 Claim, 6 Drawing Sheets

(56) **References Cited**

U.S. PATENT DOCUMENTS

- D320,966 S 10/1991 Miller et al. D12/147
- D325,013 S 3/1992 Vaughn-Lindner et al. D12/145
- D328,883 S 8/1992 Scheuren D12/147



(56)

References Cited

U.S. PATENT DOCUMENTS

D498,208 S	11/2004	Cazin-Bourguignon et al.	D12/600
D516,999 S	3/2006	Miller et al.	D12/579
D517,000 S	3/2006	Allen et al.	D12/579
D520,939 S	5/2006	Allen et al.	D12/600
D548,173 S	8/2007	Herbeuval et al.	D12/579
D551,160 S	9/2007	Hutz et al.	D12/600
D558,664 S	1/2008	Herbeuval et al.	D12/579
D591,225 S	4/2009	Ashton et al.	D12/600
D591,226 S	4/2009	Shondel et al.	D12/600
D638,352 S	5/2011	Osaka	D12/579
D638,780 S	5/2011	Nobunaga	D12/588
D642,512 S	8/2011	Jacobs	D12/600
D662,464 S	6/2012	Dixon et al.	D12/602
D667,362 S	9/2012	Hughes et al.	D12/579
D667,367 S	9/2012	Bonko et al.	D12/600
D667,368 S	9/2012	Bonko et al.	D12/600
D682,190 S	5/2013	Uphouse et al.	D12/600
D713,328 S	9/2014	Umstot et al.	D12/579
D735,120 S	7/2015	Oberlin et al.	D12/594
D771,557 S	11/2016	Leocadio et al.	D12/594
D784,250 S *	4/2017	Kuwano	D12/600
D791,690 S *	7/2017	Ishigaki	D12/594
D843,927 S *	3/2019	Canankamp	D12/600
D844,549 S *	4/2019	Zimmerman	D12/600
D853,945 S *	7/2019	Herbst	D12/588

* cited by examiner

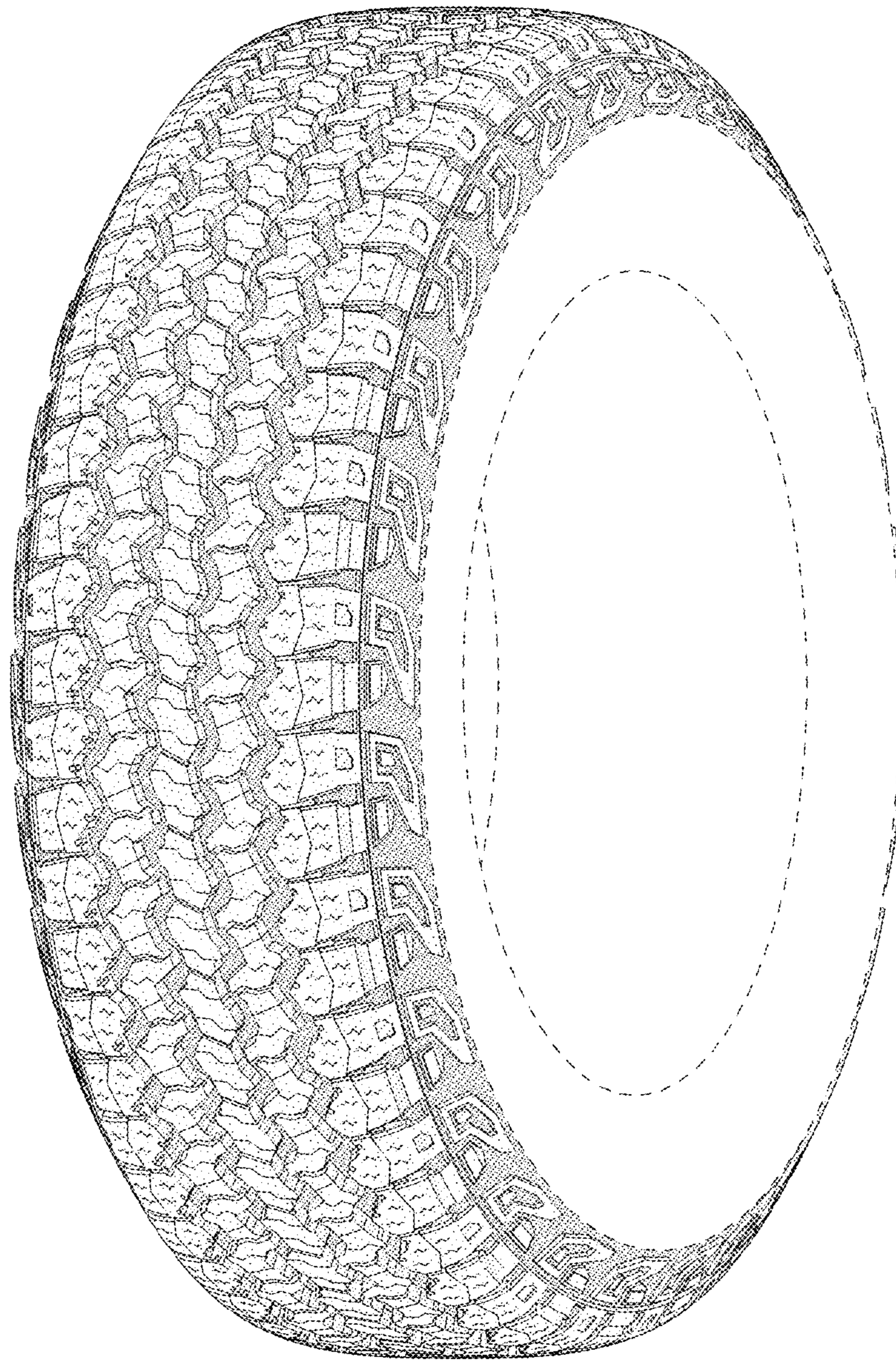


FIG - 1

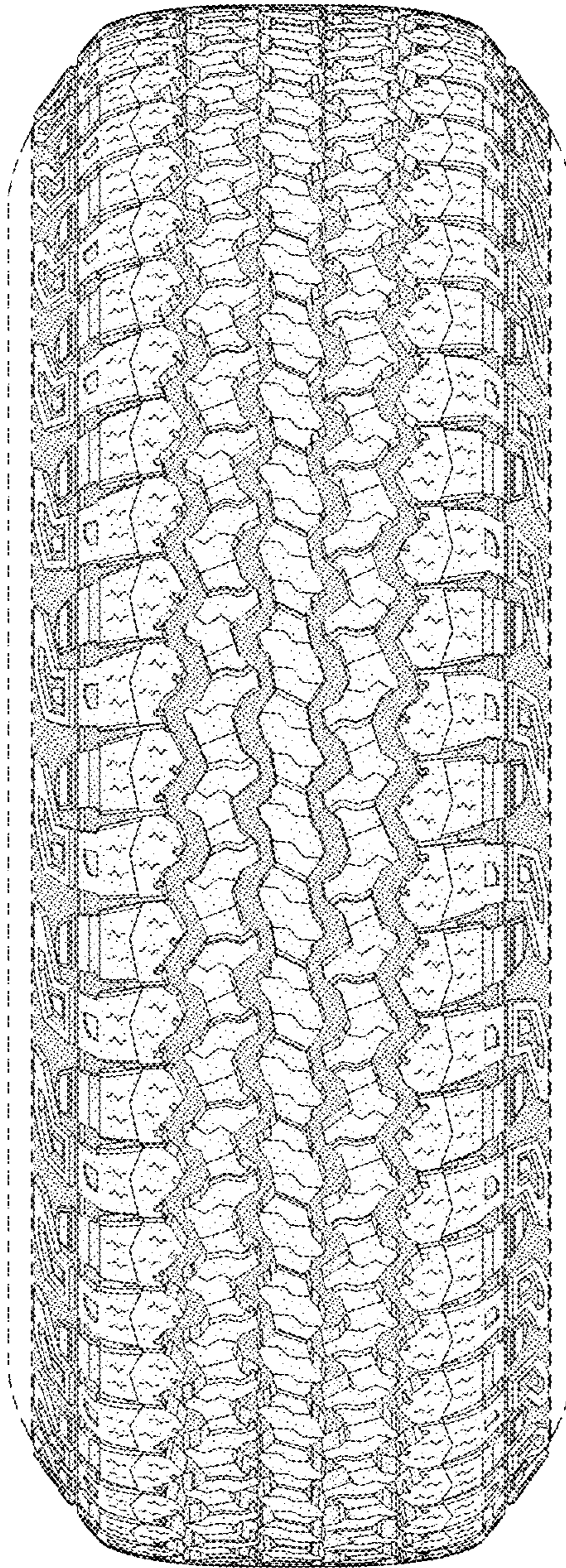


FIG - 2

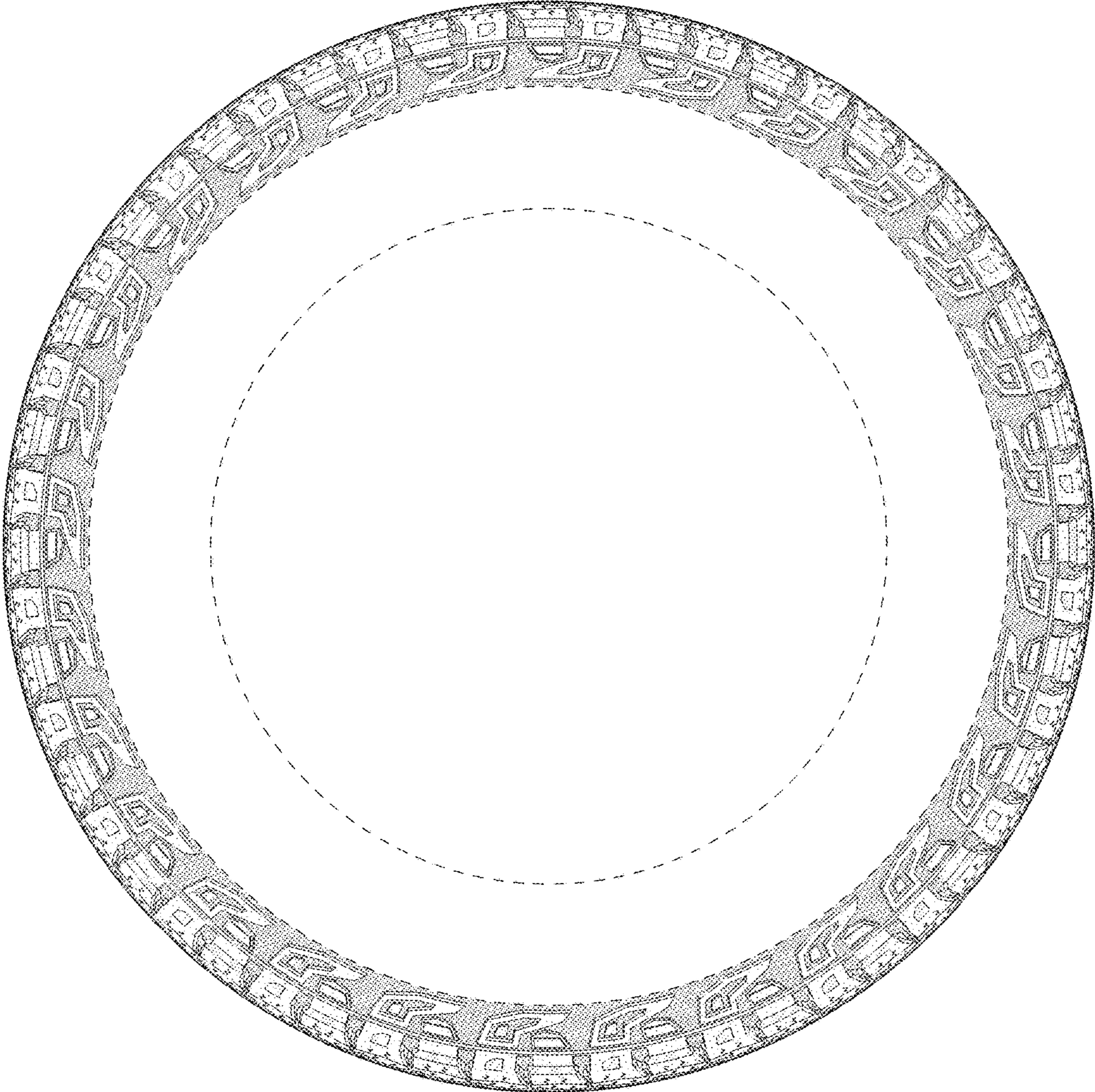


FIG - 3

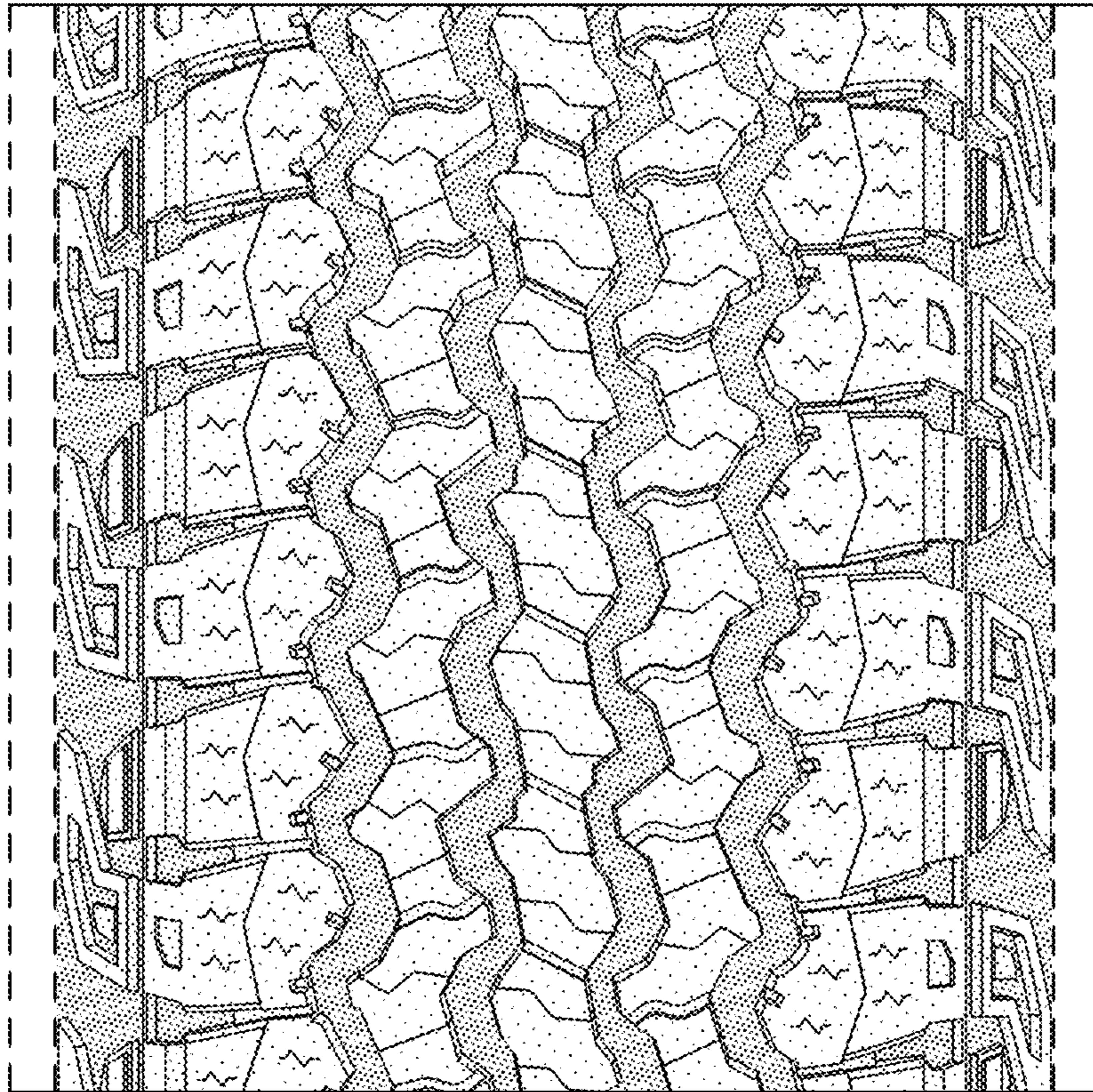


FIG - 4

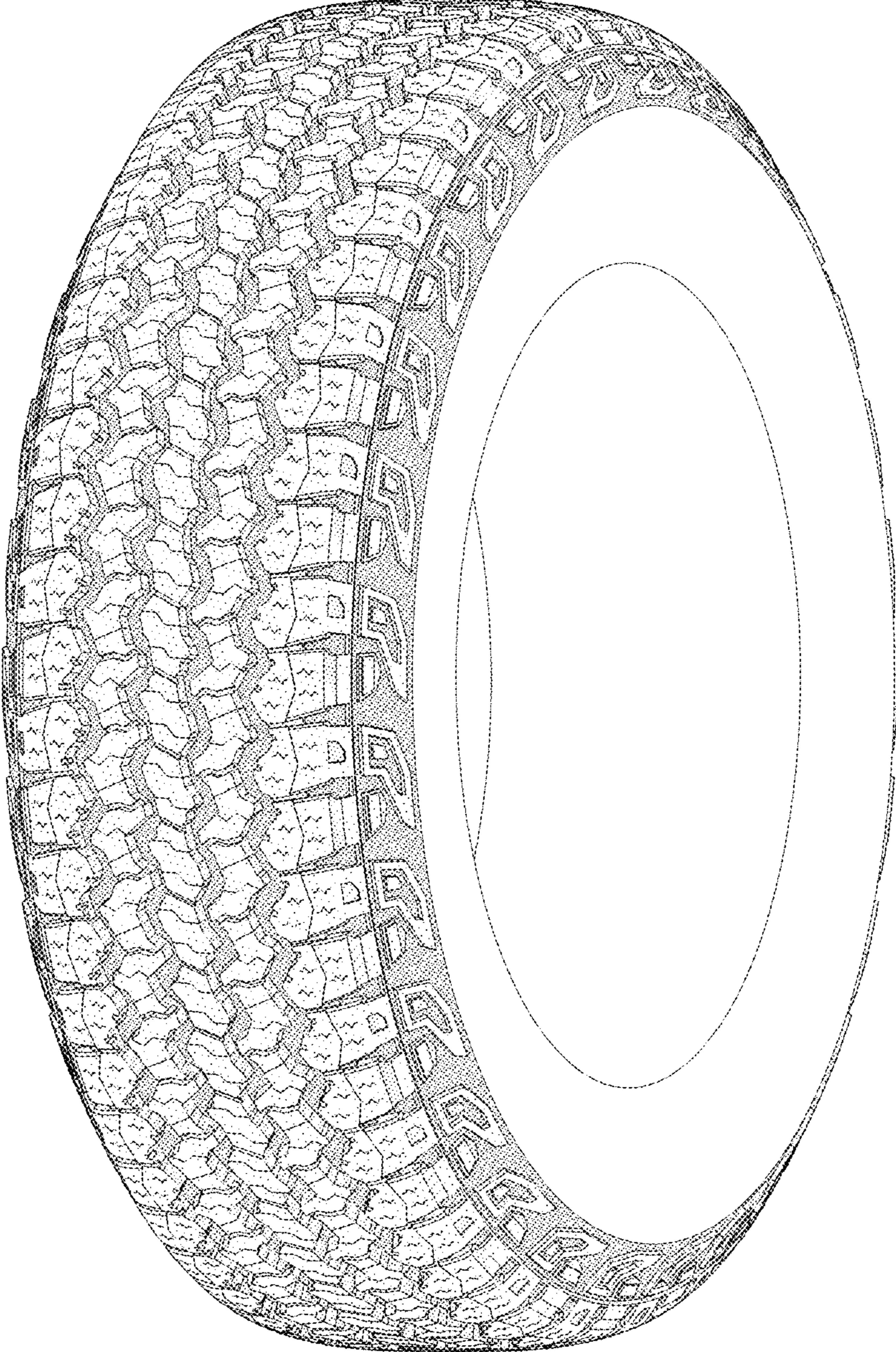


FIG - 5

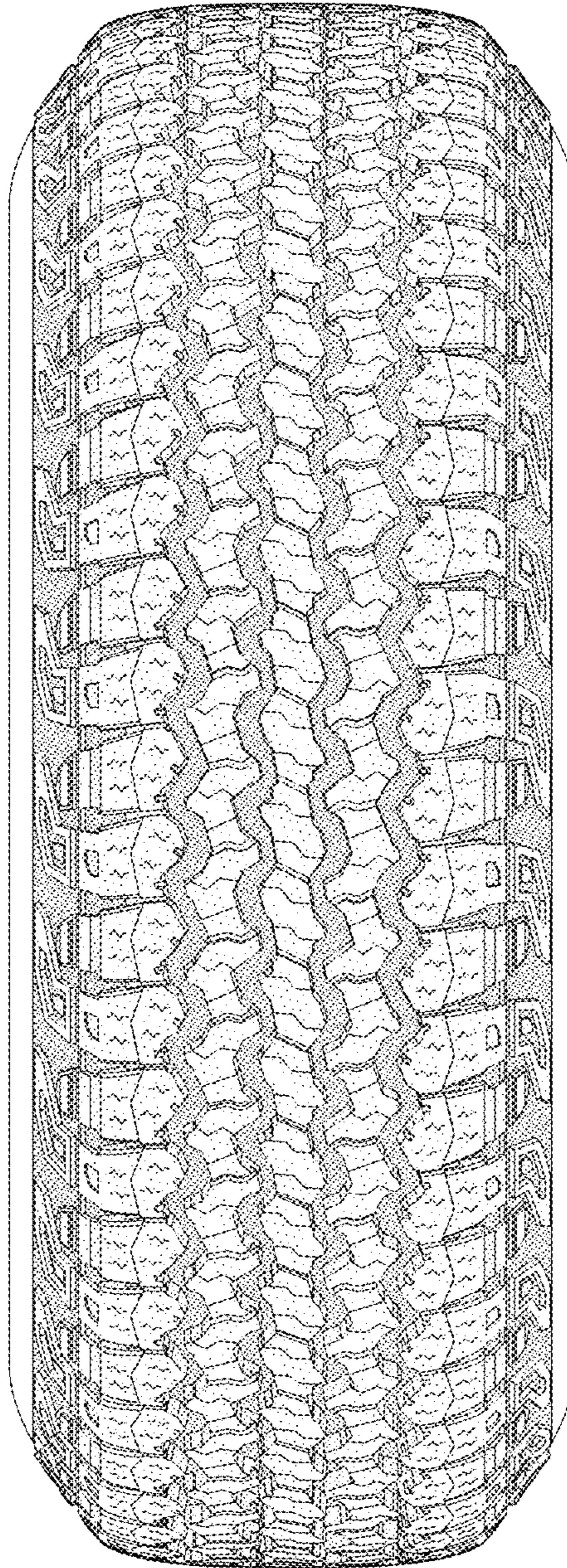


FIG - 6