



US00D882495S

(12) **United States Design Patent**  
**Ropars**

(10) **Patent No.:** **US D882,495 S**

(45) **Date of Patent:** **\*\* \*Apr. 28, 2020**

(54) **TIRE TREAD**

(71) Applicant: **COMPAGNIE GENERALE DES  
ETABLISSEMENTS MICHELIN,**  
Clermont-Ferrand (FR)

(72) Inventor: **Olivier Ropars,** Clermont-Ferrand (FR)

(73) Assignee: **COMPAGNIE GENERALE DES  
ETABLISSEMENTS MICHELIN,**  
Clermont-Ferrand (FR)

(\*) Notice: This patent is subject to a terminal disclaimer.

(\*\*) Term: **15 Years**

(21) Appl. No.: **29/615,653**

(22) Filed: **Aug. 30, 2017**

(30) **Foreign Application Priority Data**

Mar. 1, 2017 (FR) ..... 2017-1069

(51) **LOC (12) Cl.** ..... **12-16**

(52) **U.S. Cl.**  
USPC ..... **D12/564**

(58) **Field of Classification Search**  
USPC ..... D12/564-567  
See application file for complete search history.

(56) **References Cited**

**U.S. PATENT DOCUMENTS**

D112,993 S	1/1939	Hardeman
4,726,407 A	2/1988	Hayakawa
5,131,433 A	7/1992	Sion
5,327,953 A	7/1994	Ichiki
D350,093 S	8/1994	Fukushima

D355,876 S	2/1995	Diensthuber
D360,861 S	8/1995	Graas
D370,880 S	6/1996	Graas
D390,173 S	2/1998	Aoki
D390,512 S	2/1998	Eromaki
D409,123 S	5/1999	Heinen
D410,420 S	6/1999	de Barsy
D412,302 S	7/1999	Rayman et al.
D458,584 S	6/2002	Young
D483,718 S	12/2003	Hutz et al.
D530,265 S	10/2006	Hutz et al.
D597,022 S	7/2009	Pringiers
D606,928 S	12/2009	Song
D606,929 S	12/2009	Song
D624,008 S	9/2010	Shan et al.
D628,958 S	12/2010	Fleckner

(Continued)

*Primary Examiner* — George D. Kirschbaum

(74) *Attorney, Agent, or Firm* — Dickinson Wright PLLC

(57) **CLAIM**

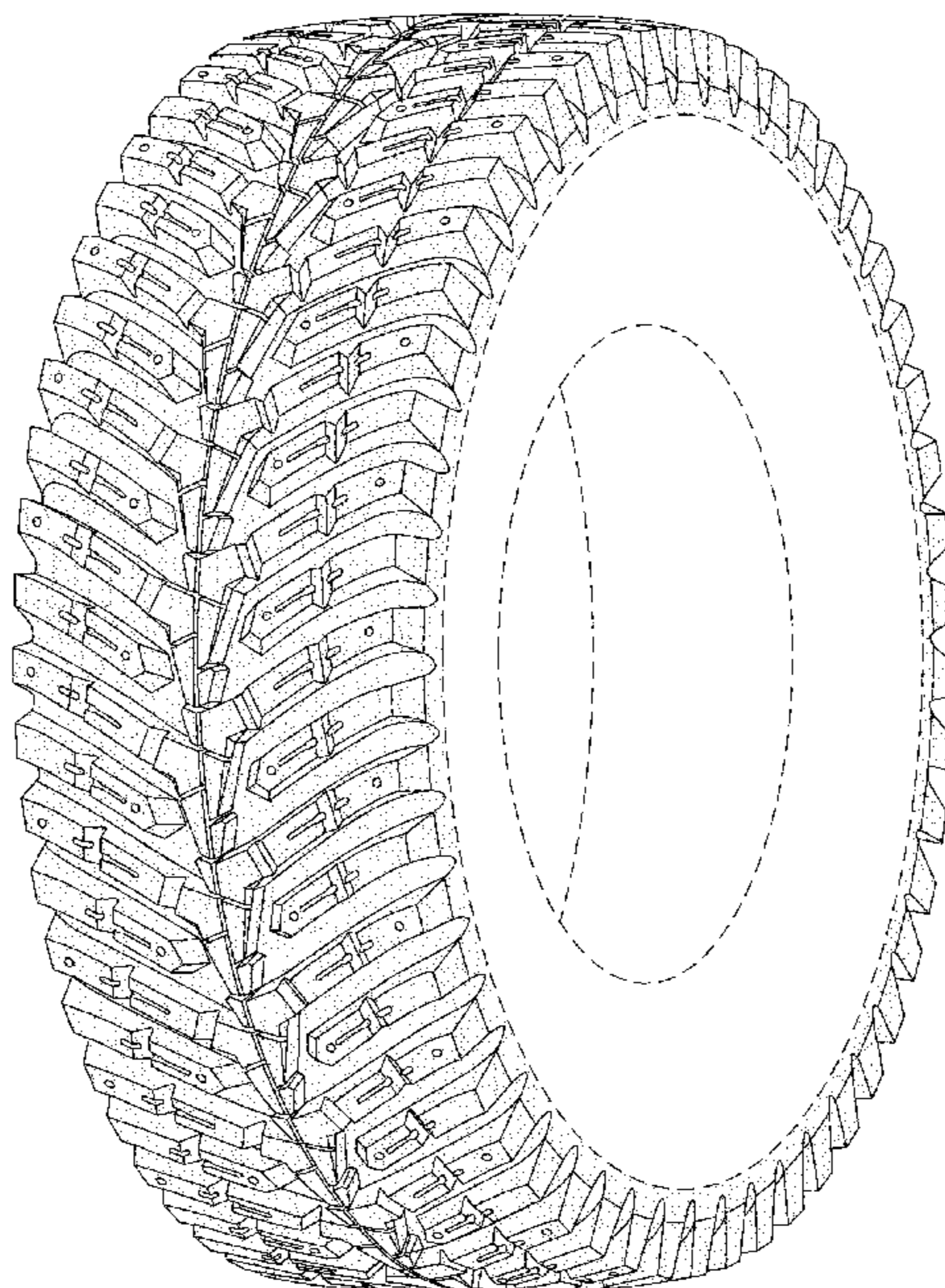
The ornamental design for a tire tread, as shown and described.

**DESCRIPTION**

FIG. 1 is a perspective view of the tire tread of my design; FIG. 2 is a front elevation view of the tire tread of my design; FIG. 3 is a side elevation view of the tire tread of my design; FIG. 4 is a side elevation view of the tire tread of my design, taken from the opposite side of that shown in FIG. 3; and, FIG. 5 is an enlarged, partial view of the tire tread of FIG. 1, as indicated by the break lines.

In the drawings, the broken line disclosure depicting the sidewall and inner bead depicts environmental subject matter and forms no part of the claimed design. The broken line at the transition between the unclaimed sidewall and the claimed tire tread identifies the peripheral boundary of the claim.

**1 Claim, 5 Drawing Sheets**



(56)

**References Cited**

U.S. PATENT DOCUMENTS

D647,038	S	10/2011	Jacobs	
D700,130	S	2/2014	Chen	
D702,625	S	* 4/2014	Leconte .....	D12/564
D722,014	S	2/2015	Larregain et al.	
D731,959	S	6/2015	Larregain et al.	
D759,582	S	6/2016	Nobunaga	
D760,152	S	6/2016	Reim	
D765,583	S	9/2016	Wang	
D845,883	S	* 4/2019	Son .....	D12/564
2014/0326379	A1	11/2014	Tanaka	

\* cited by examiner



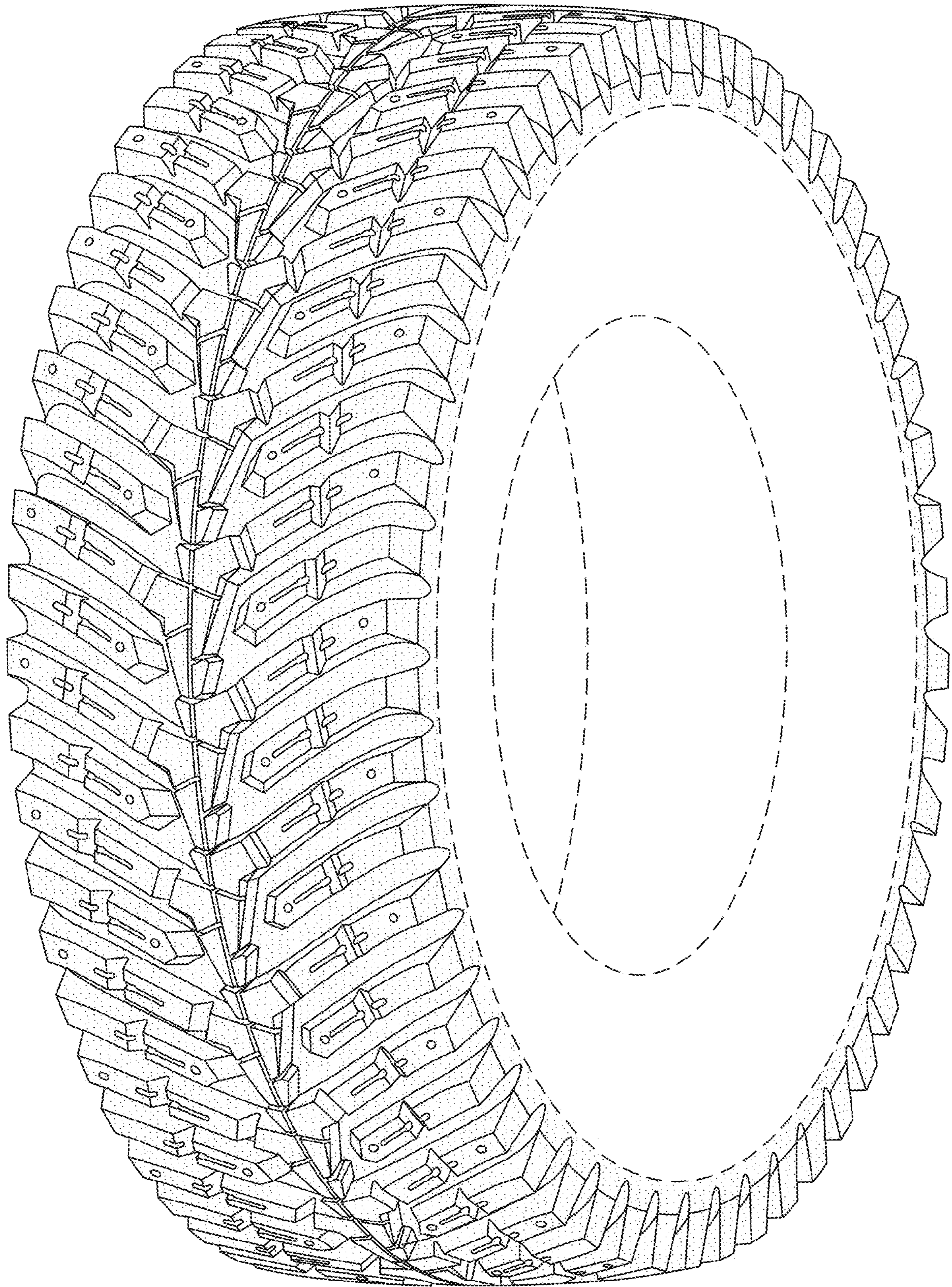


FIG. 1



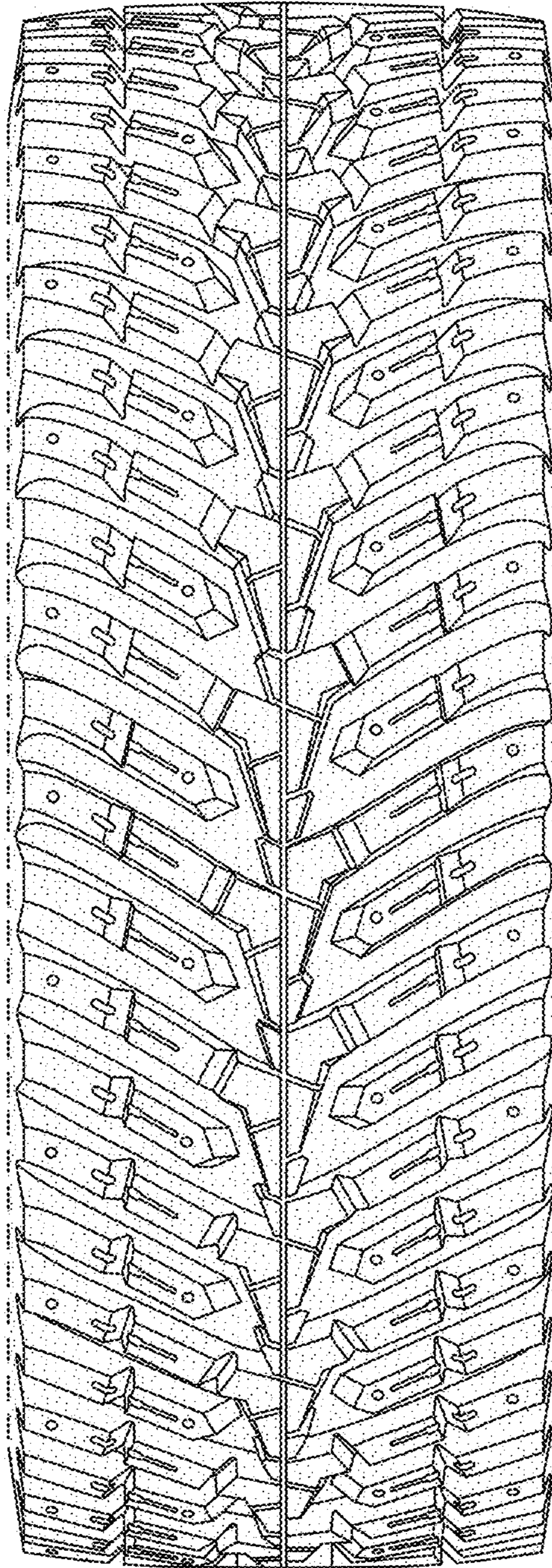


FIG. 2




FIG. 3



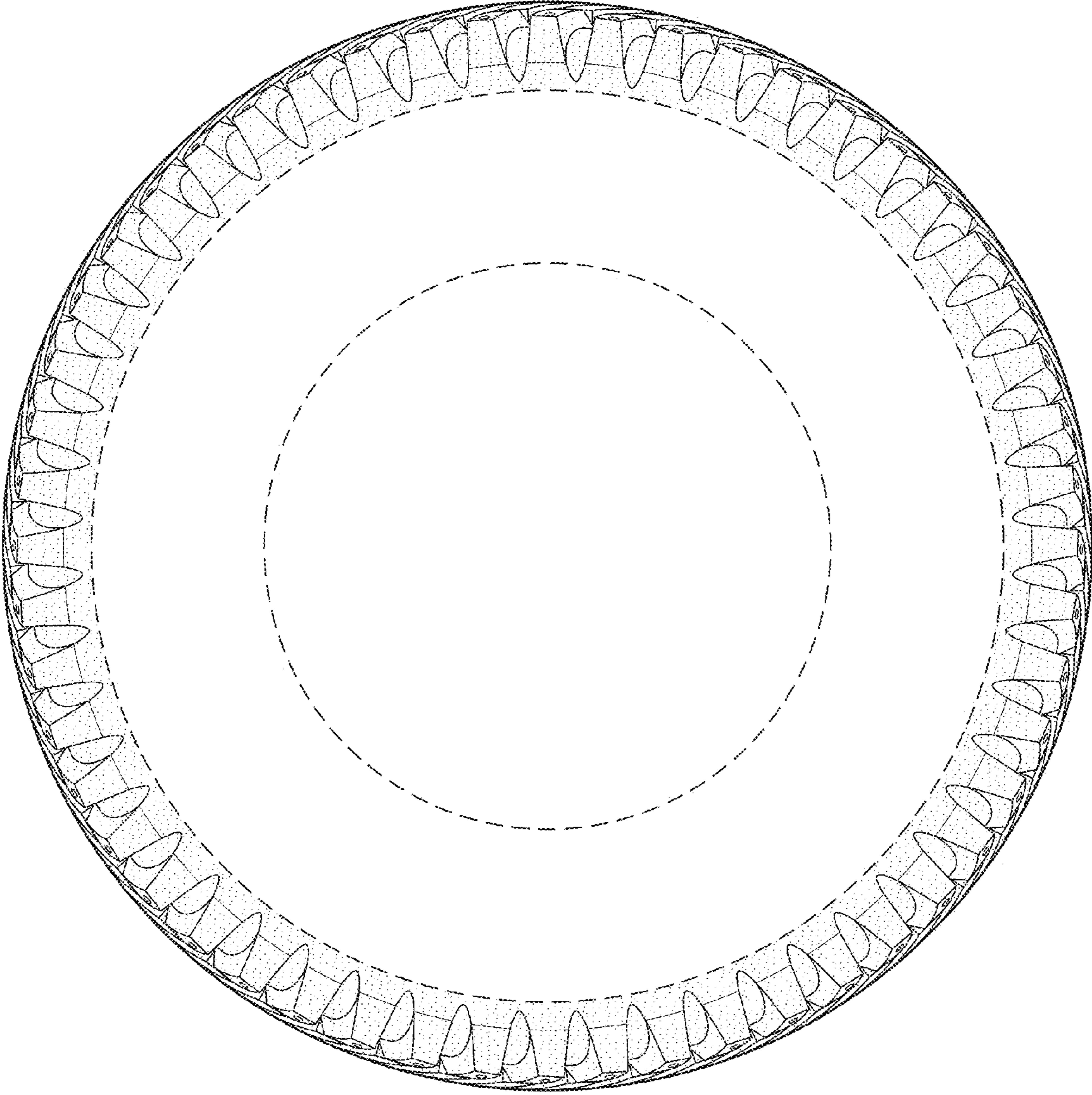


FIG. 4

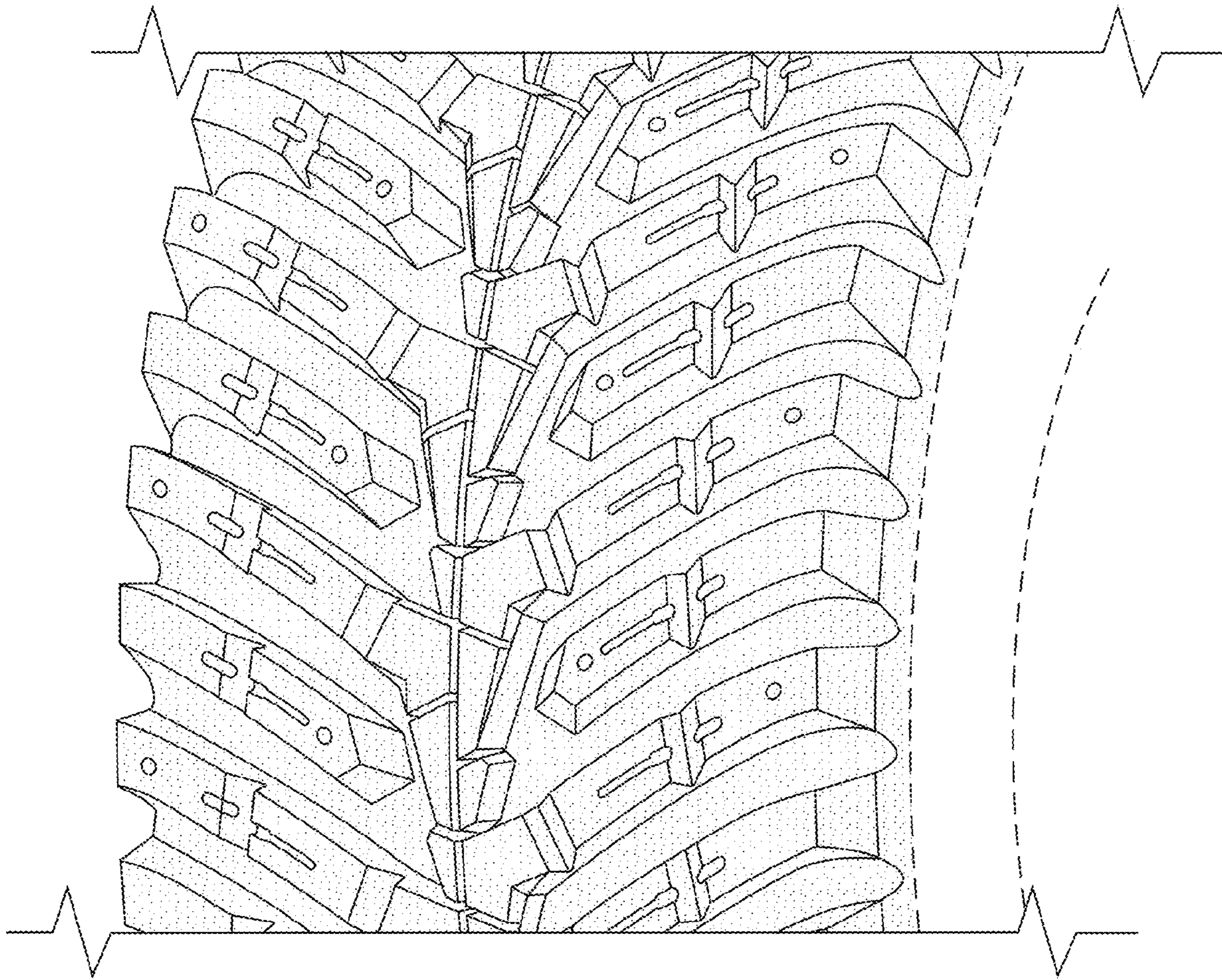


FIG. 5