



US00D882483S

(12) **United States Design Patent**
Tomasson et al.

(10) **Patent No.:** **US D882,483 S**

(45) **Date of Patent:** **** Apr. 28, 2020**

(54) **VEHICLE WHEEL RIM**

(71) Applicant: **NIO NEXTEV LIMITED**, Hong Kong (HK)

(72) Inventors: **Kris Tomasson**, Munich (DE); **Juho Suh**, Munich (DE); **Jim Basté**, Munich (DE); **Kevyn Gruchala**, Munich (DE); **Xingshun Wei**, Munich (DE)

(73) Assignee: **NIO NEXTEV LIMITED**, Hong Kong (HK)

(**) Term: **15 Years**

(21) Appl. No.: **29/672,719**

(22) Filed: **Dec. 7, 2018**

(30) **Foreign Application Priority Data**

Jul. 26, 2018 (EM) 005515459-0014
Jul. 26, 2018 (EM) 005515459-0015

(51) **LOC (12) Cl.** **12-16**

(52) **U.S. Cl.**
USPC **D12/209**

(58) **Field of Classification Search**

USPC D12/204-213; D21/563
CPC B60B 7/00; B60B 7/02; B60B 7/04; B60B 7/01; B60B 7/06; B60B 3/02; B60B 3/04; B60B 3/06; B60B 3/10; B60B 1/00; B60B 1/08; B60B 1/10; B60B 1/12
See application file for complete search history.

(56) **References Cited**

U.S. PATENT DOCUMENTS

D430,842 S * 9/2000 Chinellato D12/209
D594,800 S * 6/2009 Blasi D12/209

D685,709 S * 7/2013 Hanaoka D12/209
D774,434 S * 12/2016 Nakahara D12/209
D791,040 S * 7/2017 Umehara D12/209
D792,306 S * 7/2017 Ishigaki D12/209
D804,388 S * 12/2017 Snyder D12/209
D818,411 S * 5/2018 Kawaguchi D12/209
D826,826 S * 8/2018 Back D12/209
D828,269 S * 9/2018 Kikuchi D12/209
D828,801 S * 9/2018 Valencia Pollex D12/209
D852,705 S * 7/2019 Smith D12/209
D856,254 S * 8/2019 Melville-Brown D12/209
D858,409 S * 9/2019 Kolb D12/209
D859,268 S * 9/2019 Rosello Visa D12/209
D862,349 S * 10/2019 Woodhouse D12/209
D867,957 S * 11/2019 Kato D12/209
D871,995 S * 1/2020 Bjerke D12/209

* cited by examiner

Primary Examiner — Stacia A Cadmus

(74) *Attorney, Agent, or Firm* — Sutton Magidoff
Barkume LLP

(57) **CLAIM**

The ornamental design for a vehicle wheel rim, as shown and described.

DESCRIPTION

FIG. 1 is a front view of a vehicle wheel rim showing our new design;
FIG. 2 is a front right perspective view thereof;
FIG. 3 is a front left perspective view thereof;
FIG. 4 is a right view thereof;
FIG. 5 is a left view thereof;
FIG. 6 is a top view thereof; and,
FIG. 7 is a bottom view thereof.

1 Claim, 6 Drawing Sheets





Figure 1



Figure 2



Figure 3



Figure 4




Figure 5




Figure 6




Figure 7