



US00D882465S

(12) **United States Design Patent**
Bentzen

(10) **Patent No.:** **US D882,465 S**
(45) **Date of Patent:** **** Apr. 28, 2020**

(54) **GRILLE FOR VEHICLE**
(71) Applicant: **Ningbo Geely Automobile Research & Development Co., Ltd., Ningbo (CN)**
(72) Inventor: **Armand Bentzen, Göteborg (SE)**
(73) Assignee: **NINGBO GEELY AUTOMOBILE RESEARCH & DEVELOPMENT CO., Ningbo (CN)**

D806,616 S * 1/2018 Granlund D12/163
D811,282 S * 2/2018 Platto D12/163
D827,498 S * 9/2018 Anderson D12/96
D827,510 S * 9/2018 Kim D12/163
D831,546 S * 10/2018 Granlund D12/163
D836,029 S 12/2018 Leong
D836,030 S 12/2018 Razaghi
D841,528 S * 2/2019 Razaghi D12/163
D842,173 S * 3/2019 Razaghi D12/163
D842,174 S * 3/2019 Leong D12/163
D848,907 S * 5/2019 Leong D12/163

(**) Term: **15 Years**
(21) Appl. No.: **29/659,645**
(22) Filed: **Aug. 10, 2018**

FOREIGN PATENT DOCUMENTS

CH 84306 11/2018
DE 402018100744 11/2018
EM 003816255-0001 5/2018
EM 003816255-0002 5/2018
EM 003816255-0003 5/2018
EM 003816255-0004 5/2018
EM 003816255-0005 5/2018

(30) **Foreign Application Priority Data**
Feb. 13, 2018 (EM) 004706786
(51) **LOC (12) Cl.** **12-16**
(52) **U.S. Cl.**
USPC **D12/163**
(58) **Field of Classification Search**
USPC D12/163, 196, 86, 90-92, 169, 190, 98,
D12/164; 293/102, 113, 115, 117, 120,
293/193.11; 296/180.1, 180.2; 180/68.1,
180/68.6
CPC B60R 19/52; B60K 11/08; B62D 25/08;
B62B 9/16
See application file for complete search history.

(Continued)

Primary Examiner — Melody N Brown
(74) *Attorney, Agent, or Firm* — Tucker Ellis LLP

(56) **References Cited**
U.S. PATENT DOCUMENTS
D606,461 S * 12/2009 Richards D12/163
D610,496 S * 2/2010 Bucher D12/163
D610,497 S * 2/2010 Bucher D12/163
D695,159 S * 12/2013 Hildebrand D12/163
D759,544 S * 6/2016 Chung D12/98
D769,778 S * 10/2016 Messale D12/163

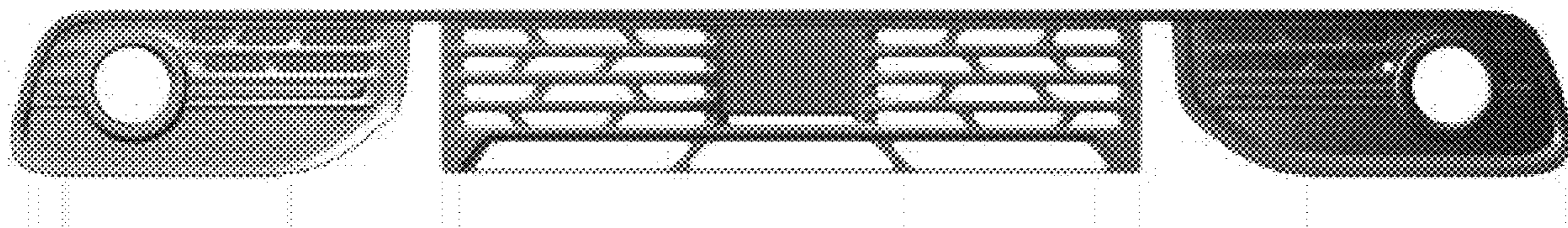
(57) **CLAIM**

The ornamental design for a grille for vehicle, as shown and described.

DESCRIPTION

FIG. 1 is a front perspective view of a grille for vehicle showing my new design;
FIG. 2 is a right, front perspective view thereof;
FIG. 3 is a left, rear perspective view thereof;
FIG. 4 is a front view thereof;
FIG. 5 is a rear view thereof;
FIG. 6 is a right side view thereof;
FIG. 7 is a left side view thereof;
FIG. 8 is a top view thereof; and,
FIG. 9 is a bottom view thereof.

1 Claim, 8 Drawing Sheets



(56)

References Cited

FOREIGN PATENT DOCUMENTS

EM	003816255-0006	5/2018
EM	003816255-0007	5/2018
EM	003816255-0008	5/2018
EM	003816255-0009	5/2018
EM	003816255-00010	5/2018
EM	003816255-00011	5/2018
EM	003816255-00012	5/2018
EM	003816255-00013	5/2018
EM	003816255-00014	5/2018
EM	003816255-00015	5/2018
EM	003816255-00016	5/2018
EM	003816255-00017	5/2018
EM	003816255-00018	5/2018
EM	003816255-00019	5/2018
EM	003816255-00020	5/2018
EM	003816255-00021	5/2018
EM	004707552-0001	10/2018
WO	DM/089954	2/2018
WO	DM/092114	2/2018

* cited by examiner



FIG. 1



FIG. 2



FIG. 3




FIG. 4




FIG. 5




FIG. 6




FIG. 7




FIG. 8




FIG. 9