



US00D882457S

(12) **United States Design Patent**
Clinebelle

(10) **Patent No.:** **US D882,457 S**

(45) **Date of Patent:** **** *Apr. 28, 2020**

(54) **LIGHTED CHRISTMAS MANGER DISPLAY**

(71) Applicant: **William Randy Clinebelle**, Goldsboro, NC (US)

(72) Inventor: **William Randy Clinebelle**, Goldsboro, NC (US)

(*) Notice: This patent is subject to a terminal disclaimer.

(**) Term: **15 Years**

(21) Appl. No.: **29/595,791**

(22) Filed: **Mar. 2, 2017**

(51) **LOC (12) Cl.** **11-05**

(52) **U.S. Cl.**
USPC **D11/123**

(58) **Field of Classification Search**
USPC D11/117, 121, 122, 123, 125, 127, 128,
D11/130, 131, 132, 133, 134, 136, 157,
D11/158, 160

CPC A47G 33/00; A47G 33/008; A47G 33/02;
F21V 35/00; F21V 35/003; F21S 10/04;
F21S 10/043; F21S 10/00

See application file for complete search history.

(56) **References Cited**

U.S. PATENT DOCUMENTS

D38,050 S *	6/1906	Willenbrink	D11/123
D60,932 S *	5/1922	Becker	D11/123
D67,415 S *	5/1925	Murray	D11/130
D123,192 S *	10/1940	Schafhausen	D11/123
D134,064 S *	10/1942	Herz	D11/123
D134,072 S *	10/1942	Buck	D11/123
D139,213 S *	10/1944	Ochs	D11/123
D148,319 S *	1/1948	Niederhausen et al.	D11/123
D151,816 S *	11/1948	Gehr	D11/123
D175,650 S *	9/1955	Saia	D11/130
D178,438 S *	7/1956	Walker et al.	D26/100
D182,429 S *	4/1958	Miller	D11/123

D182,430 S *	4/1958	Miller	D11/123
3,321,860 A *	5/1967	Dichtl	B42D 15/02 40/800
D210,887 S *	4/1968	Moranduzzo	D11/128
D211,363 S *	6/1968	Moranduzzo	D11/128
4,253,267 A *	3/1981	Kocolowski	A63H 33/044 434/72
D435,229 S	12/2000	Fairman	
6,651,364 B2 *	11/2003	Hermanson	G09F 19/02 40/409
D500,701 S *	1/2005	Shaw, Jr.	D11/123
D564,936 S *	3/2008	Davis	D11/121
D587,161 S *	2/2009	Davis	D11/121
D642,956 S *	8/2011	Atkisson	D11/122
8,635,794 B1 *	1/2014	Thigpen	A63H 3/06 40/539

(Continued)

FOREIGN PATENT DOCUMENTS

DE	2418960 A1	10/1975
DE	2418960 C3	9/1977

Primary Examiner — Elizabeth J Oswecki

(74) *Attorney, Agent, or Firm* — Nexsen Pruet, LLC;
Michael A. Mann

(57) **CLAIM**

The ornamental design for a lighted Christmas manger display, as shown and described.

DESCRIPTION

FIG. 1 is a top, right, front perspective view of a lighted Christmas manger display, showing my new design;

FIG. 2 is a front view thereof;

FIG. 3 is a rear view thereof;

FIG. 4 is a left side view thereof;


FIG. 5 is a right side view thereof;

FIG. 6 is a top view thereof; and,

FIG. 7 is a bottom view thereof.

The portions of the drawings shown drawn in dashed lines form no part of the claimed design.

1 Claim, 5 Drawing Sheets



(56)

References Cited

U.S. PATENT DOCUMENTS

9,084,943 B2 * 7/2015 Hickey A47G 33/02

* cited by examiner

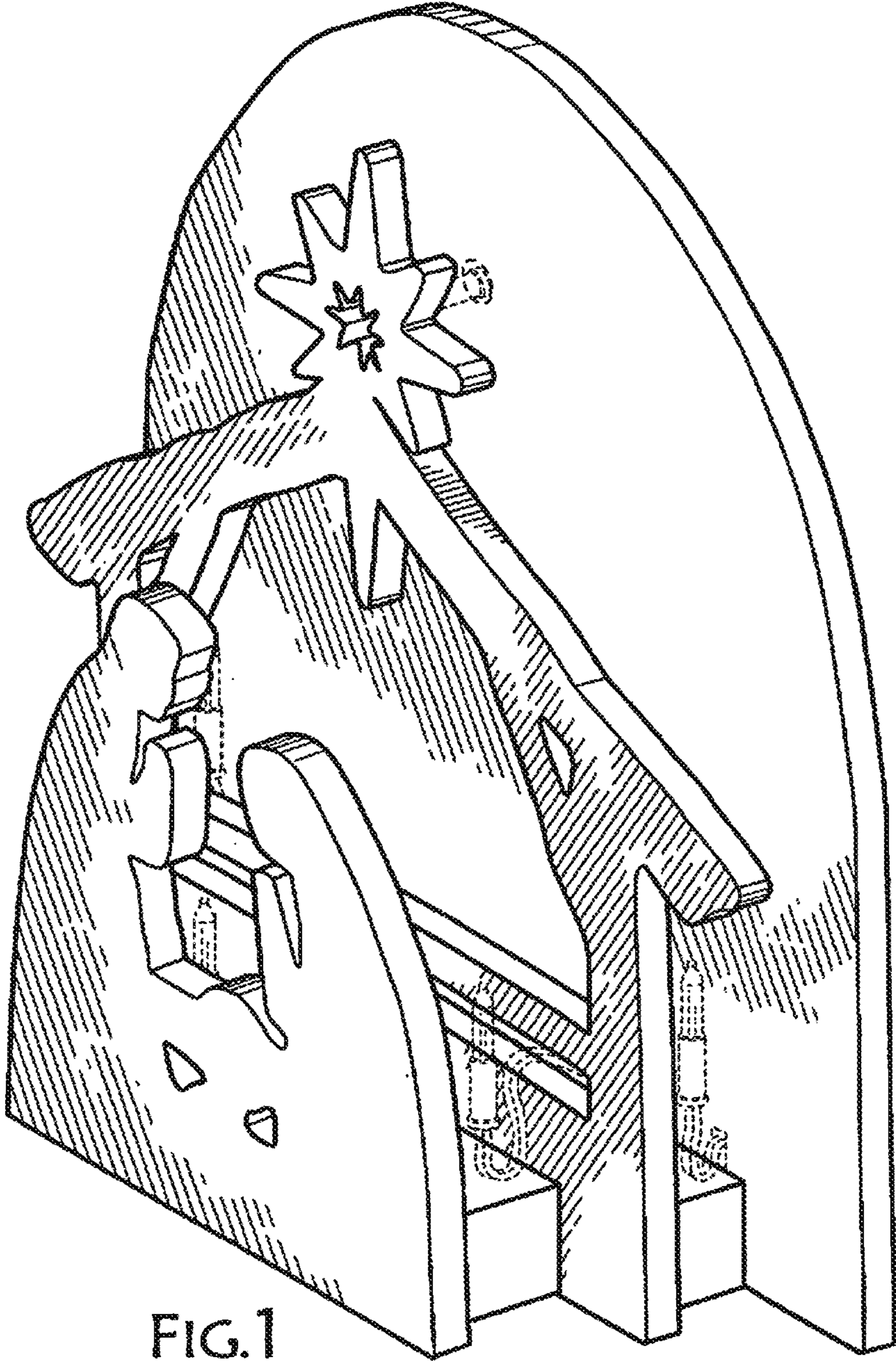


FIG. 1




FIG.2

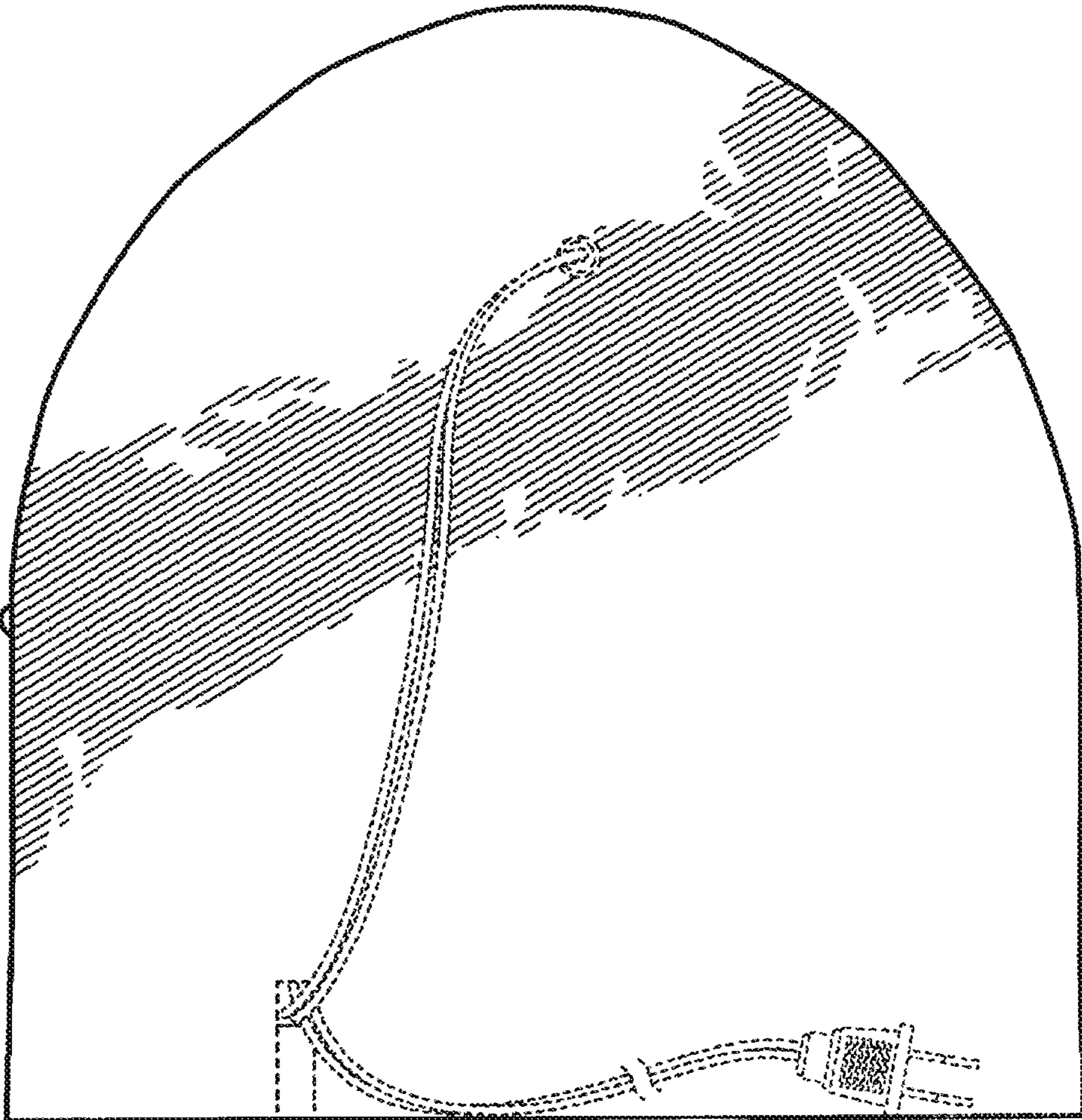


FIG.3

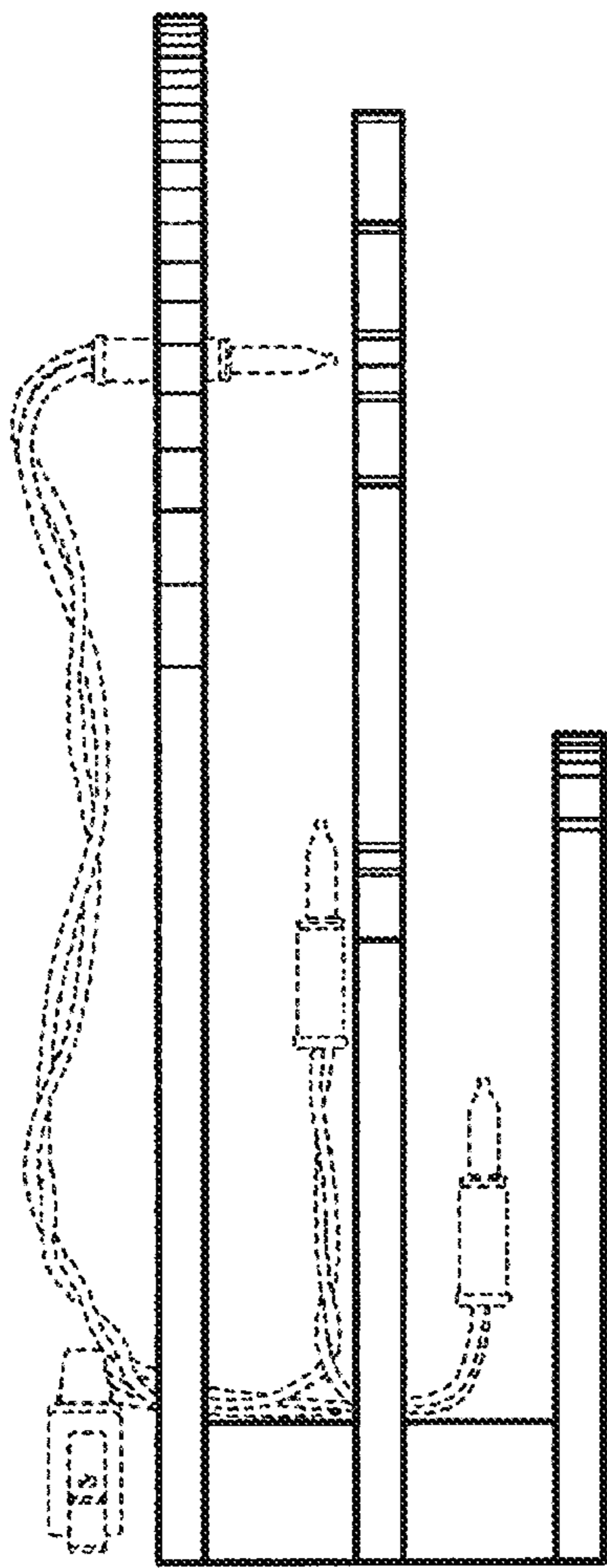


FIG. 4

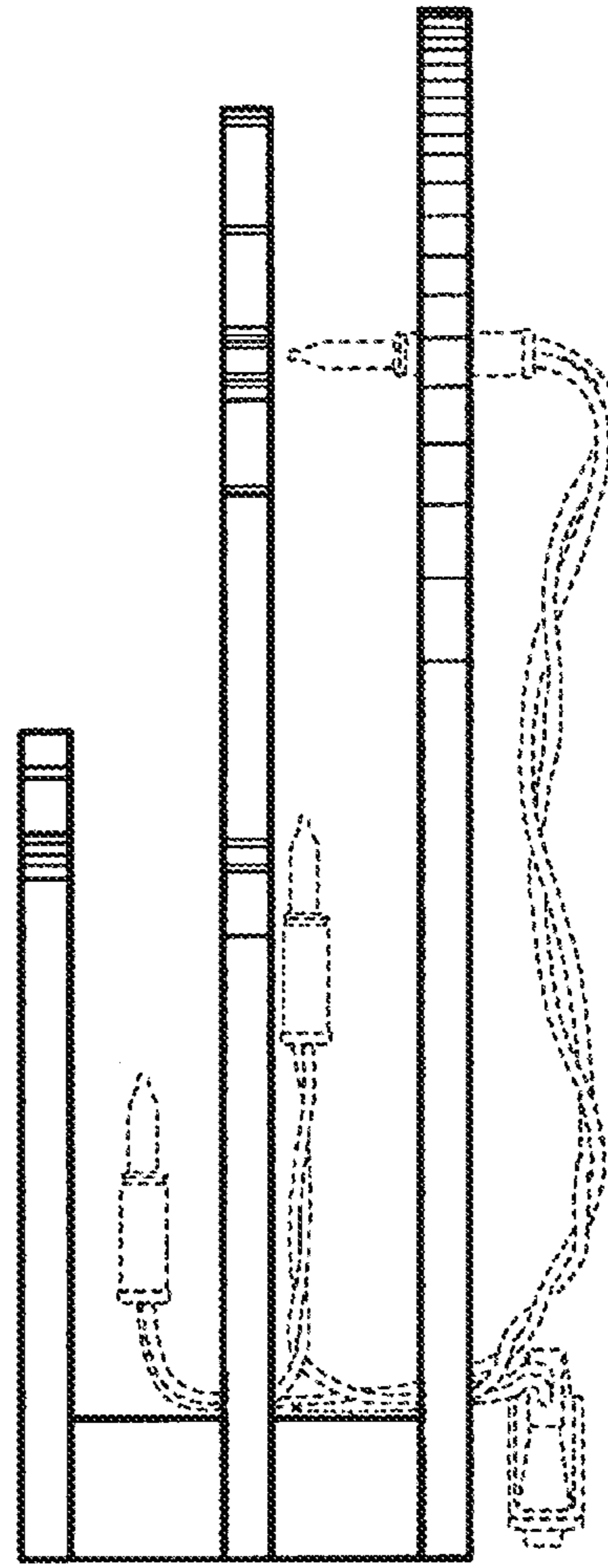


FIG. 5

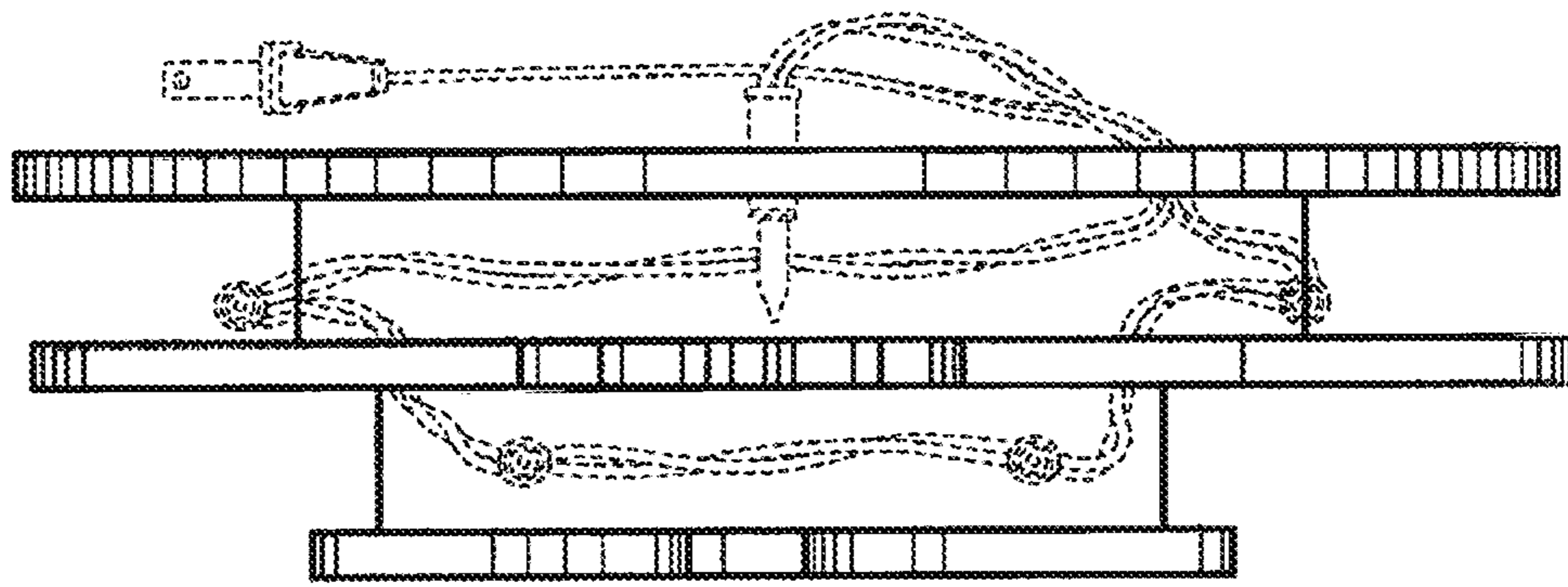


FIG. 6

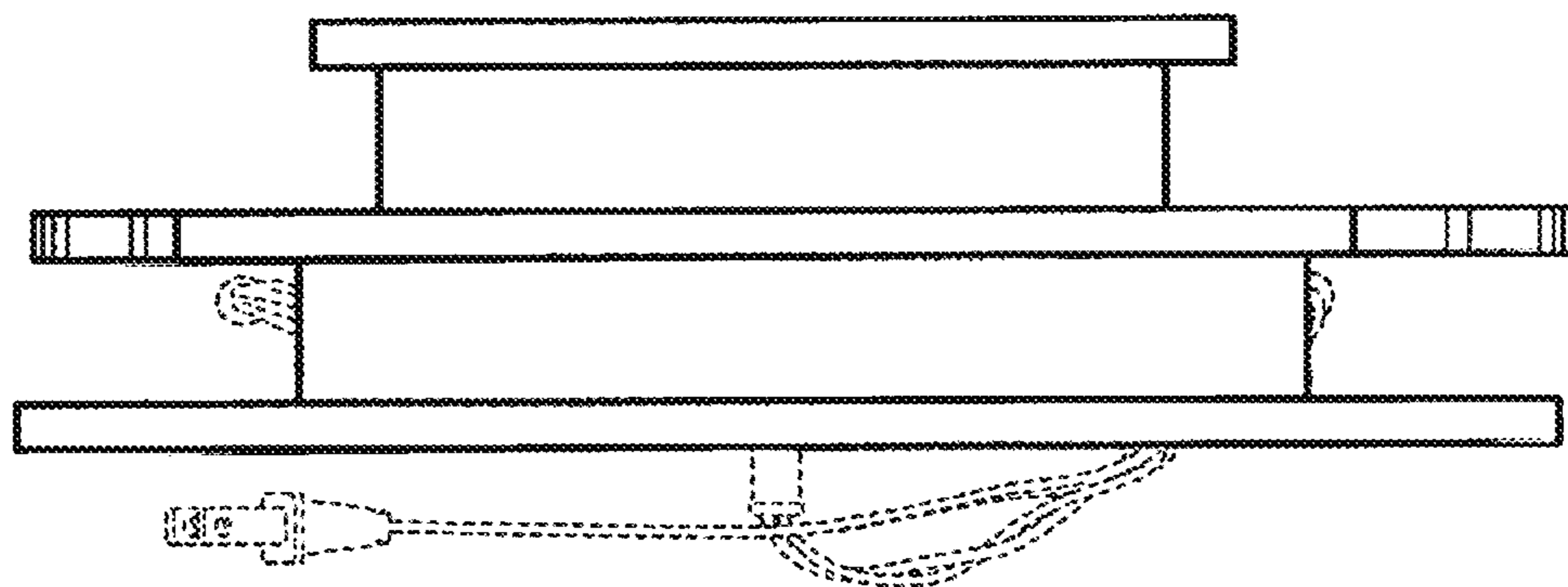


FIG. 7