



US00D882446S

(12) **United States Design Patent**
Atkinson et al.

(10) **Patent No.:** **US D882,446 S**
(45) **Date of Patent:** **** Apr. 28, 2020**

- (54) **BAND**
- (71) Applicant: **Equalitude, Inc.**, Lake Success, NY (US)
- (72) Inventors: **Imelda Atkinson**, Lake Success, NY (US); **Douglas Kaplan**, Lake Success, NY (US)
- (73) Assignee: **EQUALITUDE, INC.**, Lake Success, NY (US)
- (**) Term: **15 Years**
- (21) Appl. No.: **29/648,769**
- (22) Filed: **May 23, 2018**
- (51) **LOC (12) Cl.** **11-01**
- (52) **U.S. Cl.**
USPC **D11/6**
- (58) **Field of Classification Search**
USPC D11/1-12, 16-23, 26, 29, 37, 38, 76, 77, D11/78; D28/41; D14/344
CPC A44C 5/00; A44C 5/0007; A44C 5/0015; A44C 5/0023; A44C 5/003; A44C 5/0053; A44C 5/0084; A44C 9/00; A44C 9/0007; A44C 9/0053; A44C 13/00; A44C 15/00; A44C 15/001; A44C 15/002; A44C 15/0025
See application file for complete search history.

(56) **References Cited**

U.S. PATENT DOCUMENTS

D42,532 S *	5/1912	Bigney	D11/13
1,904,259 A *	4/1933	Zell	A44C 17/005
			D11/3
D106,058 S *	9/1937	Pomerantz	D11/6
D106,976 S *	11/1937	Hokerk	D11/6
D129,407 S *	9/1941	Wilmarth	D11/7

2,427,117 A *	9/1947	Barmache	A44C 5/107
			D11/4
D147,670 S *	10/1947	Katz	D11/6
D150,653 S *	8/1948	Pommier	D11/5
2,880,701 A *	4/1959	Foster	A01K 27/005
			D11/4
D281,957 S *	12/1985	Bulgari	D11/3
4,627,739 A *	12/1986	Shingo	A44C 5/12
			63/5.1
D292,180 S *	10/1987	Seraile	D11/11
D378,501 S *	3/1997	Garzi	D11/4
D401,527 S *	11/1998	Kelman	D11/4
D423,975 S *	5/2000	Graziano	D11/20
D447,436 S *	9/2001	Park	D11/4
6,293,034 B1 *	9/2001	Skapyak	G09F 3/00
			63/3
D452,958 S *	1/2002	Goulet Mauboussin	D11/3
D470,073 S *	2/2003	Valentini	D11/5

(Continued)

Primary Examiner — L. Martinez

(74) *Attorney, Agent, or Firm* — K&L Gates LLP; Louis C. Cullman; Brian J. Novak

(57) **CLAIM**

The ornamental design for a band, as shown and described.

DESCRIPTION

The file of this patent contains at least one drawing/photograph executed in color. Copies of this patent with color drawing(s)/photograph(s) will be provided by the Office upon request and payment of the necessary fee.

FIG. 1 is a perspective view of a band showing our new design.

FIG. 2 is a front view of the band of FIG. 1.

FIG. 3 is a rear view of the band of FIG. 1.


FIG. 4 is a top view of the band of FIG. 1.

FIG. 5 is a bottom view of the band of FIG. 1.

FIG. 6 is a first side view of the band of FIG. 1; and,

FIG. 7 is a second side view of the band of FIG. 1.

1 Claim, 5 Drawing Sheets
(5 of 5 Drawing Sheet(s) Filed in Color)



(56)

References Cited

U.S. PATENT DOCUMENTS

D525,554 S * 7/2006 Astala A44C 25/00
D11/6
D555,029 S * 11/2007 Hall D11/14
D591,635 S * 5/2009 Cazzola D11/19
D684,496 S * 6/2013 Haimoff D11/3
D709,401 S * 7/2014 Arostini D11/3
D803,085 S * 11/2017 Hagen D11/1
D803,088 S * 11/2017 Mandreucci D11/4
D824,274 S * 7/2018 Trafton D11/3
D828,209 S * 9/2018 Cazzola D11/16
D835,345 S * 12/2018 Lederer D28/41
D842,540 S * 3/2019 Yu D28/41
D843,057 S * 3/2019 Chu D28/41
2008/0127677 A1 * 6/2008 Williams A44C 5/2076
63/3.1
2013/0305782 A1 * 11/2013 Butler A44C 5/20
63/12
2014/0053603 A1 * 2/2014 Kaupp A44C 5/00
63/12

* cited by examiner




FIG. 1




FIG. 2




FIG. 3





FIG. 4

1

FIG. 5






FIG. 6




FIG. 7