



US00D882444S

(12) **United States Design Patent** (10) **Patent No.:** **US D882,444 S**
Bode (45) **Date of Patent:** **** Apr. 28, 2020**

(54) **WATCH DIAL**

FOREIGN PATENT DOCUMENTS

(71) Applicant: **Lange Uhren GmbH**, Glashutte (DE)

CN 201630328335 * 7/2016
CN 201630472852 * 9/2016

(72) Inventor: **Nils Bode**, Hannover (DE)

OTHER PUBLICATIONS

(73) Assignee: **Lange Uhren GmbH**, Glashutte (DE)

Amazon, Bering Mens Analogue Watch, posted Feb. 19, 2016, [online], [visited Sep. 10, 2019]. Internet, URL: https://www.amazon.co.uk/Bering-Analogue-Quartz-Stainless-11938-007/dp/B01BFCMDJW/ref=olp_product_details?_encoding=UTF8&me= (Year: 2016).*

(**) Term: **15 Years**

(21) Appl. No.: **29/666,448**

(22) Filed: **Oct. 12, 2018**

* cited by examiner

(30) **Foreign Application Priority Data**

Apr. 16, 2018 (WO) DM/100709

Primary Examiner — Sheryl Lane

(51) **LOC (12) Cl.** **10-07**

Assistant Examiner — Samantha N Wood

(52) **U.S. Cl.**
USPC **D10/126**

(74) *Attorney, Agent, or Firm* — Taft Stettinius & Hollister LLP

(58) **Field of Classification Search**

USPC D10/1, 6, 7, 8, 30, 31, 32, 37, 38, 39,
D10/122, 123, 124, 125, 126, 132, 128

(57) **CLAIM**

CPC G04B 1/00; G04B 19/00; G04B 19/02;
G04B 19/046; G04B 19/06; G04B
19/065; G04B 19/08; G04B 19/085;
G04B 19/18; G04B 19/12; G04B 19/20;
G04B 19/202; G04B 19/24; G04B 19/166

The ornamental design for a watch dial, as shown and described.

See application file for complete search history.

DESCRIPTION

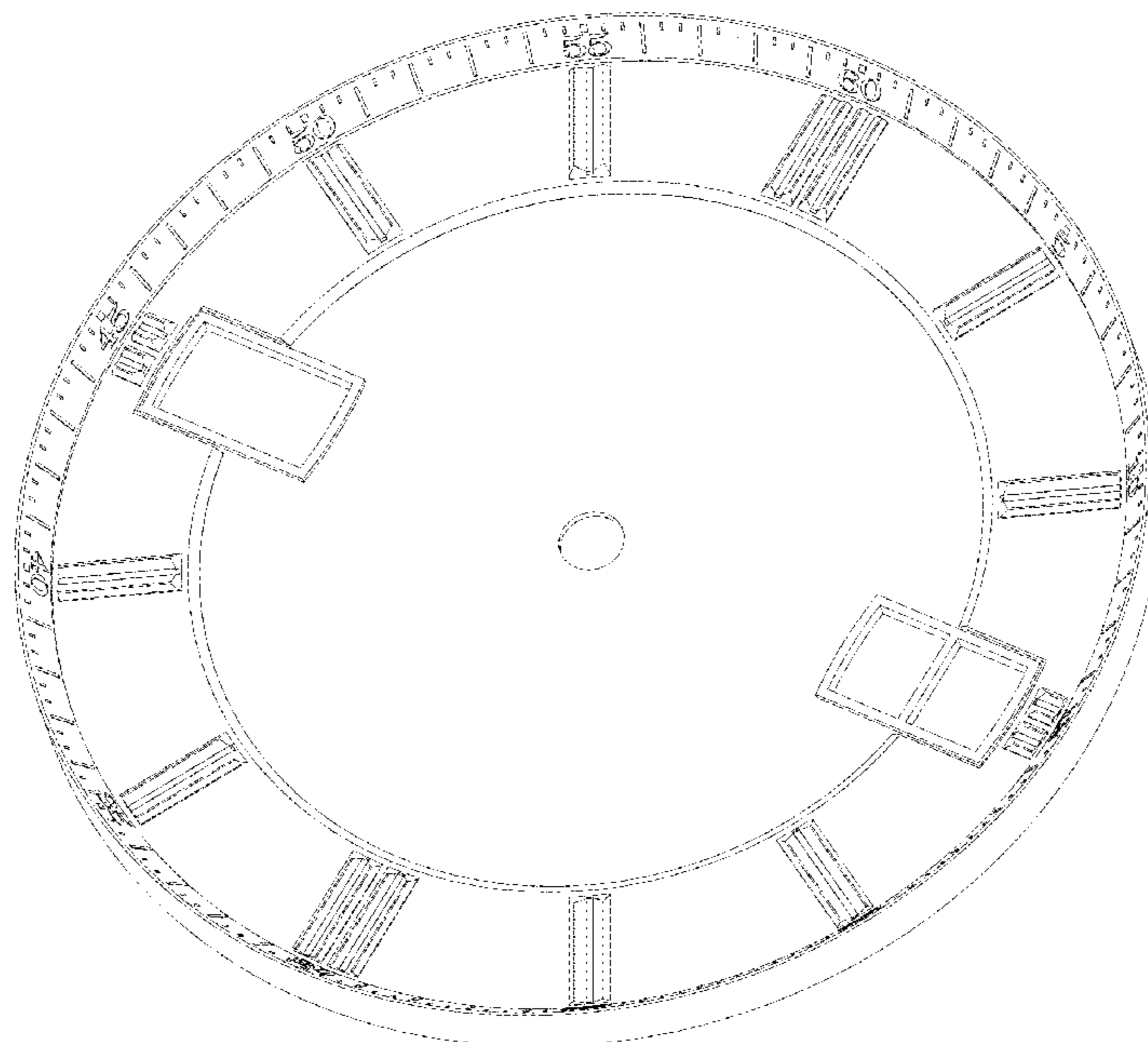
(56) **References Cited**

U.S. PATENT DOCUMENTS

D698,268 S * 1/2014 Mijatovic D10/32
D722,901 S * 2/2015 Cerrato D10/126
D743,828 S * 11/2015 Choisnes D10/124
D746,713 S * 1/2016 Cerrato D10/126
D768,526 S * 10/2016 Cerrato D10/126
D796,982 S * 9/2017 Muller D10/126
D798,180 S * 9/2017 Kamilindi D10/126

FIG. 1 is a front elevational view of a watch dial showing my new design;
FIG. 2 is a back elevational view thereof;
FIG. 3 is a right side elevational view thereof;
FIG. 4 is a left side elevational view thereof;
FIG. 5 is a bottom plan view thereof;
FIG. 6 is a top plan view thereof;
FIG. 7 is a front, right side perspective view thereof; and,
FIG. 8 is a back, left side perspective view thereof.

1 Claim, 8 Drawing Sheets



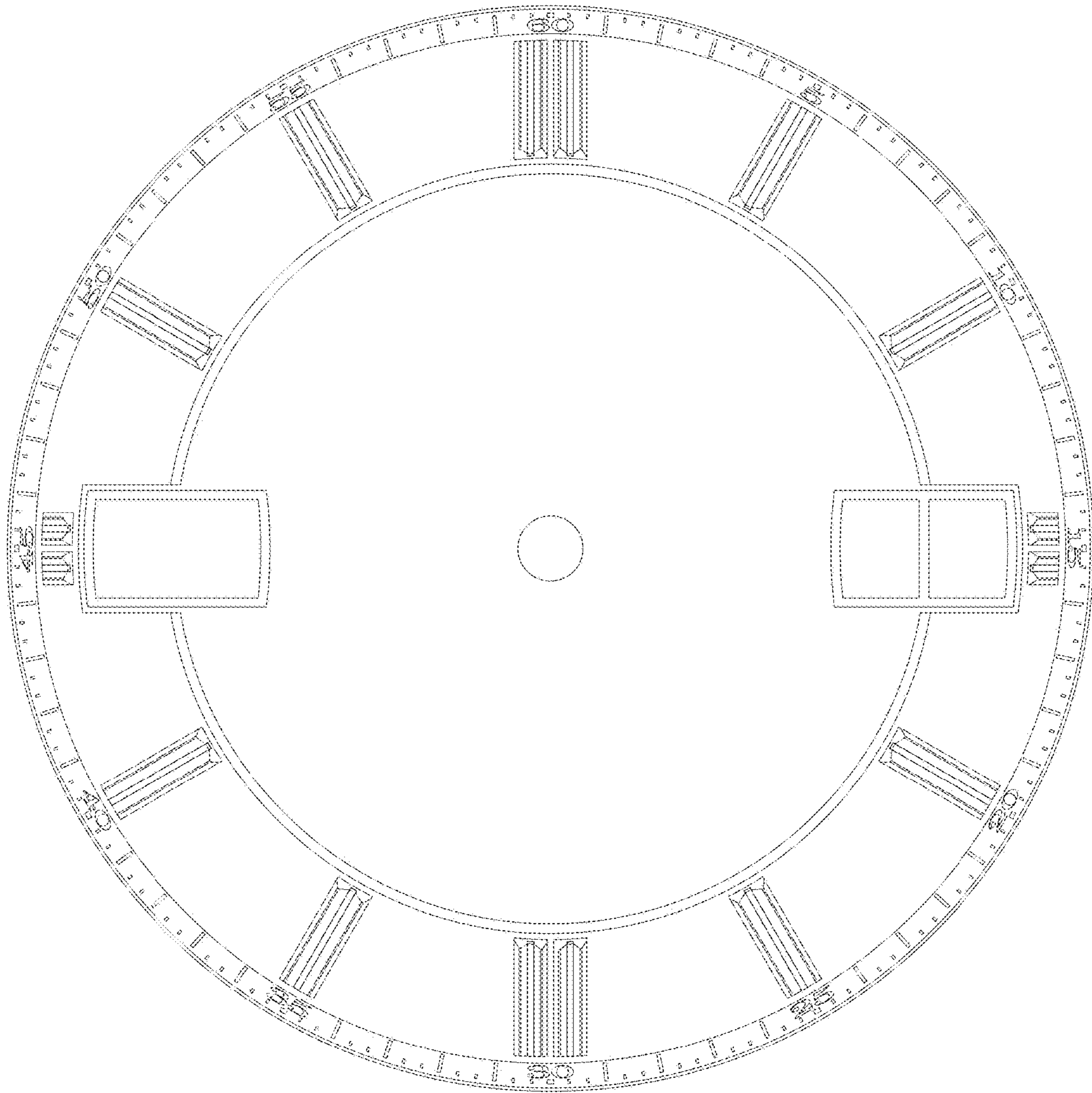


Fig. 1

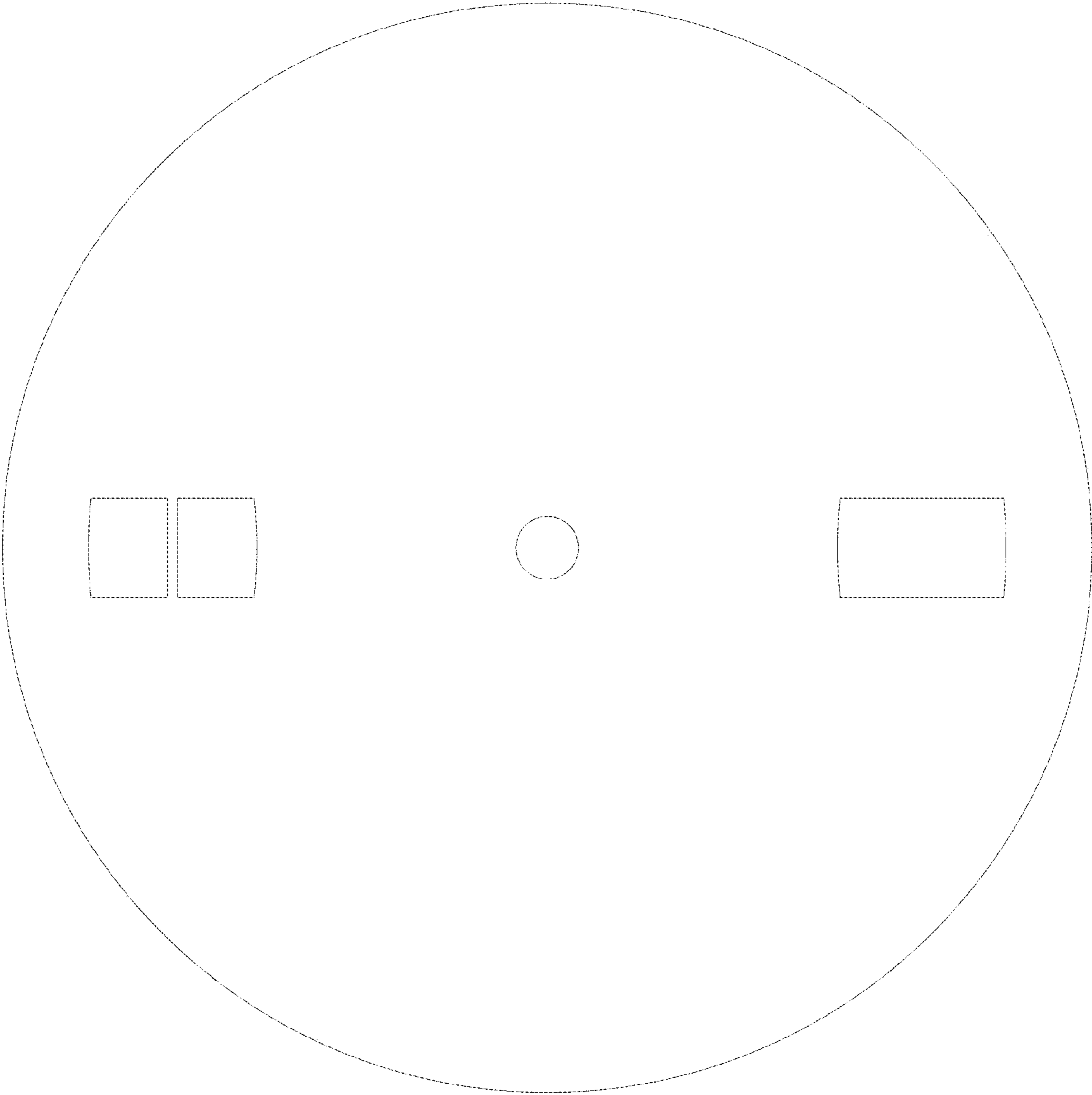


Fig. 2



Fig. 3



Fig. 4



Fig. 5



Fig. 6

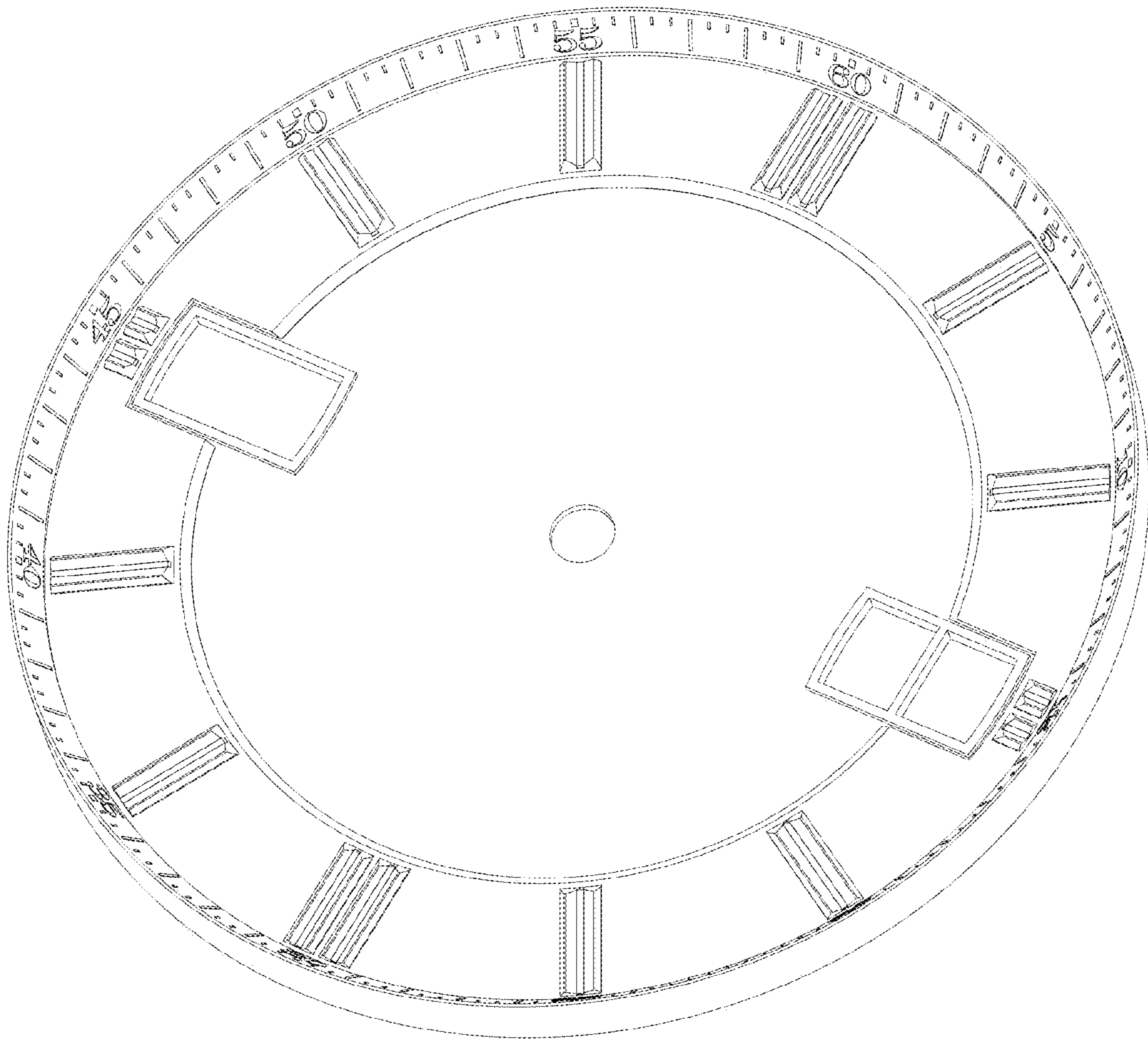


Fig. 7

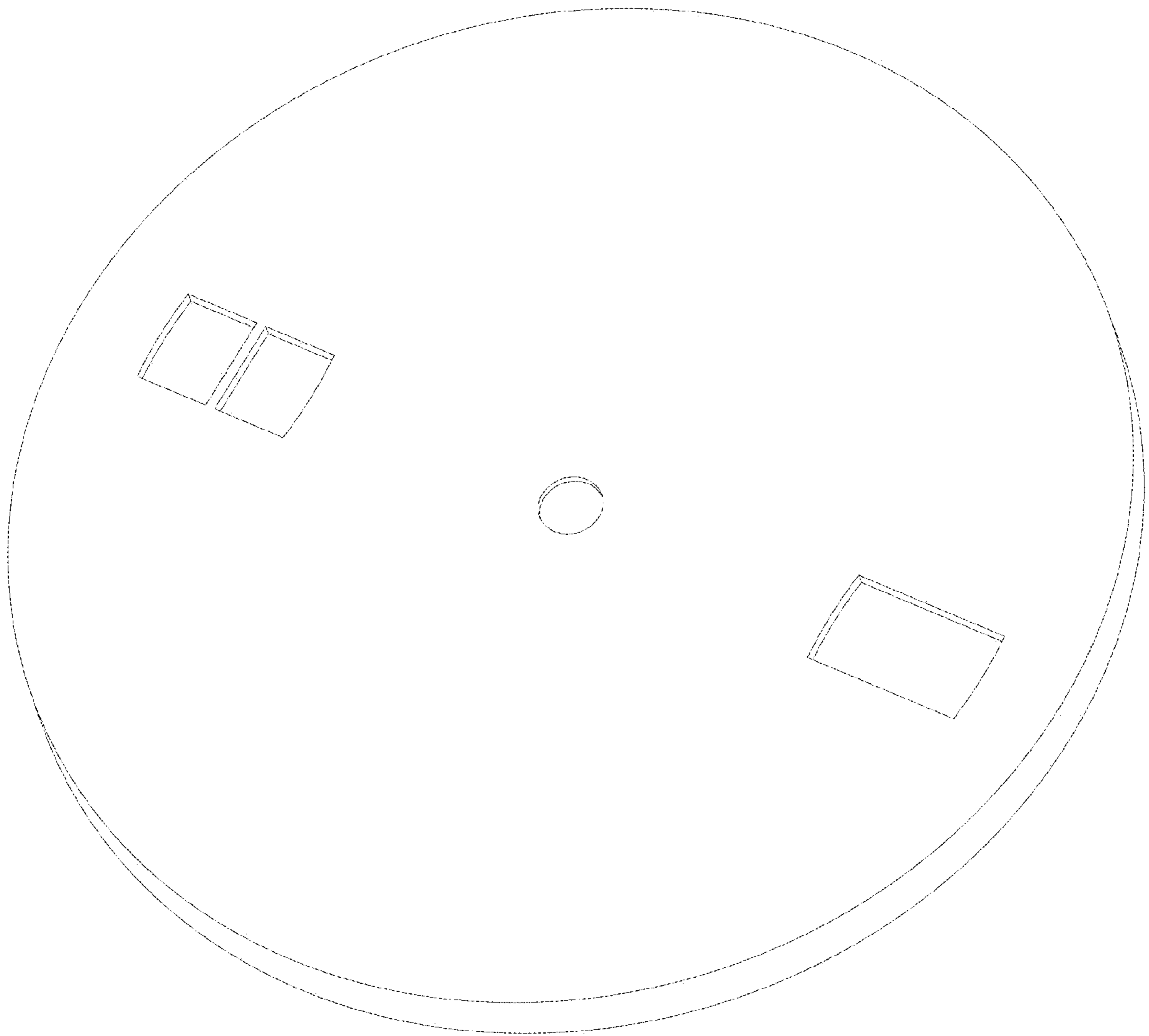


Fig. 8