



US00D882401S

(12) **United States Design Patent**
Yokokura et al.

(10) **Patent No.:** **US D882,401 S**
(45) **Date of Patent:** **** Apr. 28, 2020**

- (54) **PACKAGING CONTAINER**
- (71) Applicant: **KOSE CORPORATION**, Tokyo (JP)
- (72) Inventors: **Naoko Yokokura**, Tokyo (JP); **Yumi Kanamura**, Tokyo (JP)
- (73) Assignee: **KOSE CORPORATION**, Tokyo (JP)
- (**) Term: **15 Years**
- (21) Appl. No.: **29/599,500**
- (22) Filed: **Apr. 4, 2017**

D84,887 S *	8/1931	Fuerst	D9/554
D127,479 S *	5/1941	Buckingham	D9/452
D139,378 S *	11/1944	Coleman	D9/554
D191,418 S *	9/1961	Nassour	D9/632
3,590,989 A *	7/1971	Wittwer	B65D 21/0237
			206/459.5
D258,202 S *	2/1981	Astor	D9/503
5,165,603 A *	11/1992	Hahn	A45D 40/0068
			206/823
D365,026 S *	12/1995	Kotyuk, Jr.	D9/545
D491,066 S *	6/2004	Le Goff	D9/500
2015/0291312 A1 *	10/2015	Kalagher	B65D 81/3227
			215/6

(30) **Foreign Application Priority Data**

Nov. 29, 2016 (JP) 2016-025875

(51) **LOC (12) Cl.** **09-01**

(52) **U.S. Cl.**
USPC **D9/503**; D9/452; D9/454; D9/554

(58) **Field of Classification Search**
USPC D9/434-435, 444-445, 452, 454, 500,
D9/503-505, 516, 549, 554, 558, 567,
D9/682, 686, 688, 690-691, 715, 719,
D9/601, 670

CPC B65D 1/00; B65D 1/02; B65D 1/0207;
B65D 1/0223; B65D 1/10; B65D 23/00;
B65D 81/00; B65D 2501/00; B65D
2501/0009

See application file for complete search history.

(56) **References Cited**

U.S. PATENT DOCUMENTS

D65,157 S *	7/1924	Benois	D9/505
D72,459 S *	4/1927	Taylor et al.	D9/554
D72,483 S *	4/1927	Long et al.	D9/540

OTHER PUBLICATIONS

News Release dated Aug. 8, 2016, by Kose Corporation.

* cited by examiner

Primary Examiner — Dana Meyrow

(74) *Attorney, Agent, or Firm* — Bacon & Thomas, PLLC

(57) **CLAIM**

The ornamental design for packaging container, as shown and described.

DESCRIPTION

FIG. 1 is a perspective view of the invention.
 FIG. 2 is a front view of the invention.
 FIG. 3 is a rear view of the invention.
 FIG. 4 is a top plan view of the invention.
 FIG. 5 is a bottom plan view of the invention.
 FIG. 6 is a right side view of the invention; and,
 FIG. 7 is a left side view of the invention.
 The broken lines in the figures illustrate the portions of the design that form no part of the claimed design.

1 Claim, 7 Drawing Sheets

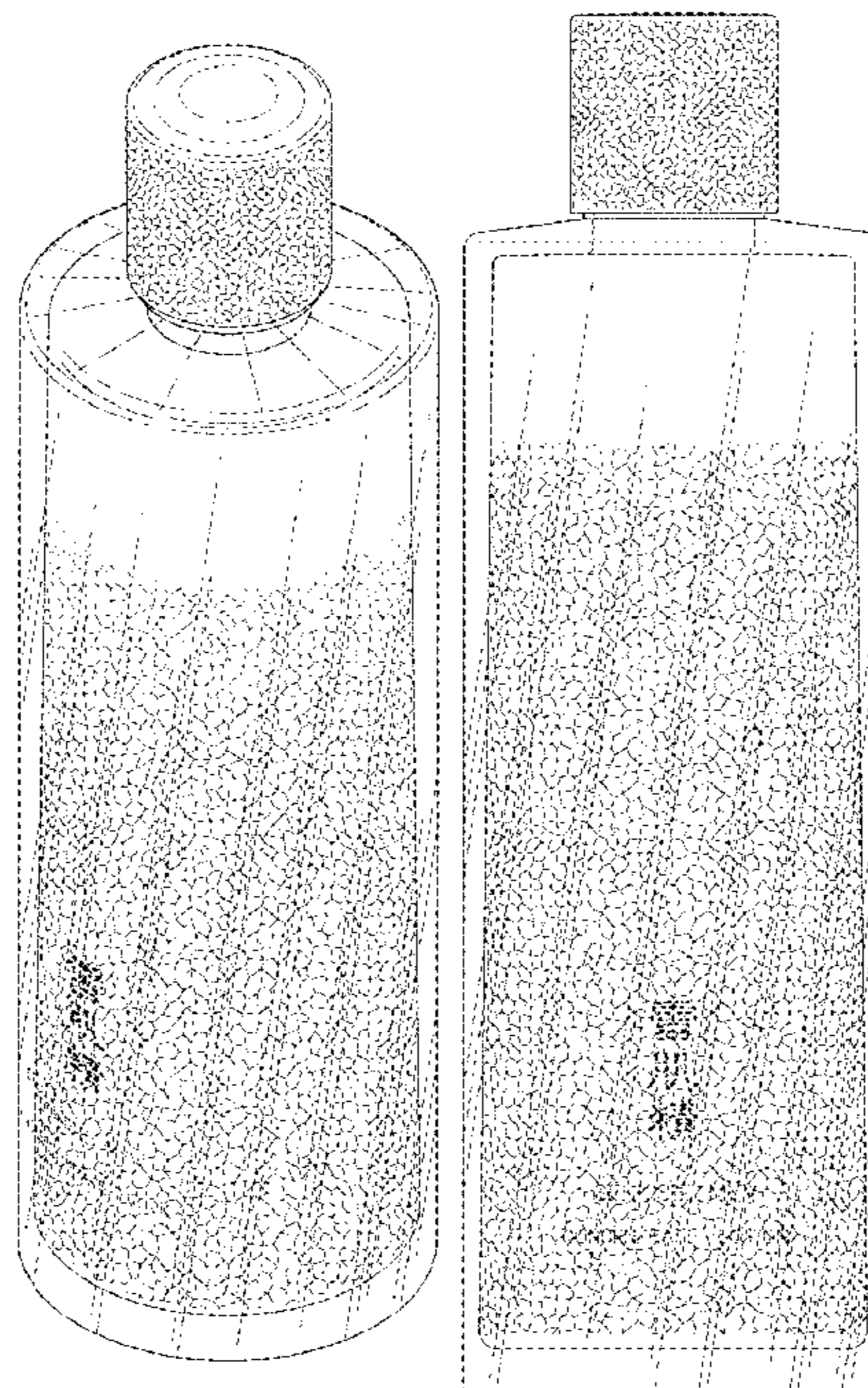


FIG. 1

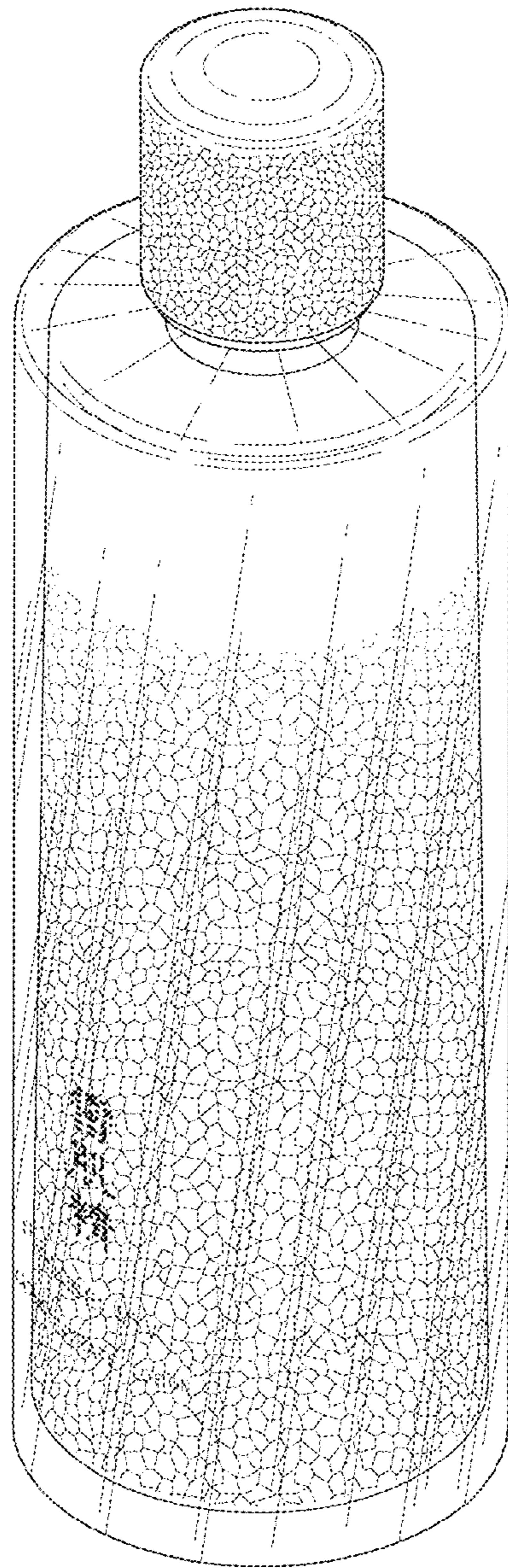


FIG. 2

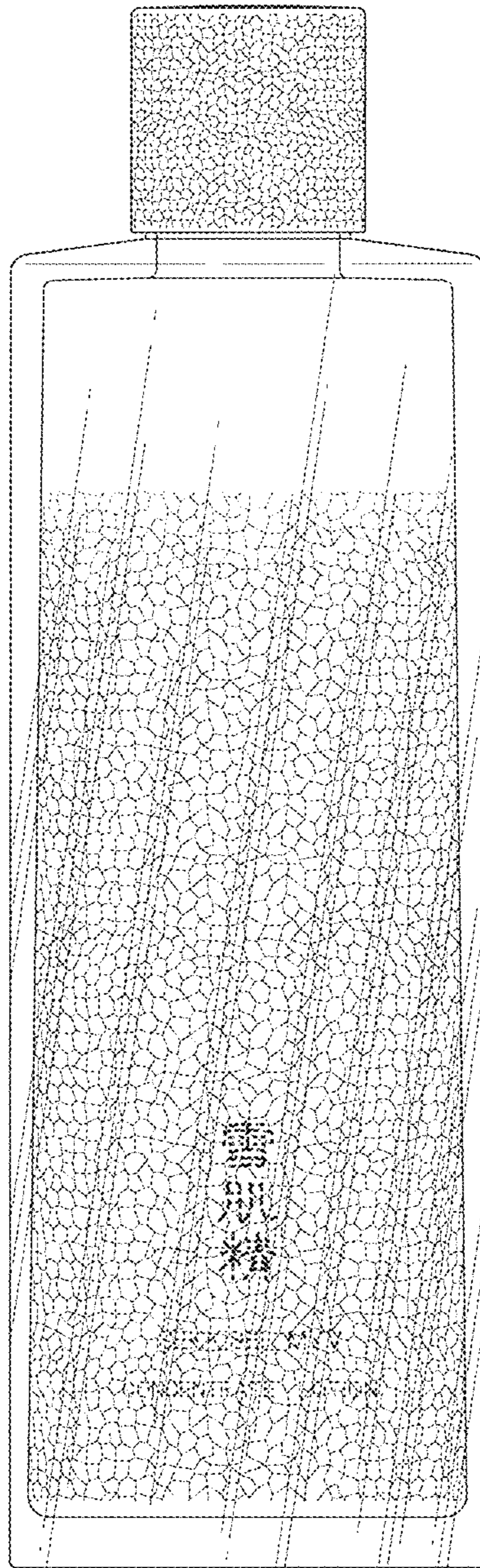


FIG. 3

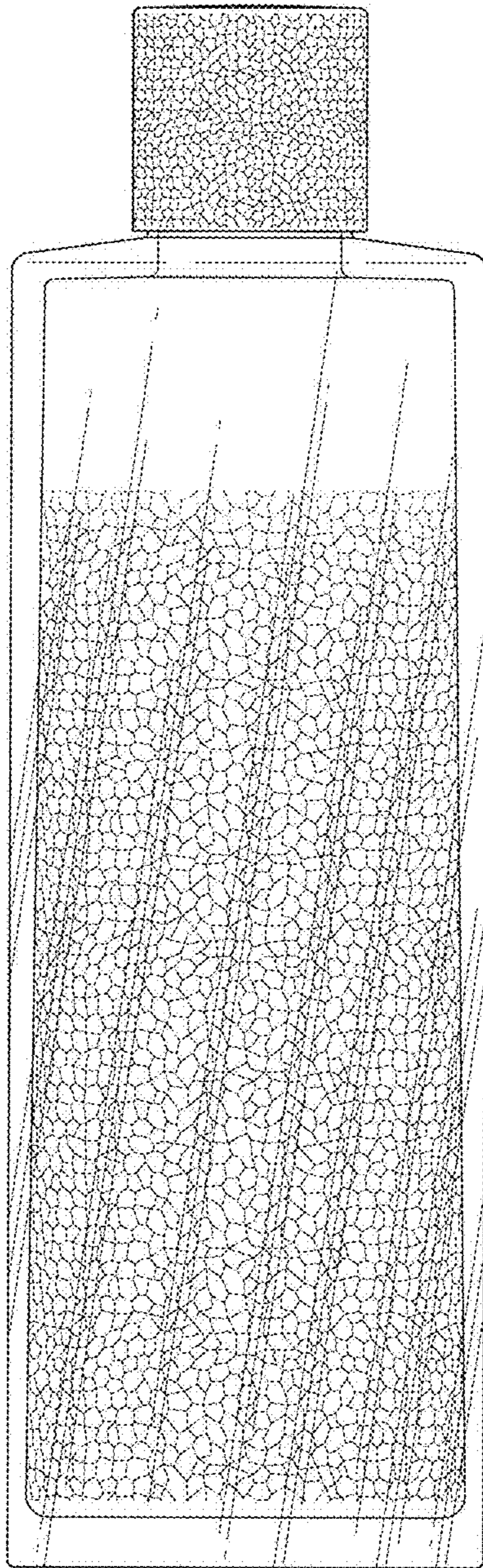


FIG. 4

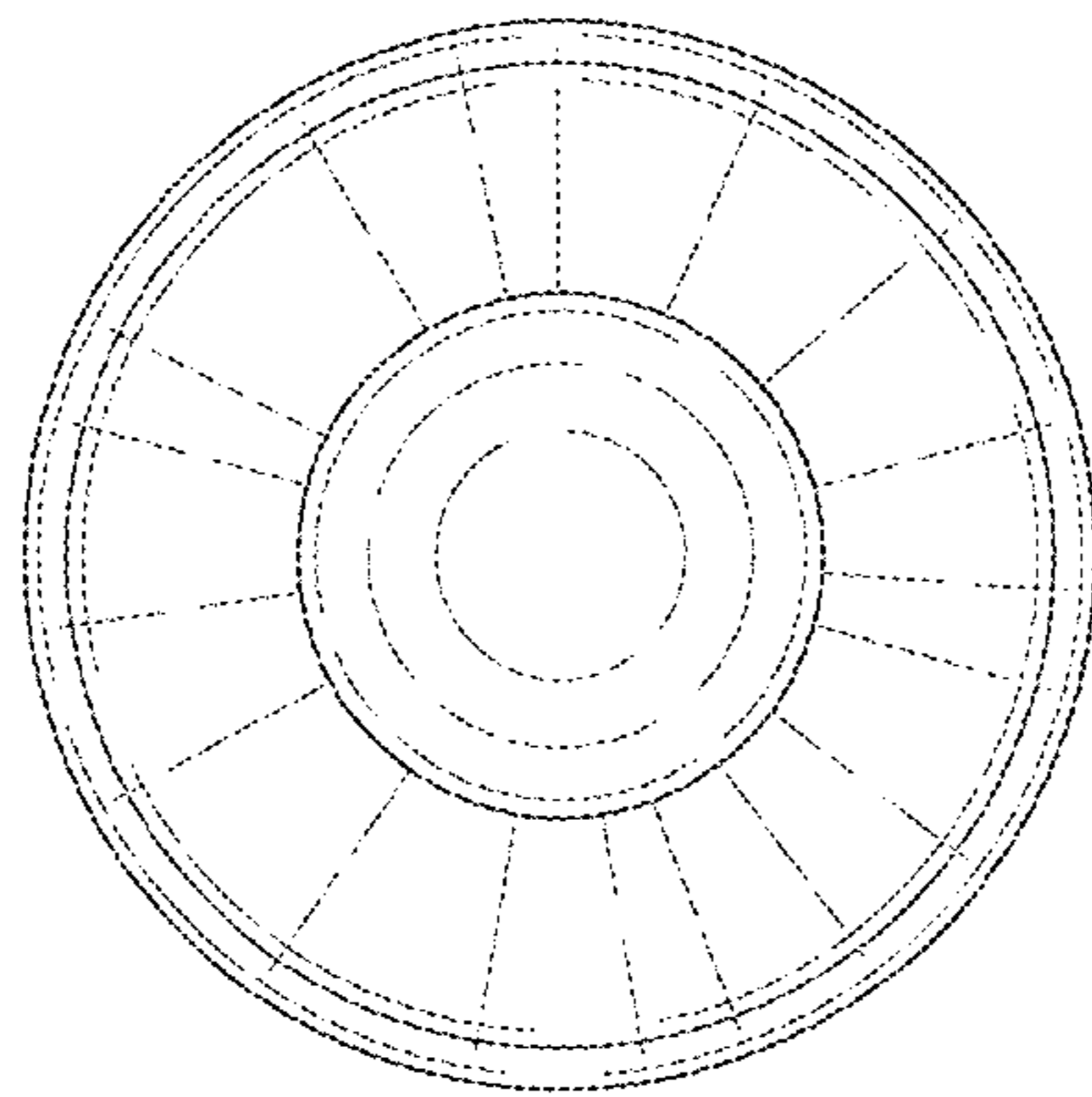


FIG. 5

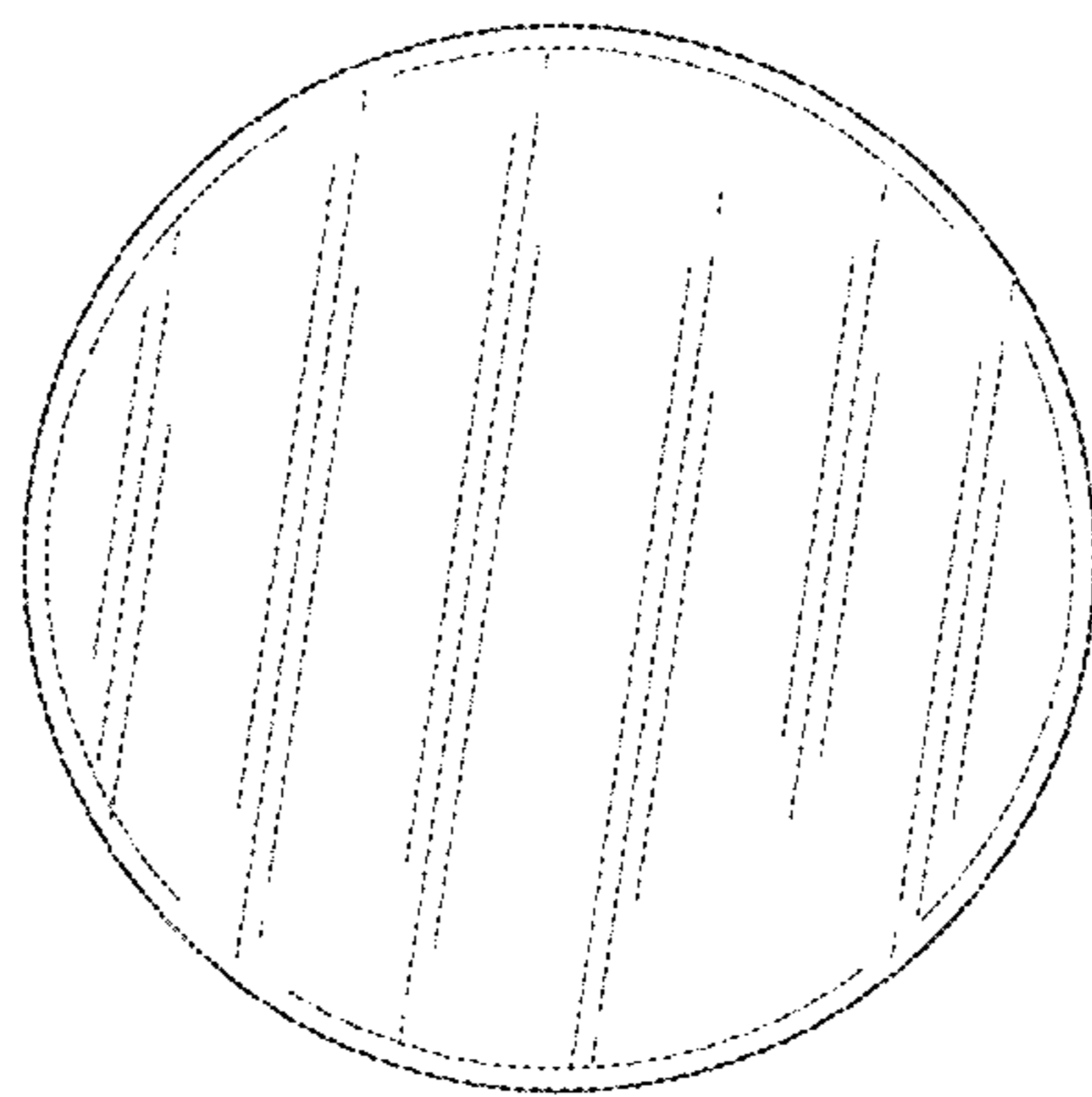


FIG. 6

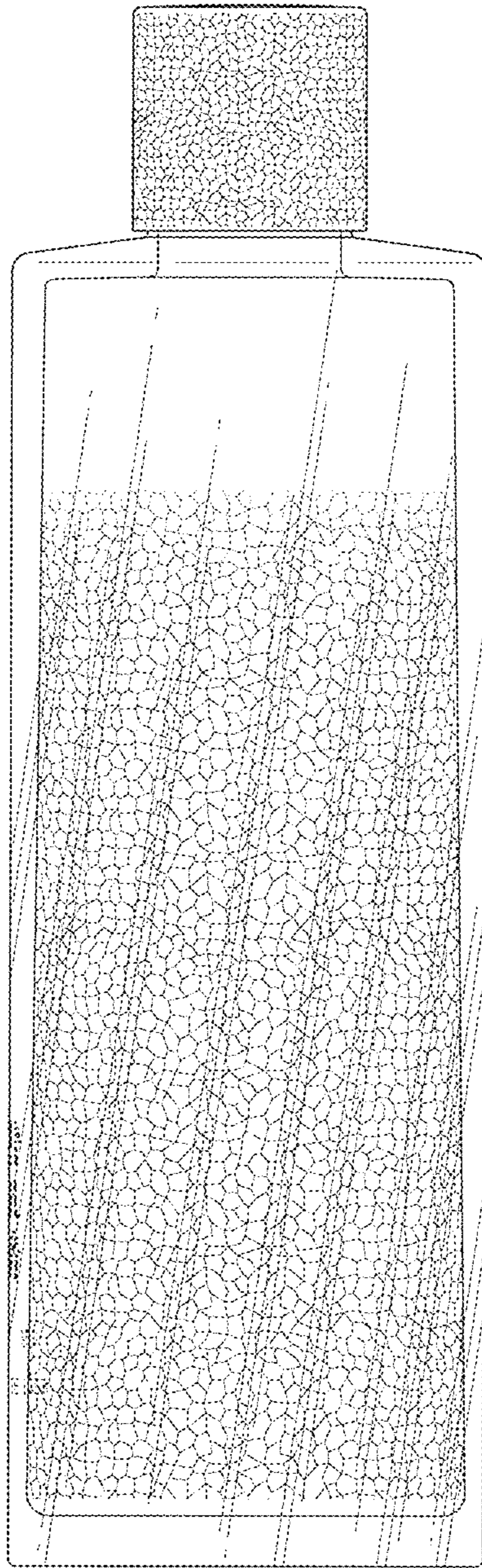


FIG. 7

