



US00D882388S

(12) **United States Design Patent** (10) **Patent No.:** **US D882,388 S**
Schramm et al. (45) **Date of Patent:** **** *Apr. 28, 2020**

- (54) **HAMMER NUT**
- (71) Applicant: **CATERPILLAR INC.**, Deerfield, IL (US)
- (72) Inventors: **Zachary A. Schramm**, Antioch, IL (US); **Brian G. Tyler**, Trevor, WI (US); **Bradley J. Briars**, Palatine, IL (US)
- (73) Assignee: **Caterpillar Inc.**, Peoria, IL (US)
- (*) Notice: This patent is subject to a terminal disclaimer.
- (**) Term: **15 Years**
- (21) Appl. No.: **29/665,844**
- (22) Filed: **Oct. 8, 2018**
- (51) **LOC (12) Cl.** **08-08**
- (52) **U.S. Cl.**
USPC **D8/397**
- (58) **Field of Classification Search**
USPC D8/397, 394, 382, 349, 399; 411/427, 411/374
CPC A61B 17/0401; E04D 13/1476; E04G 25/065; F16B 41/002; F16B 23/0061; F16B 37/14; F16B 35/00
See application file for complete search history.

(56) **References Cited**

U.S. PATENT DOCUMENTS

92,199	A *	7/1869	Mair	24/713.7
139,230	A *	5/1873	Bell	403/210
713,537	A *	11/1902	Treadwell	403/282
2,379,804	A *	7/1945	Johnson	411/302
D172,741	S *	8/1954	Cooper	D8/367
2,813,692	A *	11/1957	Peterson et al.	248/56
D197,915	S *	4/1964	Ayars	7/164
3,198,555	A *	8/1965	Johnson et al.	
4,089,077	A *	5/1978	Morton	B25F 1/00 7/138

D249,326	S *	9/1978	Johanson	D8/367
4,371,293	A *	2/1983	Wilcox et al.	405/302.1
D269,410	S *	6/1983	Johansson	D8/367
D269,411	S *	6/1983	Johansson	D8/367
D290,965	S *	7/1987	Satalof et al.	D17/13
D331,695	S *	12/1992	O'Keefe	D8/356
D339,814	S *	9/1993	Pepper	D15/139

(Continued)

FOREIGN PATENT DOCUMENTS

WO WO 2013/116059 A1 8/2013

OTHER PUBLICATIONS

Kemper Valve & Fittings Corporation, Flow Control Products, Feb. 18, 2014 (20 pages).

(Continued)

Primary Examiner — Cynthia R Underwood

(74) Attorney, Agent, or Firm — Finnegan, Henderson, Farabow, Garrett & Dunner, LLP

(57) **CLAIM**

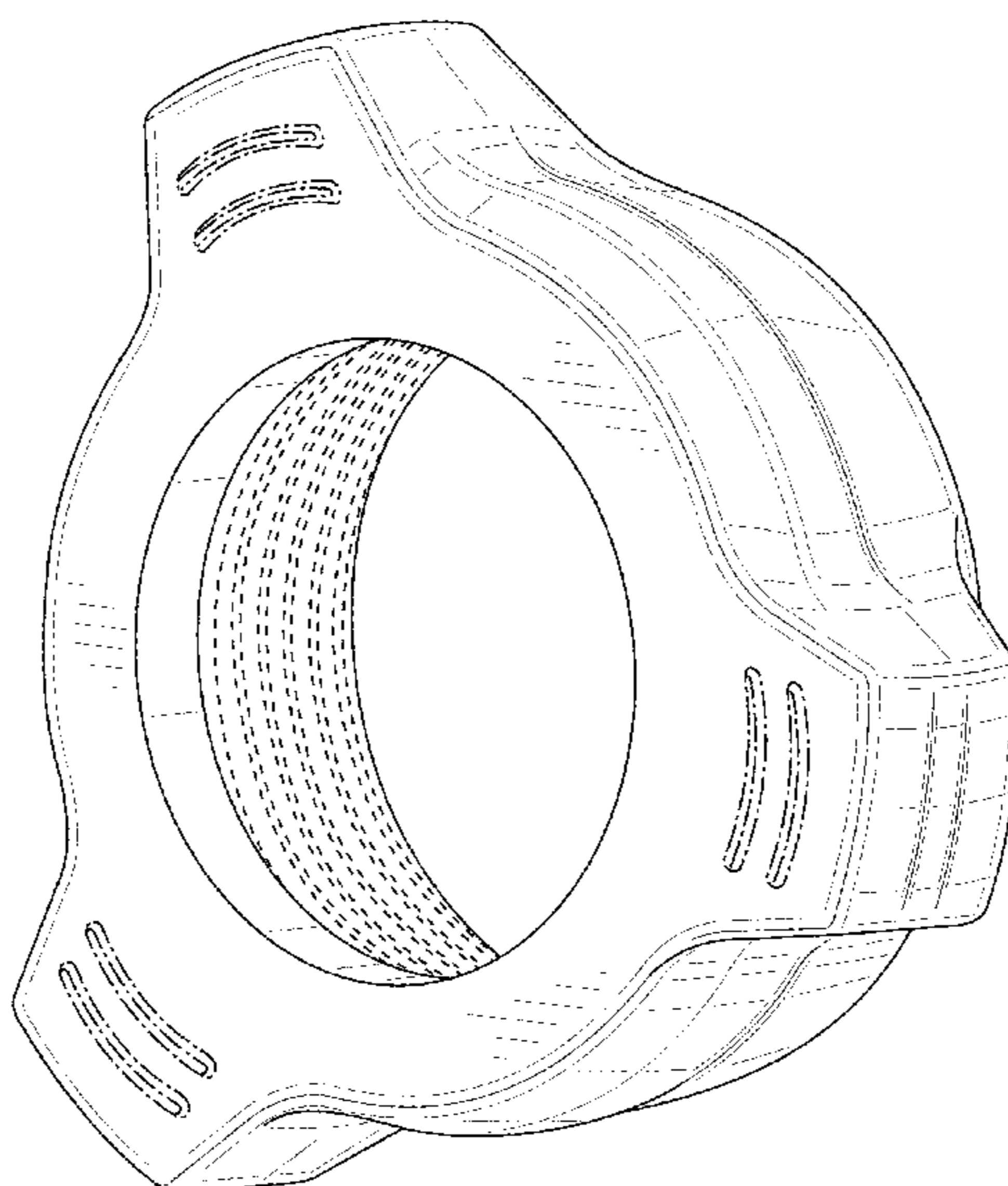
The ornamental design for a hammer nut, as shown and described.

DESCRIPTION

FIG. 1 is a front, top, right perspective view of a hammer nut showing the new design; FIG. 2 is a rear, top, left perspective view thereof; FIG. 3 is a front elevation view thereof; FIG. 4 is a rear elevation view thereof; FIG. 5 is a right side view thereof; and, FIG. 6 is a left side view thereof.

The broken lines of uneven length shown in the drawings illustrate the boundary of the claimed design and form no part thereof. The broken lines of even length shown in the drawings illustrate portions of the hammer nut that form no part of the claimed design.

1 Claim, 6 Drawing Sheets



(56)

References Cited

U.S. PATENT DOCUMENTS

5,251,964 A * 10/1993 Ojanen B23K 1/001
 175/435
 D360,127 S * 7/1995 Stiner D20/42
 D364,084 S * 11/1995 Yaich D8/356
 5,684,258 A * 11/1997 Liao G10D 13/00
 224/910
 D399,730 S * 10/1998 Pitre D8/399
 5,819,610 A * 10/1998 Brannan B25B 13/48
 81/437
 6,130,375 A * 10/2000 Kellogg et al. 84/327
 6,505,532 B1 * 1/2003 Lawson B25B 13/48
 81/124.3
 6,781,048 B1 * 8/2004 Royce 84/454
 6,823,741 B2 11/2004 Gammon
 6,945,569 B1 9/2005 Diaz et al.
 D512,302 S * 12/2005 Velten D8/397
 D550,545 S * 9/2007 Ernst et al. D8/373
 D561,019 S * 2/2008 Riedel D8/397
 D563,206 S * 3/2008 Bakker et al. D8/356
 D582,763 S * 12/2008 Riedel D8/397
 D598,919 S * 8/2009 Takemasa et al. D14/432
 D620,781 S * 8/2010 Weckworth D8/356
 D625,915 S * 10/2010 Parsley et al. D3/232
 D630,497 S * 1/2011 Allina, Jr. H01R 4/48
 D8/356
 D636,623 S * 4/2011 Edgemont D6/595
 7,930,800 B1 * 4/2011 Castrale et al. 16/2.2
 8,096,017 B2 * 1/2012 Van Walraven et al. 16/2.1
 D661,343 S * 6/2012 Cox D17/99
 D674,350 S * 1/2013 Hodge et al. D13/155
 D684,845 S * 6/2013 Wood A62B 35/04
 D8/356
 D691,034 S * 10/2013 Field D8/399
 8,545,157 B2 * 10/2013 Golovashchenko 411/531
 8,567,029 B2 * 10/2013 Oymaian B23D 63/18
 254/25
 D693,668 S * 11/2013 Wojtowicz D8/394
 8,616,818 B2 * 12/2013 Travis F16B 43/00
 411/371.1

D702,543 S * 4/2014 Bell D8/397
 D713,237 S * 9/2014 Towner D8/323
 D713,240 S * 9/2014 Chance D8/356
 D721,952 S * 2/2015 Parthibhan D8/397
 9,097,369 B2 8/2015 McGuire
 9,109,727 B1 8/2015 Madson
 D747,183 S * 1/2016 Davidson D8/397
 9,322,424 B2 4/2016 Pamer et al.
 D763,674 S * 8/2016 Nagaki D8/394
 D769,111 S * 10/2016 Kamiya D8/394
 D776,519 S * 1/2017 Almaghlouth D8/399
 D778,702 S * 2/2017 Mouthaan D8/71
 D809,375 S * 2/2018 Wyser D8/395
 D817,140 S * 5/2018 Mouthaan D8/71
 10,006,479 B2 * 6/2018 Dickinson B29C 45/006
 D830,161 S * 10/2018 Russo D8/399
 D835,503 S * 12/2018 Votel D8/394
 D835,979 S * 12/2018 Lin D8/399
 10,159,378 B1 * 12/2018 Orban A47J 36/12
 10,174,783 B1 * 1/2019 Nichols F16B 43/001
 D840,779 S * 2/2019 Votel D8/72
 D844,424 S * 4/2019 MacDonald D8/399
 D845,100 S * 4/2019 Gonzalez Garcia D8/71
 D849,891 S * 5/2019 Beeson D23/259
 D859,135 S * 9/2019 Pista D8/387
 D859,973 S * 9/2019 Foerster, Jr. D8/397
 2010/0253919 A1 * 10/2010 Douglas 353/13
 2012/0117784 A1 * 5/2012 Collin F16L 19/0206
 29/525.02
 2012/0186907 A1 * 7/2012 Brendley A62B 1/14
 182/5
 2013/0026810 A1 * 1/2013 Ojanen E21C 35/183
 299/104
 2016/0377207 A1 12/2016 Witkowski et al.

OTHER PUBLICATIONS

<http://www.gobal.weir/products/product-catalogue/spm-exl-wing-nut/>.
 U.S. Design Patent Application of Zachary A. Schramm et al.,
 entitled "Hammer Nut," filed Oct. 8, 2018.

* cited by examiner

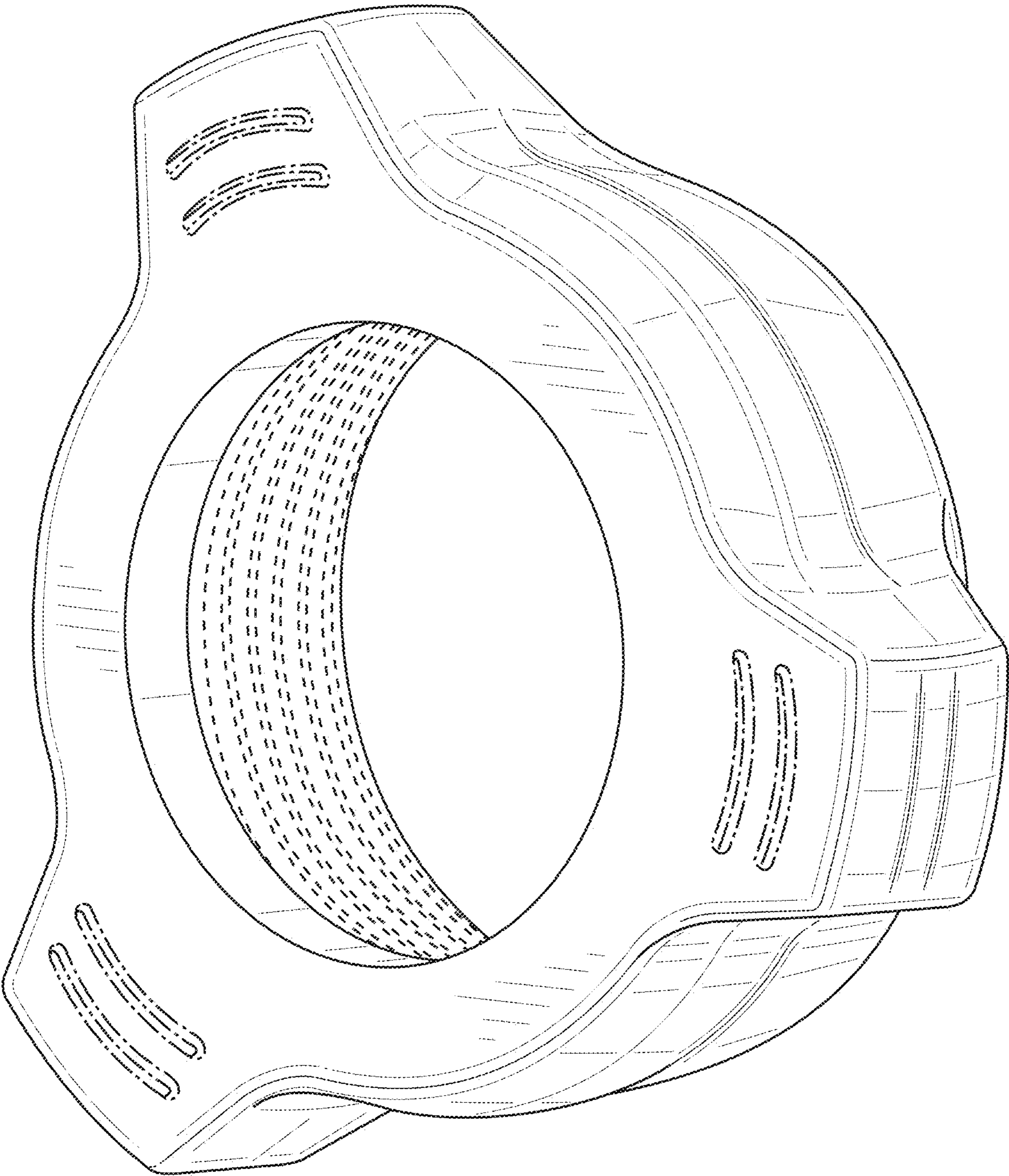


FIG. 1

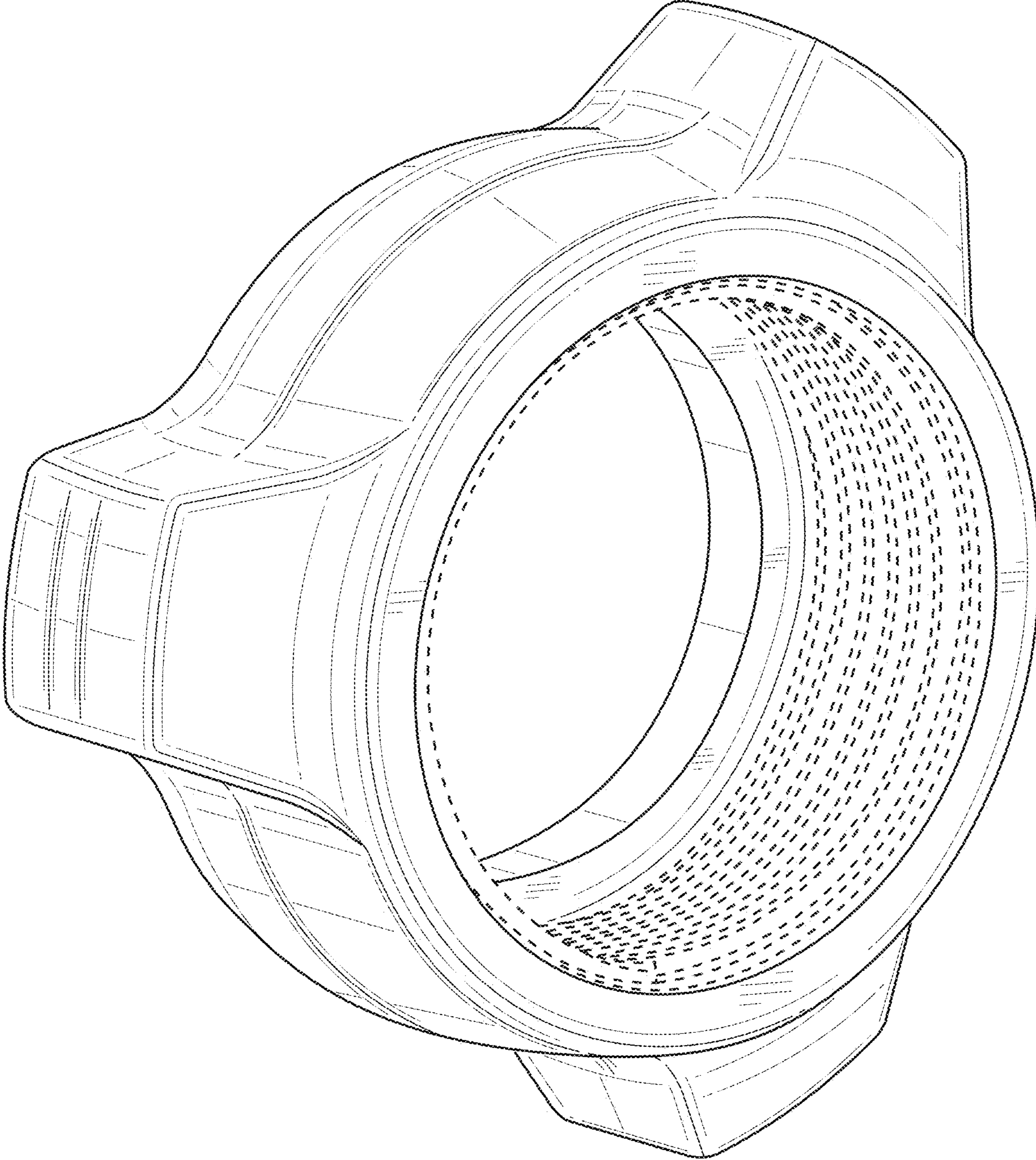


FIG. 2

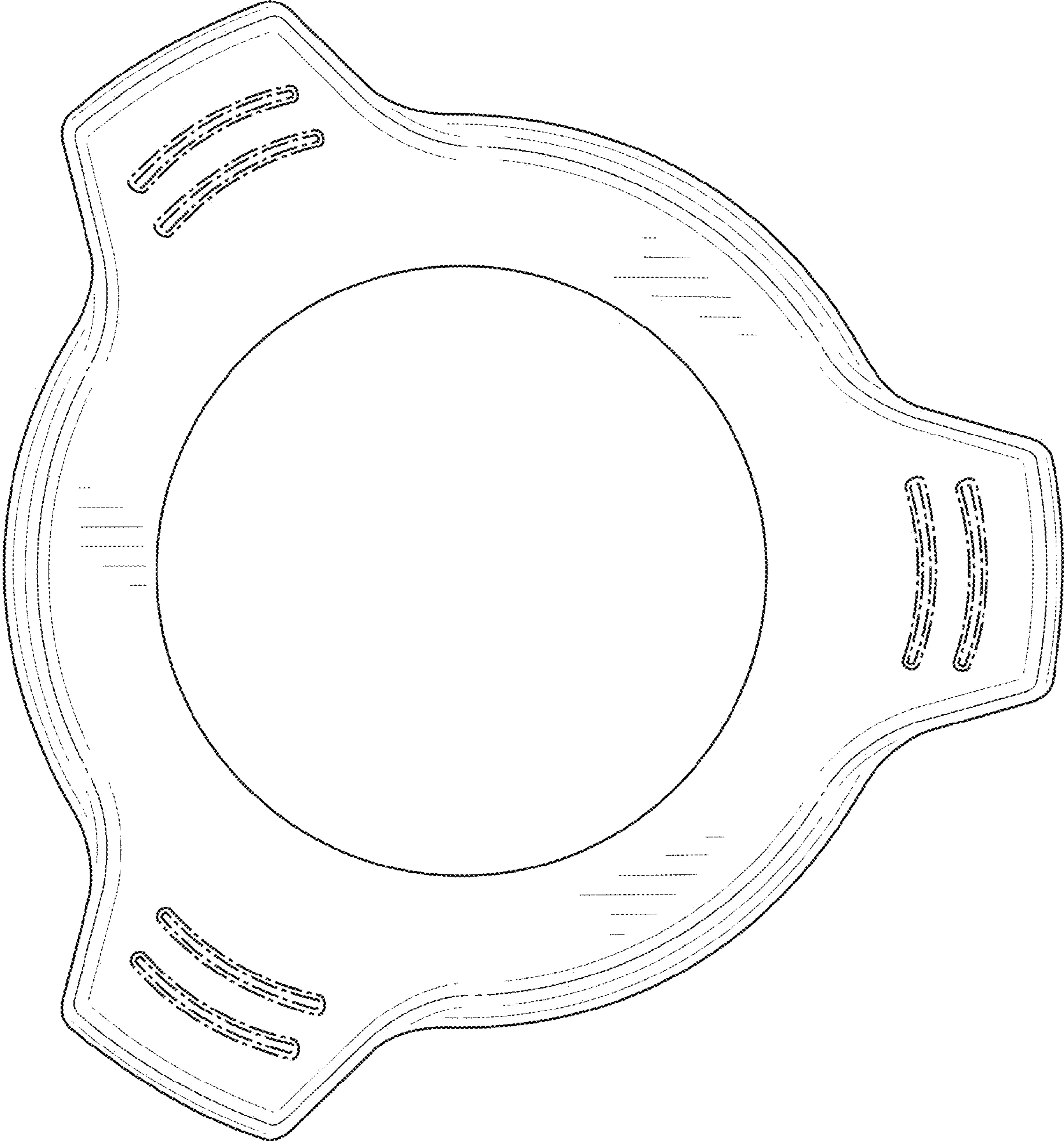


FIG. 3

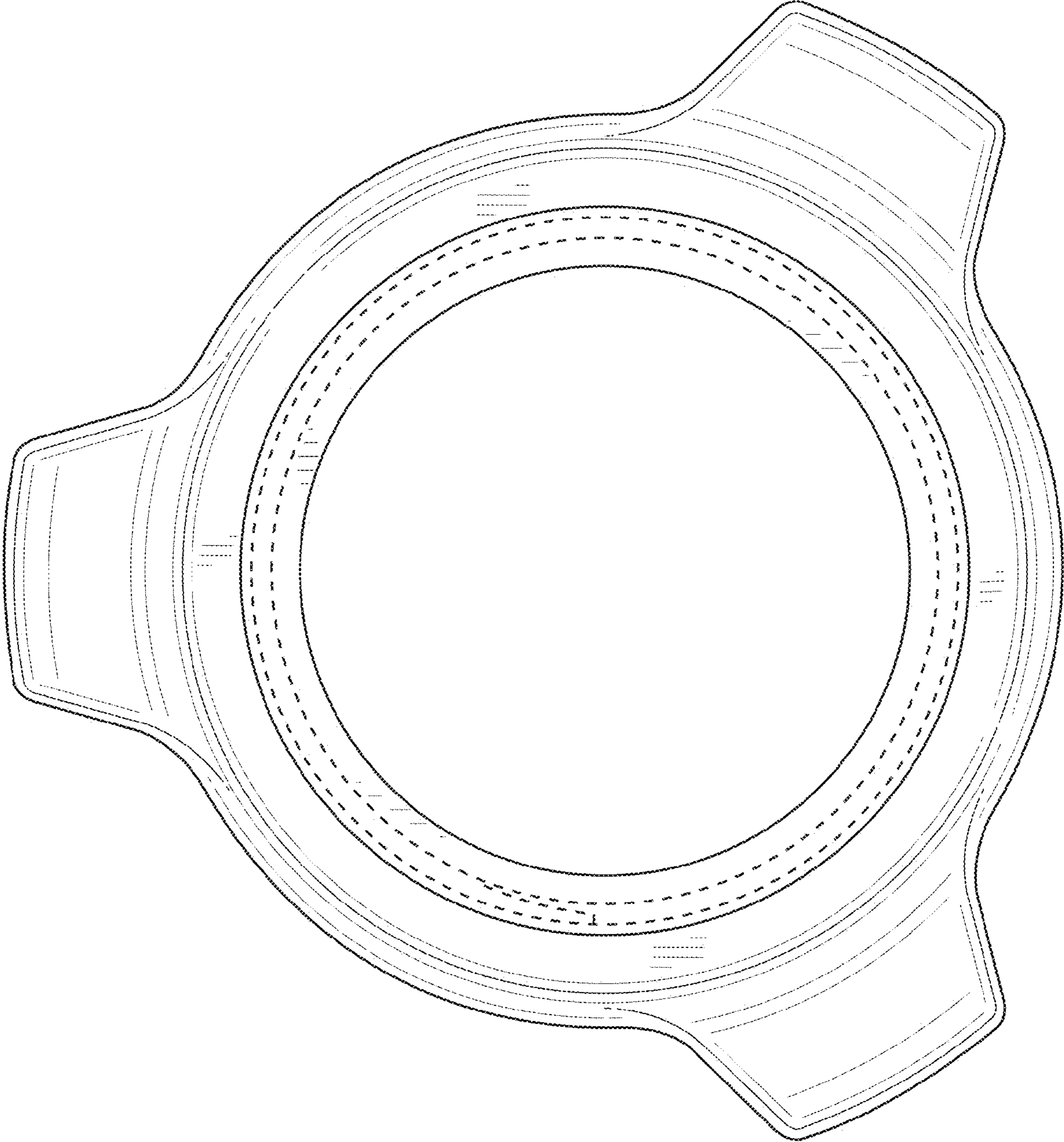


FIG. 4

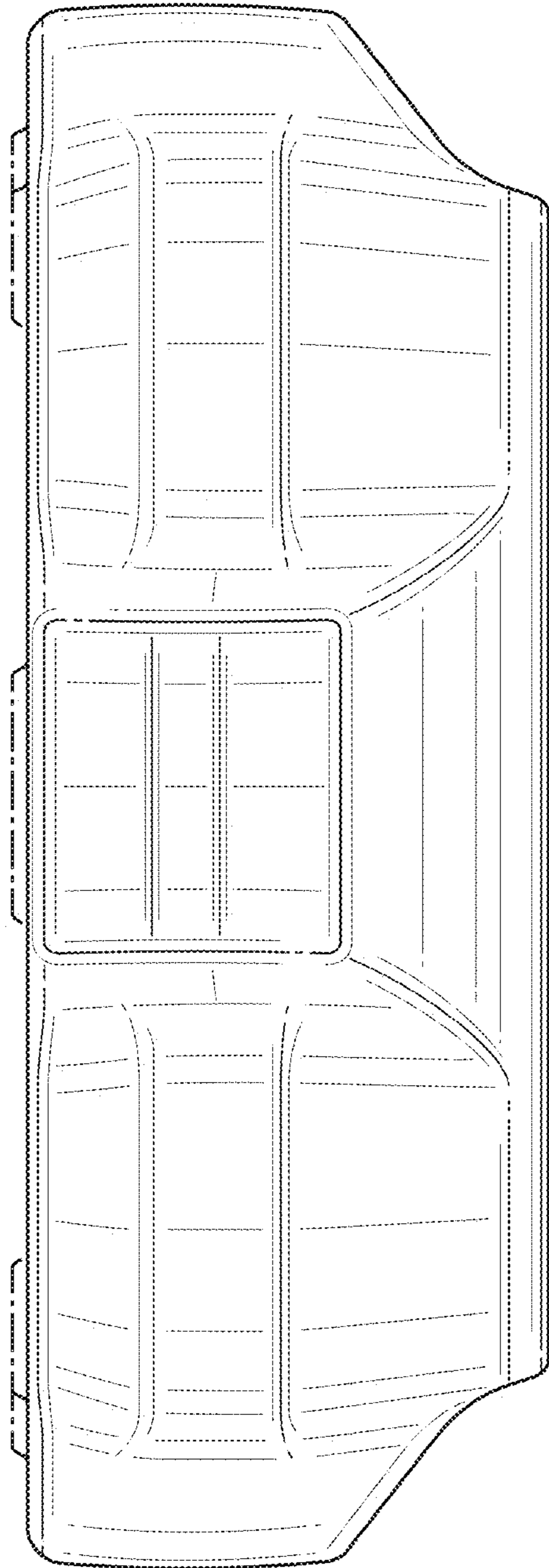


FIG. 5

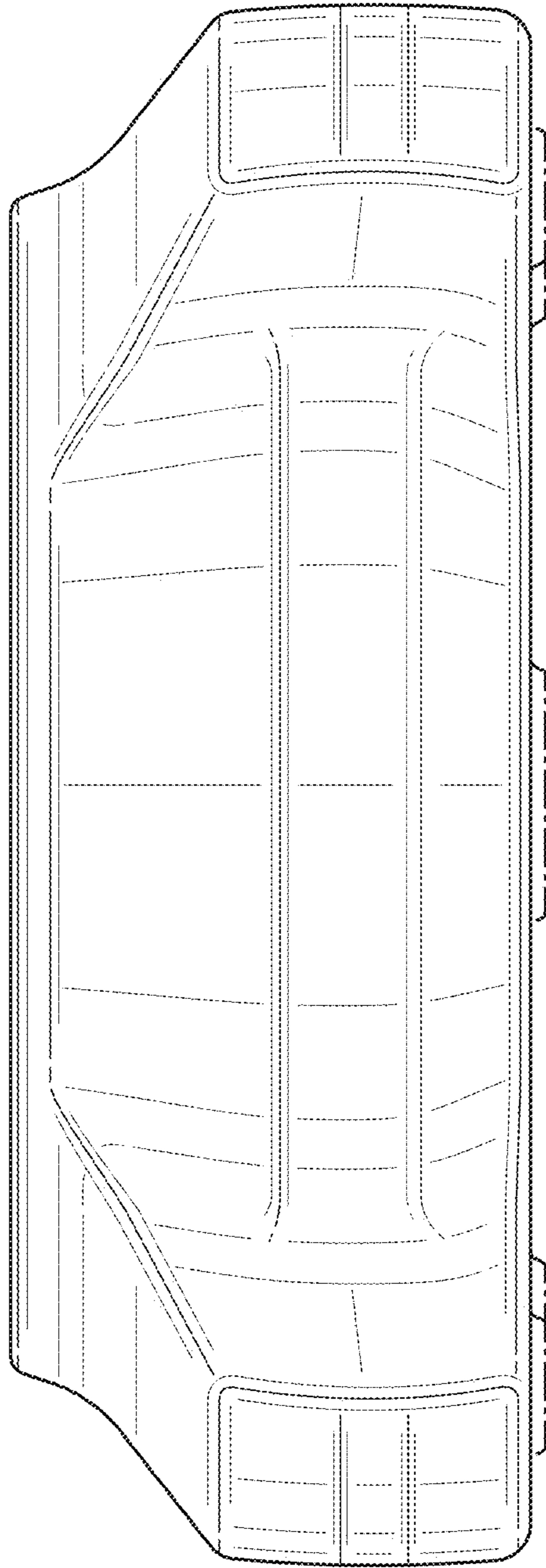


FIG. 6