



US00D882379S

(12) **United States Design Patent**
Roe et al.

(10) **Patent No.:** **US D882,379 S**

(45) **Date of Patent:** **** Apr. 28, 2020**

(54) **FINIAL**

(71) Applicant: **Royal Finishing Company, Ltd.,**
Chonburi (TH)

(72) Inventors: **Megan Roe, Kennesaw, GA (US); Neil**
Varlamoff, Kennesaw, GA (US)

(73) Assignee: **Royal Finishing Company, Ltd.,**
Chonburi (TH)

(**) Term: **15 Years**

(21) Appl. No.: **29/689,079**

(22) Filed: **Apr. 26, 2019**

(51) **LOC (12) Cl.** **08-08**

(52) **U.S. Cl.**
USPC **D8/378**

(58) **Field of Classification Search**
USPC D8/378, 380, 373, 376, 307, 353, 352,
D8/367, 301, 310; D23/250, 238, 407;
D26/154
CPC B44C 5/00; B44C 5/04; B44C 5/0461;
A47H 2001/006
See application file for complete search history.

(56) **References Cited**

U.S. PATENT DOCUMENTS

D504,608 S * 5/2005 File D8/378
D505,860 S * 6/2005 Graves D8/378

D507,962 S * 8/2005 File D8/378
D547,167 S * 7/2007 Barrese D6/550
D639,633 S * 6/2011 Bishop D8/312
D642,890 S * 8/2011 Roe D8/310
D643,276 S * 8/2011 Roe D8/307
D673,728 S * 1/2013 Cartwright D26/142
D707,544 S * 6/2014 Varlamoff D8/378
9,724,958 B1 * 8/2017 Okoli B44C 5/00
D799,945 S * 10/2017 Sotto D8/373
D799,947 S * 10/2017 Sotto D8/373

* cited by examiner

Primary Examiner — Keli L Hill

Assistant Examiner — Harold E Blackwell, II

(74) *Attorney, Agent, or Firm* — Cardinal Law Group



(57) **CLAIM**

The ornamental design for a finial, as shown and described.

DESCRIPTION

FIG. 1 is a perspective view of a finial;
FIG. 2 is a bottom plan view of the finial of FIG. 1;
FIG. 3 is a top plan view of the finial of FIG. 1;
FIG. 4 is a front elevational view of the finial of FIG. 1; and,
FIG. 5 is a left side elevational view of the finial of FIG. 1.
The back elevational view is a mirror image of the front
elevational view. The right side elevational view is a mirror
image the left side elevational view.
The broken lines in the drawings illustrate portions of the
finial which form no part of the claimed design.

1 Claim, 2 Drawing Sheets






FIG. 1

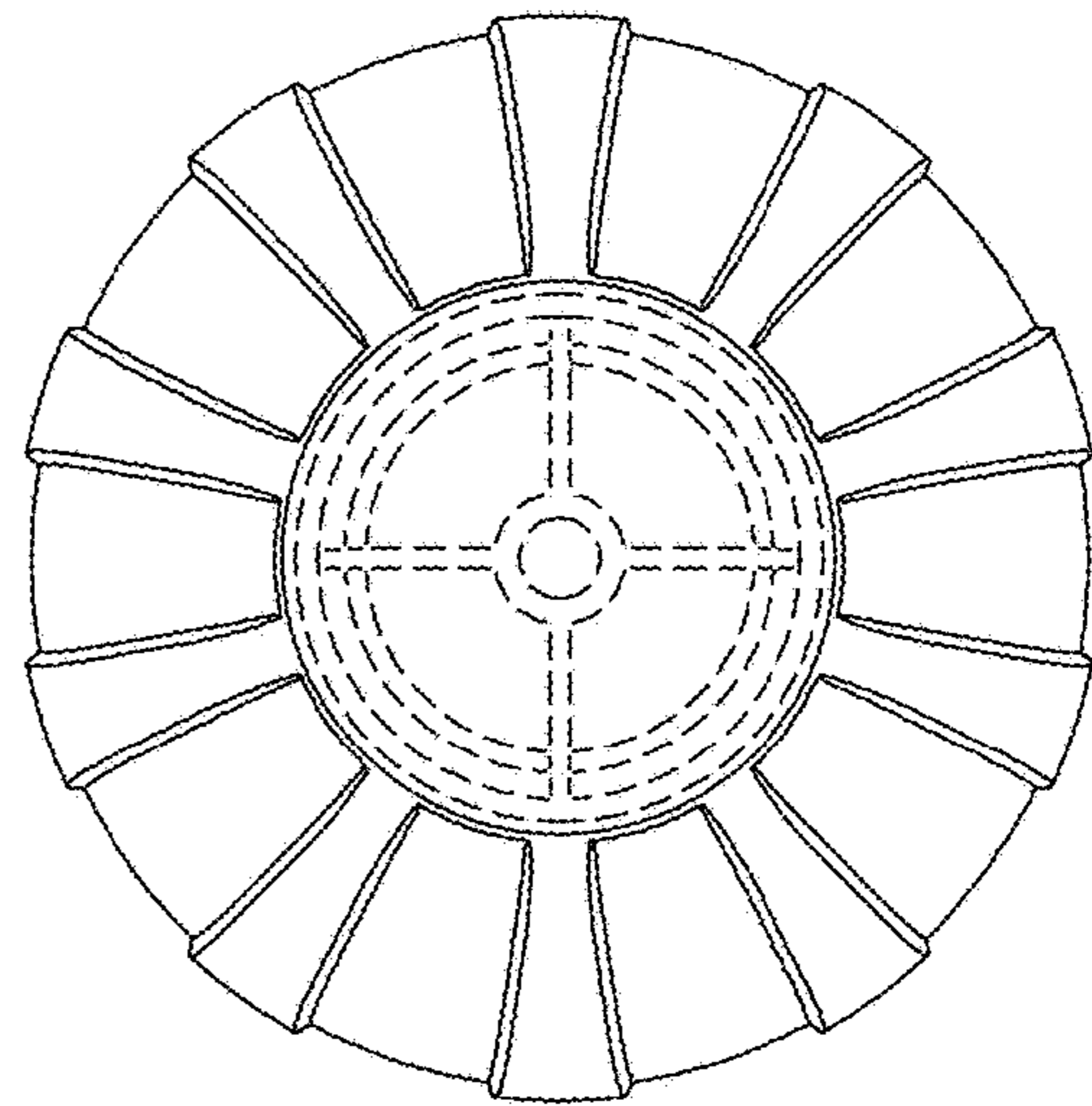


FIG. 2

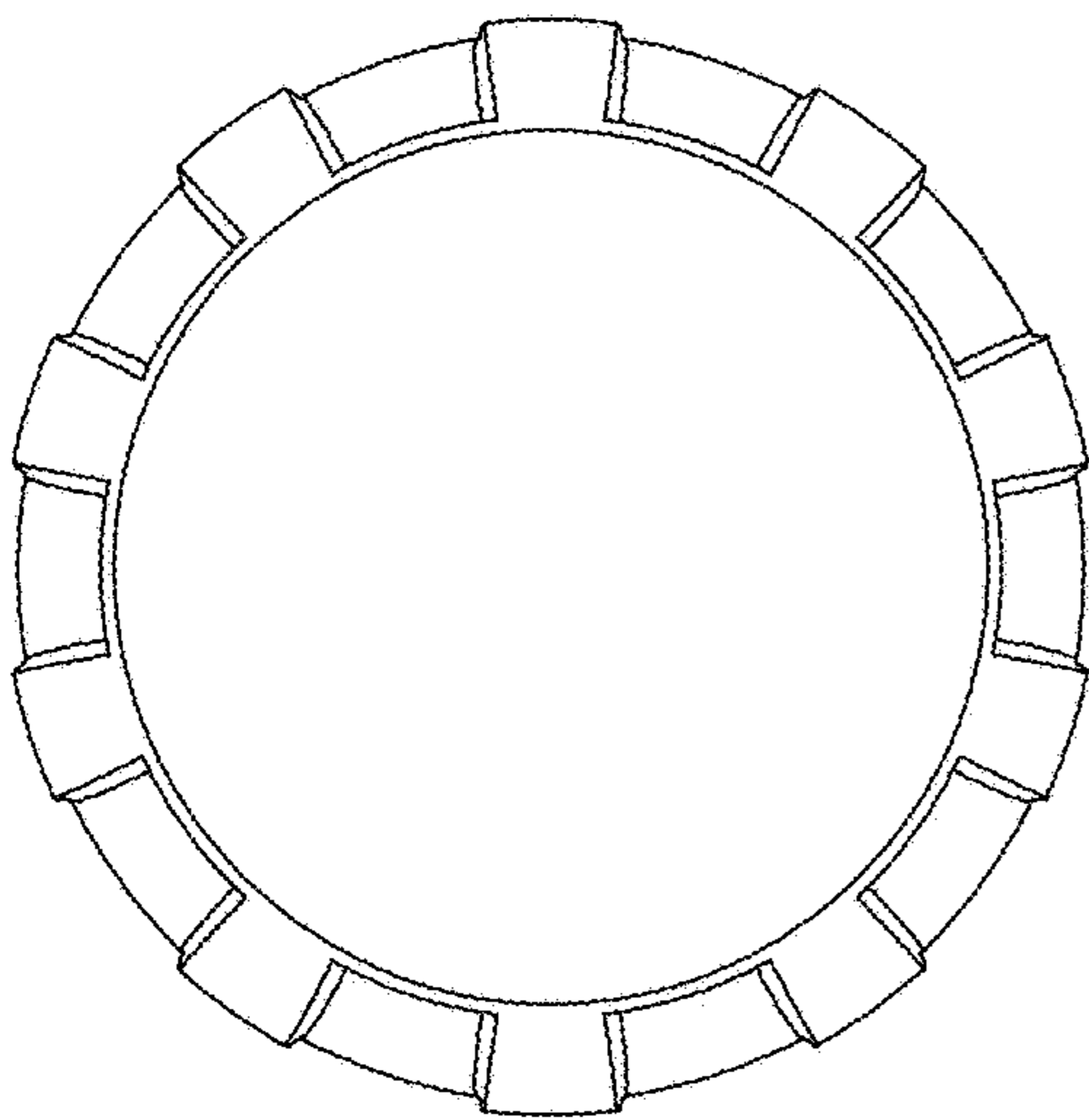


FIG. 3




FIG. 4




FIG. 5