



US00D882370S

(12) **United States Design Patent** (10) **Patent No.:** **US D882,370 S**  
**Roberts et al.** (45) **Date of Patent:** **\*\* Apr. 28, 2020**

(54) **TOOL HANDLE**

(71) Applicant: **Fiskars Finland Oy Ab**, Helsinki (FI)

(72) Inventors: **Colin Roberts**, Waunakee, WI (US);  
**Emery Weber**, Madison, WI (US);  
**Stephen Dechant**, Waunakee, WI (US);  
**Jay Munroe**, Monona, WI (US)

(73) Assignee: **FISKARS FINLAND OY AB**, Helsinki (FI)

(\*\*) Term: **15 Years**

(21) Appl. No.: **29/639,342**

(22) Filed: **Mar. 6, 2018**

(51) **LOC (12) Cl.** ..... **08-06**

(52) **U.S. Cl.**  
USPC ..... **D8/107**; D8/10

(58) **Field of Classification Search**  
USPC ..... D8/1, 7, 10, 107, 303, 307, 315, 317,  
D8/322; D21/483, 532  
CPC .... E01H 5/00; E01H 5/02; E01H 5/12; A01B  
1/00; A01B 1/02; A01B 1/022; A01B  
1/16; A01B 1/026; A01B 1/22; B25G  
1/00; B25G 1/04; B25G 1/102; Y10T  
16/4713; Y10T 16/476; Y10T 16/473  
See application file for complete search history.

(56) **References Cited**

U.S. PATENT DOCUMENTS

D269,490 S \* 6/1983 Germain ..... D8/1  
D279,254 S 6/1985 Smith et al.  
D375,036 S 10/1996 David et al.  
D383,049 S 9/1997 Concari et al.  
D388,293 S \* 12/1997 Haver ..... D8/10  
D388,668 S \* 1/1998 Rich ..... D8/10  
D395,211 S 6/1998 Linden et al.  
D401,833 S \* 12/1998 Whitehead ..... D8/107  
D411,420 S \* 6/1999 Rose ..... D8/10

D459,641 S \* 7/2002 Guneyasu ..... D8/10  
6,412,841 B1 \* 7/2002 Loraas ..... A01B 1/00  
15/257.7  
7,089,625 B2 8/2006 Linden et al.  
D623,807 S \* 9/2010 Teren ..... D30/162  
D678,012 S \* 3/2013 Arcati ..... D8/1  
D710,666 S 8/2014 Masalin et al.  
D714,598 S 10/2014 Sandelin et al.  
D718,100 S 11/2014 Masalin et al.  
D737,651 S 9/2015 Masalin et al.  
D741,669 S 10/2015 Lyytikainen et al.  
D742,188 S 11/2015 Sandelin et al.  
D755,590 S 5/2016 Salojarvi et al.  
D766,053 S 9/2016 Kunnas et al.  
D766,686 S 9/2016 Kunnas et al.  
D770,254 S 11/2016 Honadel et al.  
D783,373 S 4/2017 Huhtala et al.  
2006/0097530 A1 5/2006 Marquardt et al.  
2014/0338231 A1 \* 11/2014 Hung ..... E01H 5/02  
37/265

(Continued)

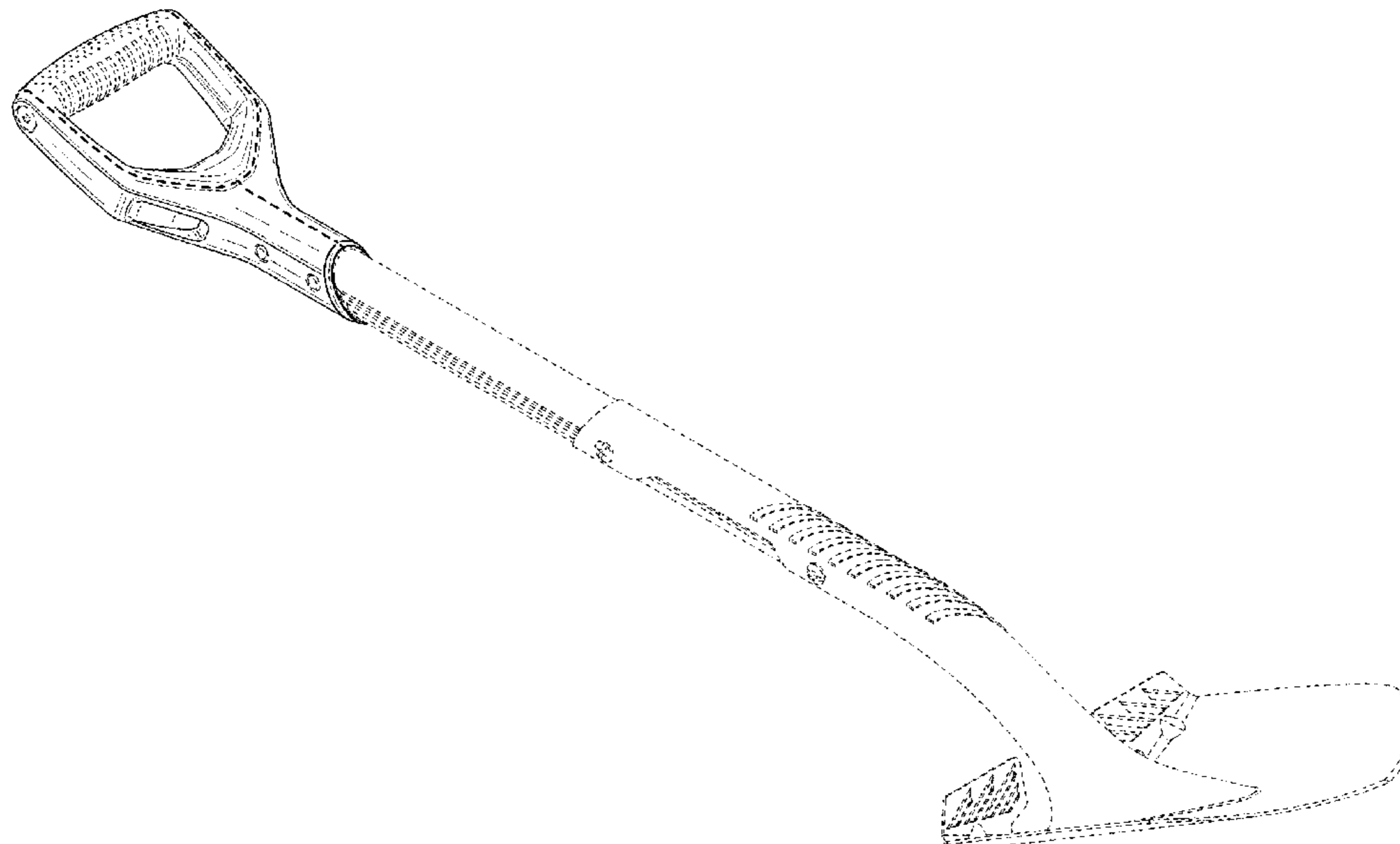
*Primary Examiner* — Sandra S Snapp  
*Assistant Examiner* — Ieisha N Price  
(74) *Attorney, Agent, or Firm* — Leason Ellis LLP

(57) **CLAIM**  
The ornamental design for a tool handle, as shown and described.

**DESCRIPTION**

FIG. 1 is a top perspective view of an embodiment of the claimed design;  
FIG. 2 is a front view thereof;  
FIG. 3 is a rear view thereof;  
FIG. 4 is a left side view thereof;  
FIG. 5 is a right side view thereof;  
FIG. 6 is a top view thereof; and,  
FIG. 7 is a bottom view thereof.  
Any portion of the article depicted in broken lines forms no part of the claimed design.

**1 Claim, 6 Drawing Sheets**



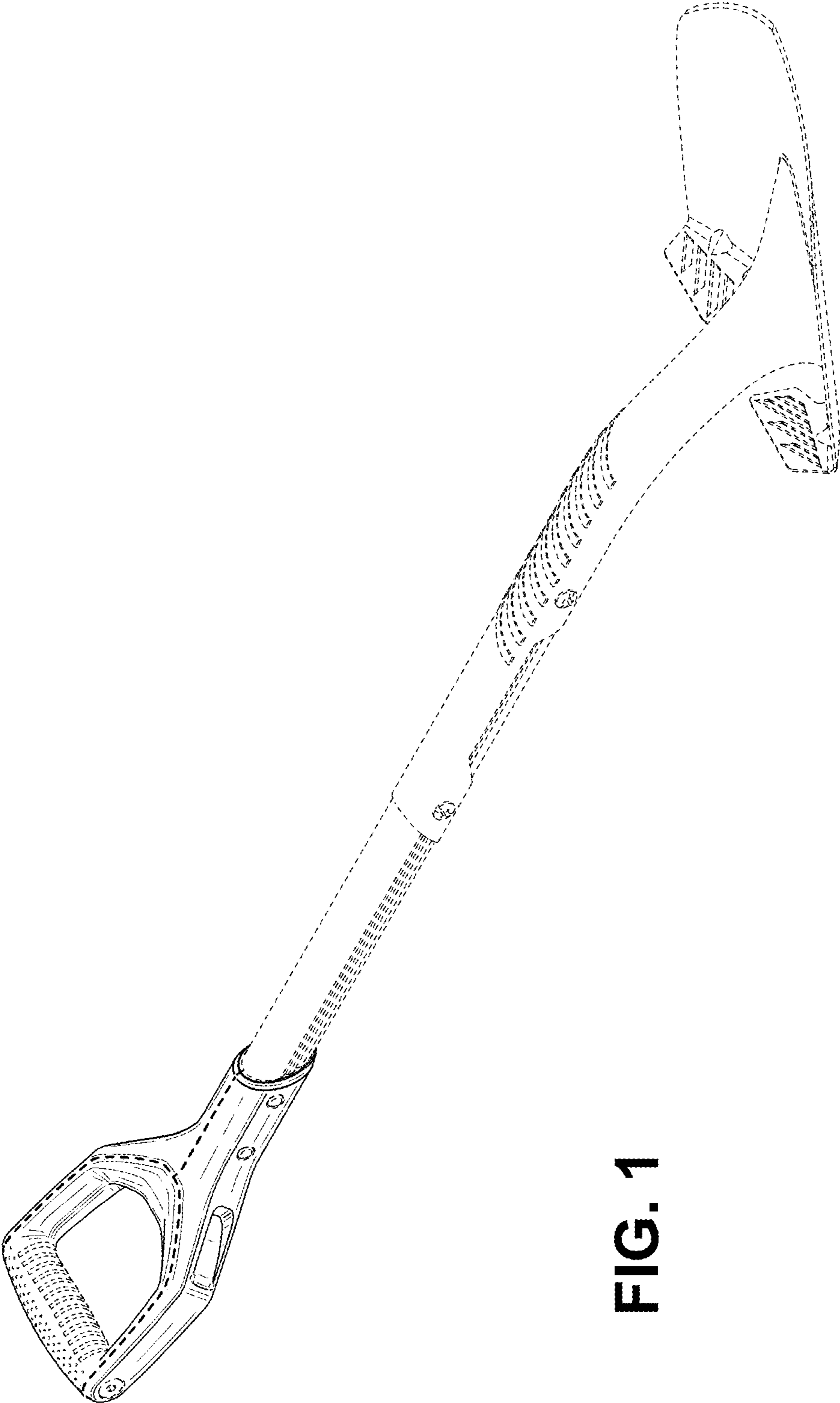
(56)

**References Cited**

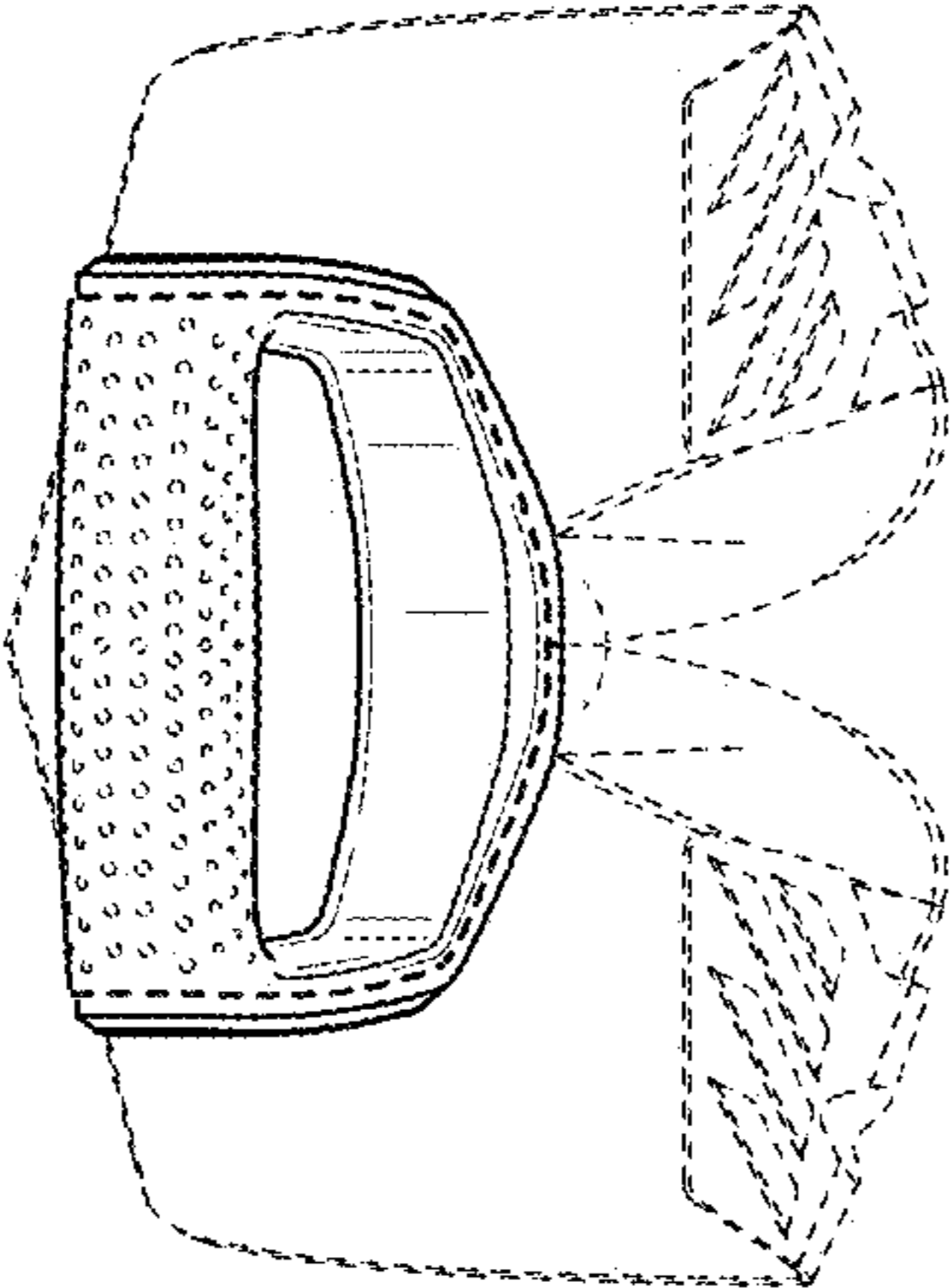
U.S. PATENT DOCUMENTS

2017/0370058 A1\* 12/2017 Herrera ..... E01H 5/02

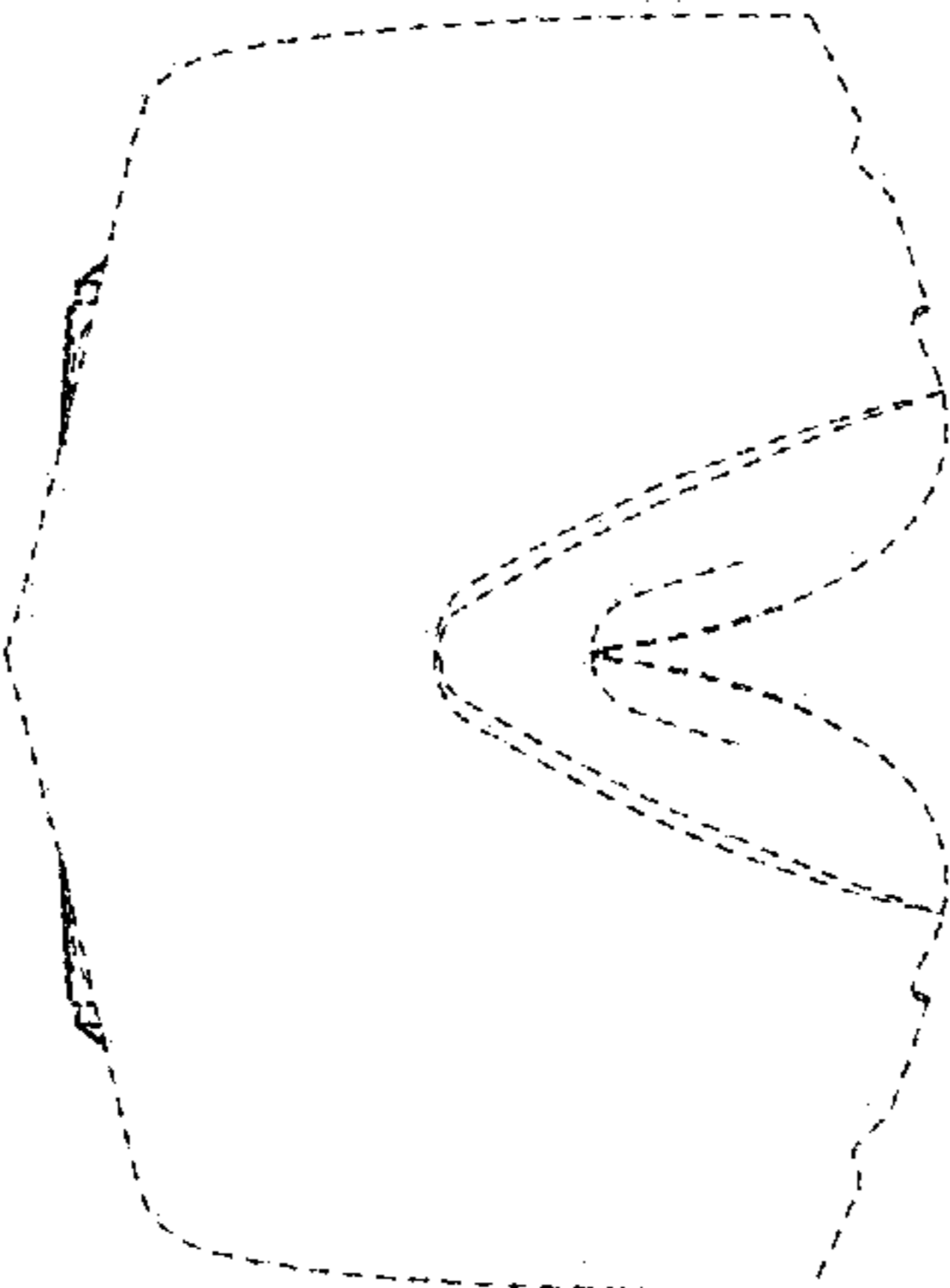
\* cited by examiner



**FIG. 1**



**FIG. 3**



**FIG. 2**

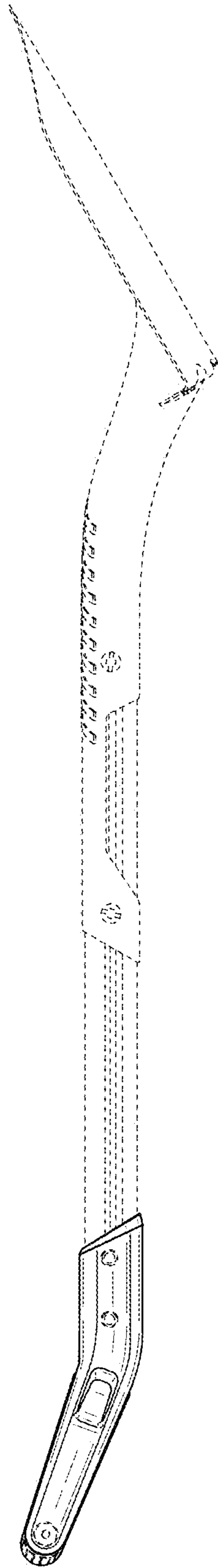


FIG. 4

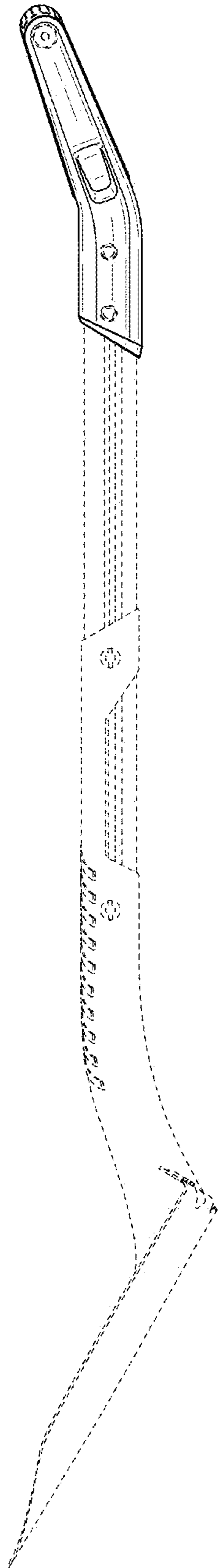


FIG. 5

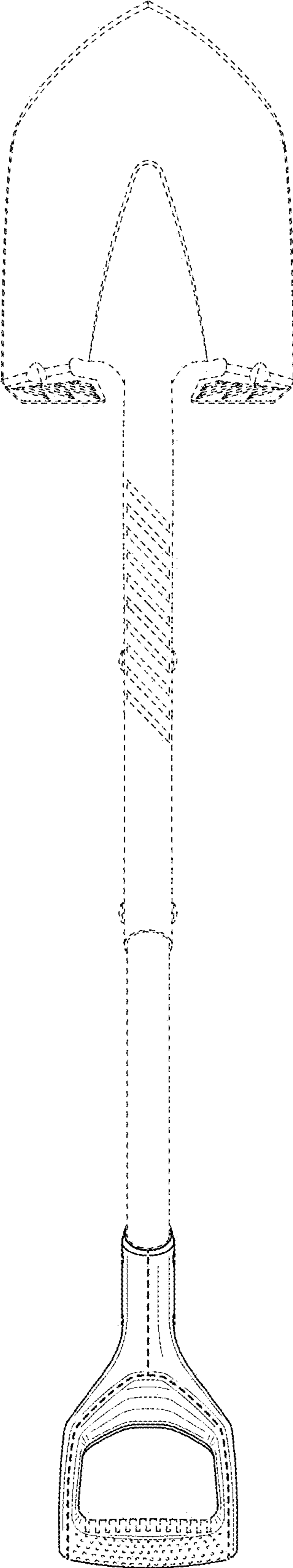


FIG. 6

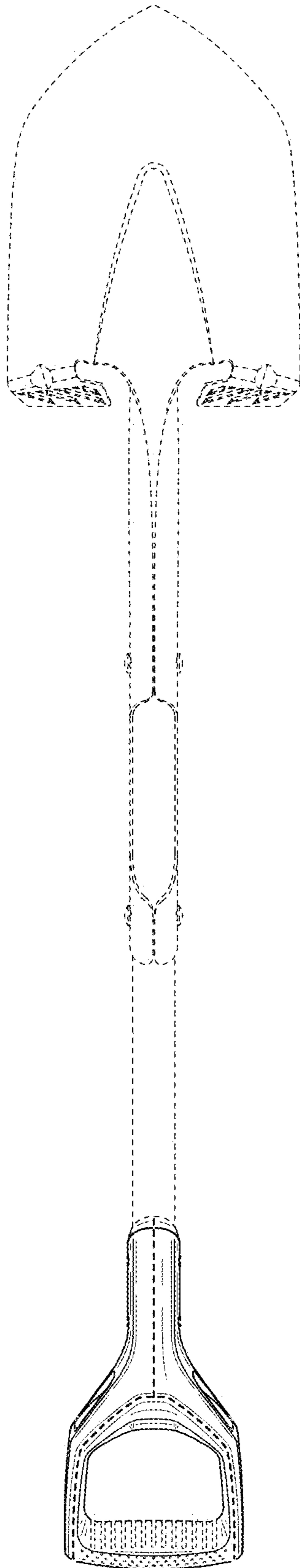


FIG. 7