



US00D882360S

(12) **United States Design Patent**  
**Macor**

(10) **Patent No.:** **US D882,360 S**

(45) **Date of Patent:** **\*\* \*Apr. 28, 2020**

(54) **WRENCH HANDLE CONTAINING SOCKET  
EXTENSION BAR**

6,431,031 B1 \* 8/2002 Hu ..... B25B 13/463  
81/62  
D778,698 S \* 2/2017 Huang ..... D8/25

(71) Applicant: **Richard J. Macor**, Easton, PA (US)

\* cited by examiner

(72) Inventor: **Richard J. Macor**, Easton, PA (US)

*Primary Examiner* — Randall H Gholson

(73) Assignee: **Proprietary Technologies, Inc.**

(\*) Notice: This patent is subject to a terminal disclaimer.

(57) **CLAIM**

(\*\*) Term: **15 Years**

The ornamental design for a wrench handle containing socket extension bar, as shown and described.

(21) Appl. No.: **29/651,707**

(22) Filed: **Jan. 24, 2019**

(51) **LOC (12) Cl.** ..... **08-05**

(52) **U.S. Cl.**

USPC ..... **D8/25**

(58) **Field of Classification Search**

USPC ..... D8/25, 60, 97, 107; 81/177.1, 177.85,  
81/121.1, 124.3, 165-170, 110.1, 176.2,  
81/124.6, 176.1, 176.15, 177.2, 186, 467,  
81/476, 478, 480; 16/110.1; 192/44, 45,  
192/54.52; D24/133, 145, 147; 606/54,  
606/59, 62, 63, 60, 64  
CPC .. B25G 1/00; B25B 1/00; B25B 13/00; B25B  
23/00

See application file for complete search history.

**DESCRIPTION**

FIG. 1 is a top plan view of a wrench handle containing socket extension bar showing my new design; FIG. 2 is a bottom plan view thereof; FIG. 3 is a left-side elevation view thereof; FIG. 4 is a right-side elevation view thereof; FIG. 5 is a rear elevation view thereof; and, FIG. 6 shows a right-side elevation view of an example wrench comprising my wrench handle containing socket extension bar design for reference.

The front of the wrench handle containing socket extension bar forms no part of the claimed design.


The broken line disclosure of the wrench handle containing socket extension bar shown in FIGS. 1, 2, 3, 4 and 6 define the boundaries of the claimed subject matter but form no part of it.

(56) **References Cited**

**U.S. PATENT DOCUMENTS**

D336,225 S \* 6/1993 Lin ..... D8/25  
6,253,647 B1 \* 7/2001 Eggert ..... B25B 13/463  
81/63ke

**1 Claim, 1 Drawing Sheet**






FIG. 1



FIG. 2




FIG. 3



FIG. 4



FIG. 5

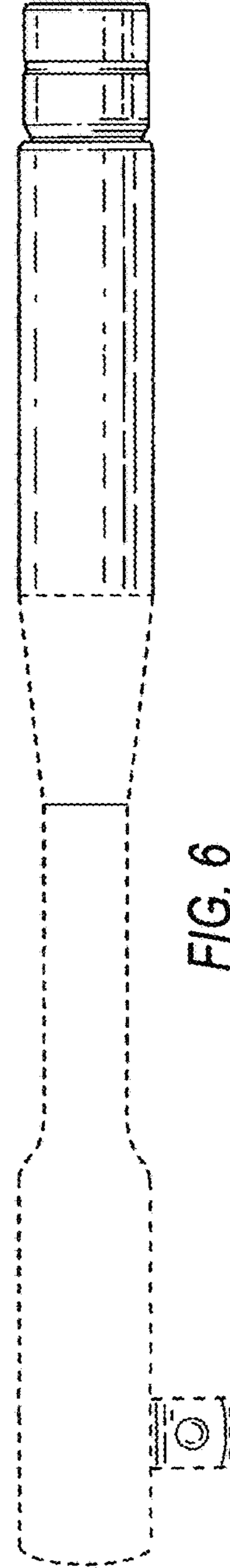


FIG. 6