



US00D882349S

(12) **United States Design Patent** (10) **Patent No.:** **US D882,349 S**
Lee (45) **Date of Patent:** **** Apr. 28, 2020**

(54) **FORK WITH TONGS** 4,809,435 A * 3/1989 Printz A47G 21/02
294/3
(71) Applicant: **Keun Jig Lee**, Paju-si (KR) 5,373,640 A * 12/1994 Cordeiro, Jr. A47G 21/023
294/99.2
(72) Inventor: **Keun Jig Lee**, Paju-si (KR) D601,389 S * 10/2009 Brown D7/642
7,878,563 B2 * 2/2011 Beckham A47G 21/103
294/218
(**) Term: **15 Years** D844,390 S * 4/2019 Reed D7/643
D852,004 S * 6/2019 Yip D7/643
(21) Appl. No.: **29/682,423** D862,995 S * 10/2019 Androxman D7/643
(22) Filed: **Mar. 5, 2019** 2014/0059783 A1 * 3/2014 Lu A47G 21/02
7/158

(30) **Foreign Application Priority Data**

Dec. 27, 2018 (KR) 30-2018-0061938

(51) **LOC (12) Cl.** **07-03**

(52) **U.S. Cl.**
USPC **D7/643; D7/642; D7/653**

(58) **Field of Classification Search**

USPC D7/368, 401.2, 642-645, 653-664, 669,
D7/675-677, 683, 686, 688-689, 691;
D8/107, 300-301; D22/117-118
CPC ... A01D 9/02; A01D 9/04; A01D 9/06; A47G
21/00; A47G 21/004; A47G 21/005;
A47G 21/02; A47G 21/023; A47G 21/04;
A47G 21/06; A47G 21/08; A47J 43/28;
A47J 43/281; A47J 43/282; A61F 13/10;
A61J 7/0023; B25G 1/00; B25G 1/01;
B25G 1/02; B25G 3/00; B65D 75/56;
B65D 75/563; B65D 75/566; B67B 7/00;
B67B 7/724; B67B 7/73

See application file for complete search history.

(56) **References Cited**

U.S. PATENT DOCUMENTS

1,490,785 A * 4/1924 Purnell A47G 21/181
30/141
D193,440 S * 8/1962 Vernon D7/686

* cited by examiner

Primary Examiner — Ricky Pham

(57) **CLAIM**

The ornamental design for a fork with tongs, as shown and described.

DESCRIPTION

FIG. 1 is a perspective view of a fork with tongs showing my new design;
FIG. 2 is a front elevational view thereof;
FIG. 3 is a rear elevational view thereof;
FIG. 4 is a left side elevational view thereof;
FIG. 5 is a right side elevational view thereof;
FIG. 6 is a top plan view thereof; and,
FIG. 7 is a bottom plan view thereof.
The broken line portions of the figure drawings are included to show portions of the article that form no part of the claimed design.

1 Claim, 6 Drawing Sheets

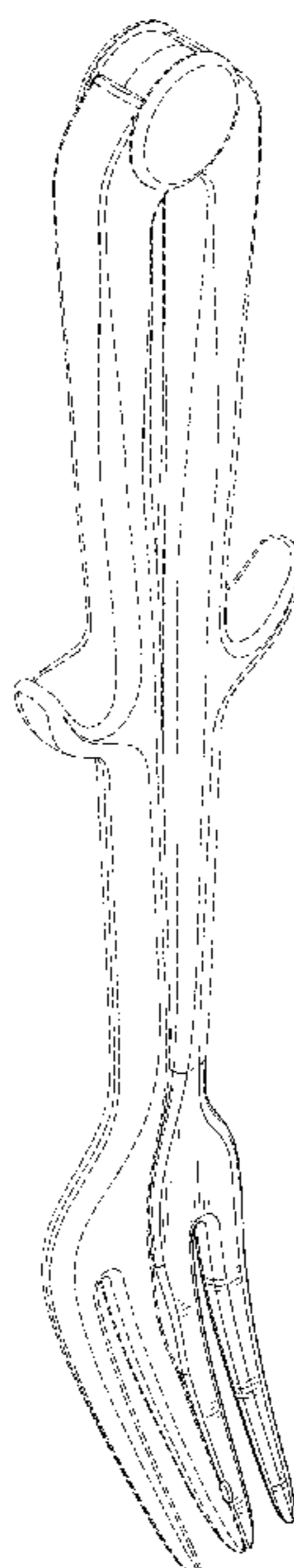


FIG. 1

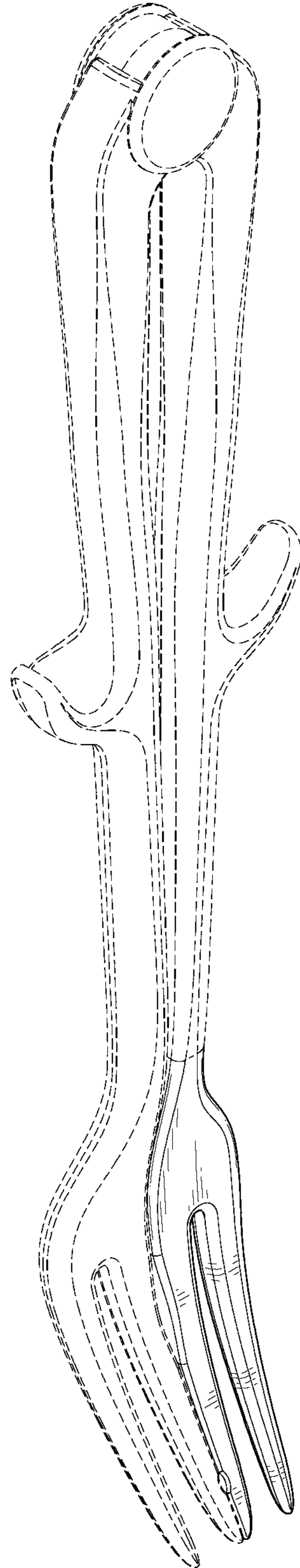


FIG. 2

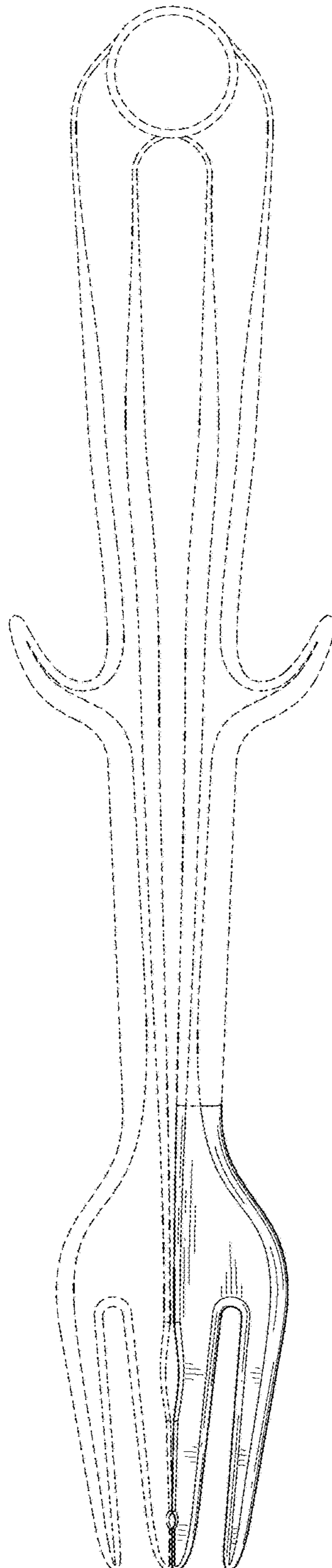


FIG. 3

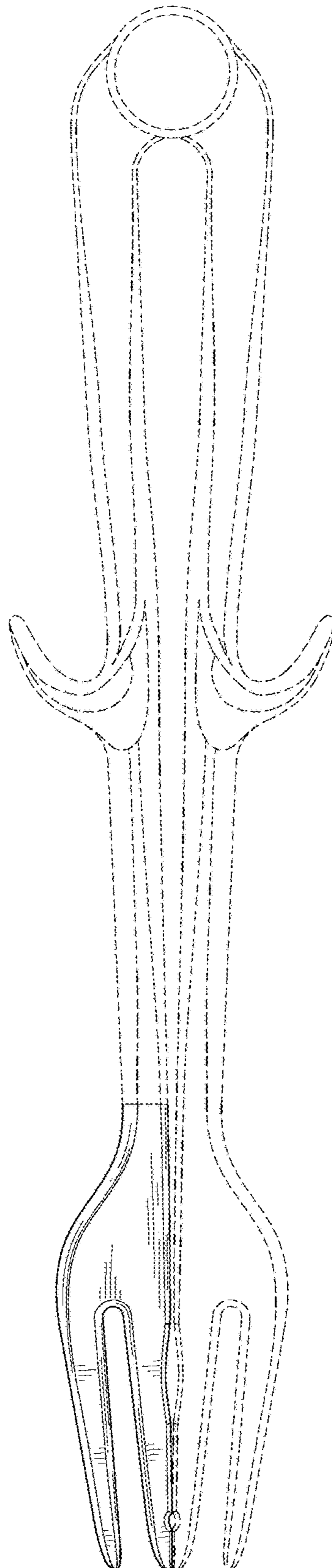


FIG. 4

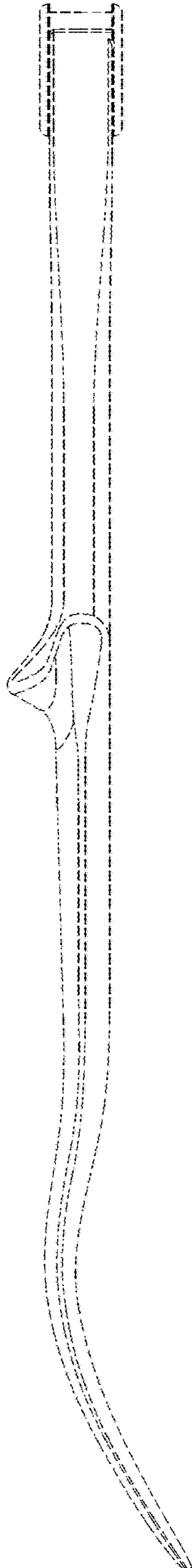


FIG. 5

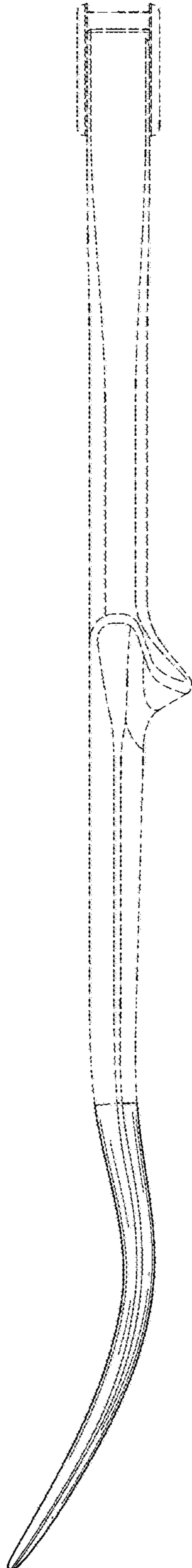


FIG. 6

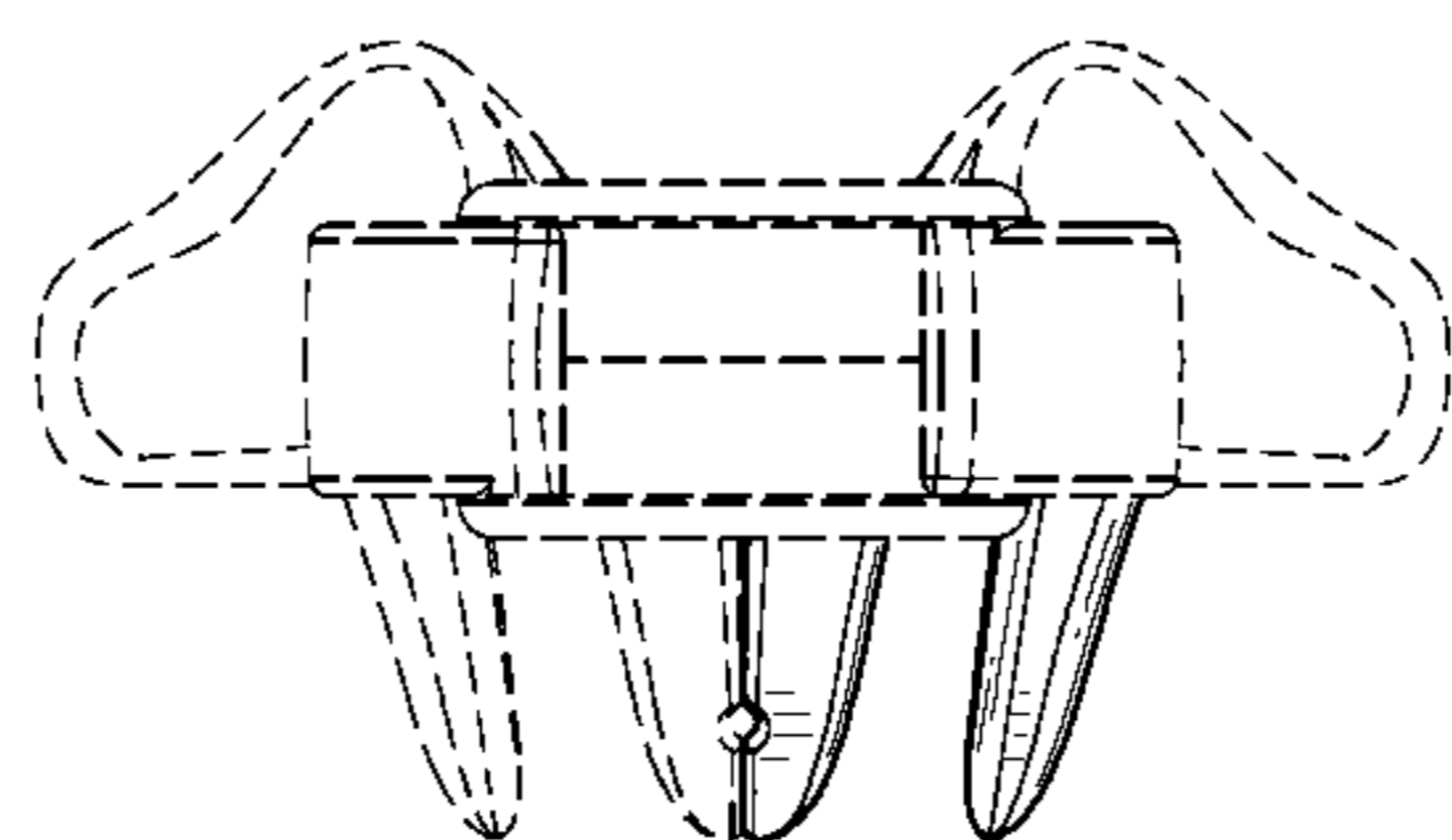


FIG. 7

