



US00D882326S

(12) **United States Design Patent**
Wilcox

(10) **Patent No.:** **US D882,326 S**

(45) **Date of Patent:** **** Apr. 28, 2020**

(54) **ELEPHANT GRILL COVER**

(71) Applicant: **Clifton Wilcox**, Fredericksburg, VA
(US)

(72) Inventor: **Clifton Wilcox**, Fredericksburg, VA
(US)

(**) Term: **15 Years**

(21) Appl. No.: **29/664,811**

(22) Filed: **Sep. 27, 2018**

(51) **LOC (12) Cl.** **07-02**

(52) **U.S. Cl.**
USPC **D7/352; D7/391; D7/402**

(58) **Field of Classification Search**
USPC D7/323, 328-334, 337, 347, 352-364,
D7/367, 402, 409-411
CPC . A21B 5/023; A47J 27/60; A47J 27/62; A47J
37/04; A47J 37/06; A47J 37/067; A47J
37/0605; A47J 37/0611; A47J 37/0623;
A47J 37/0629; A47J 37/0676; A47J
2037/06; A47J 2037/0611; F24C 15/10;
F24C 15/102; H05B 6/02; H05B 6/062
See application file for complete search history.

(56) **References Cited**

U.S. PATENT DOCUMENTS

D96,448 S *	8/1935	Chapman	D7/352
D127,906 S *	6/1941	Faunce	D7/352
D314,882 S *	2/1991	Bethel, Jr.	D7/334
D326,583 S *	6/1992	Lutter	D7/332
D340,612 S *	10/1993	Birmingham	D7/334

D373,047 S *	8/1996	McCrary	D7/334
D379,286 S *	5/1997	Fincher	D7/334
D502,630 S *	3/2005	Lubowicki	D7/352
D510,677 S *	10/2005	Steinberg	D7/352
D537,669 S *	3/2007	Loving	D7/332
D559,612 S *	1/2008	Yount	D7/334
D592,004 S *	5/2009	Loving	D7/337
D666,871 S *	9/2012	Chan	D7/402

* cited by examiner

Primary Examiner — Ricky Pham

(74) *Attorney, Agent, or Firm* — Attentive Law Group;
Paul Ratcliffe

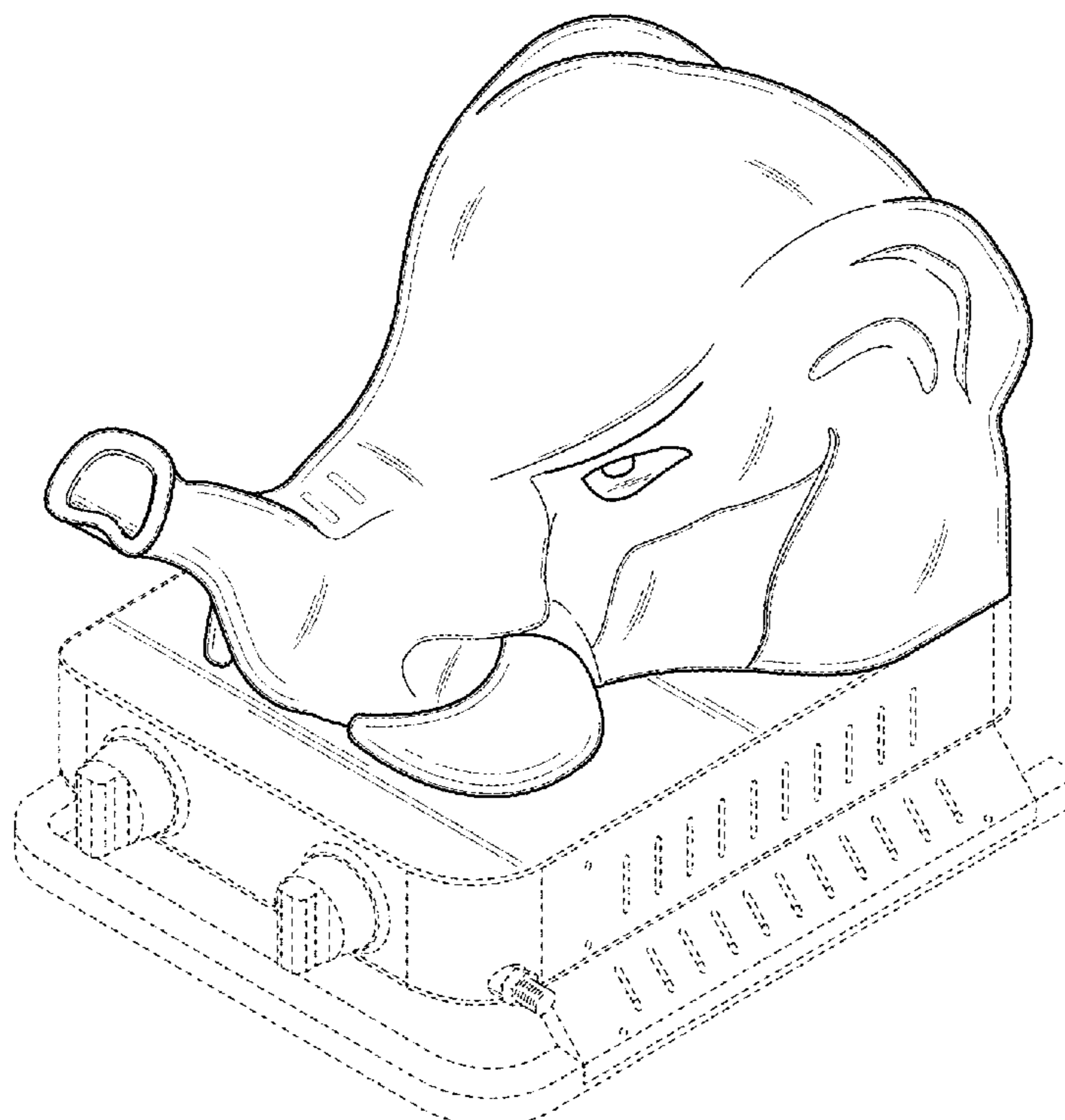
(57) **CLAIM**

The ornamental design for a elephant grill cover, as shown and described.

DESCRIPTION

FIG. 1 is a perspective view of an elephant grill cover of the present invention;
FIG. 2 is a front elevational view thereof;
FIG. 3 is back elevational view thereof;
FIG. 4 is a right side elevational view thereof;
FIG. 5 is a left side elevational view thereof;
FIG. 6 is a top plan view thereof; and,
FIG. 7 is a bottom plan view thereof.
The portions of the Figure shown in dashed lines are for illustrative purposes only and form no part of the claimed invention.

1 Claim, 7 Drawing Sheets



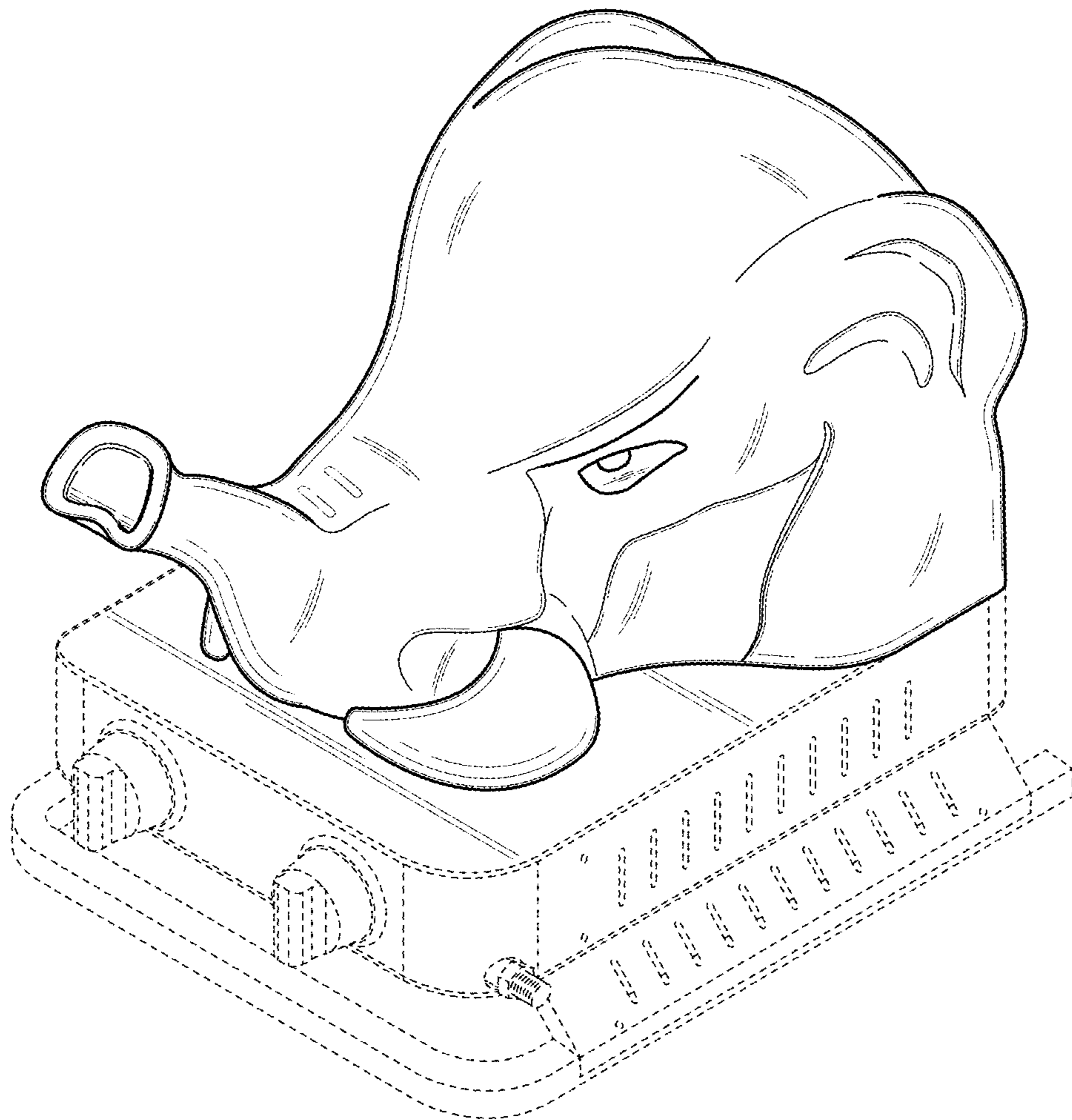


FIG. 1

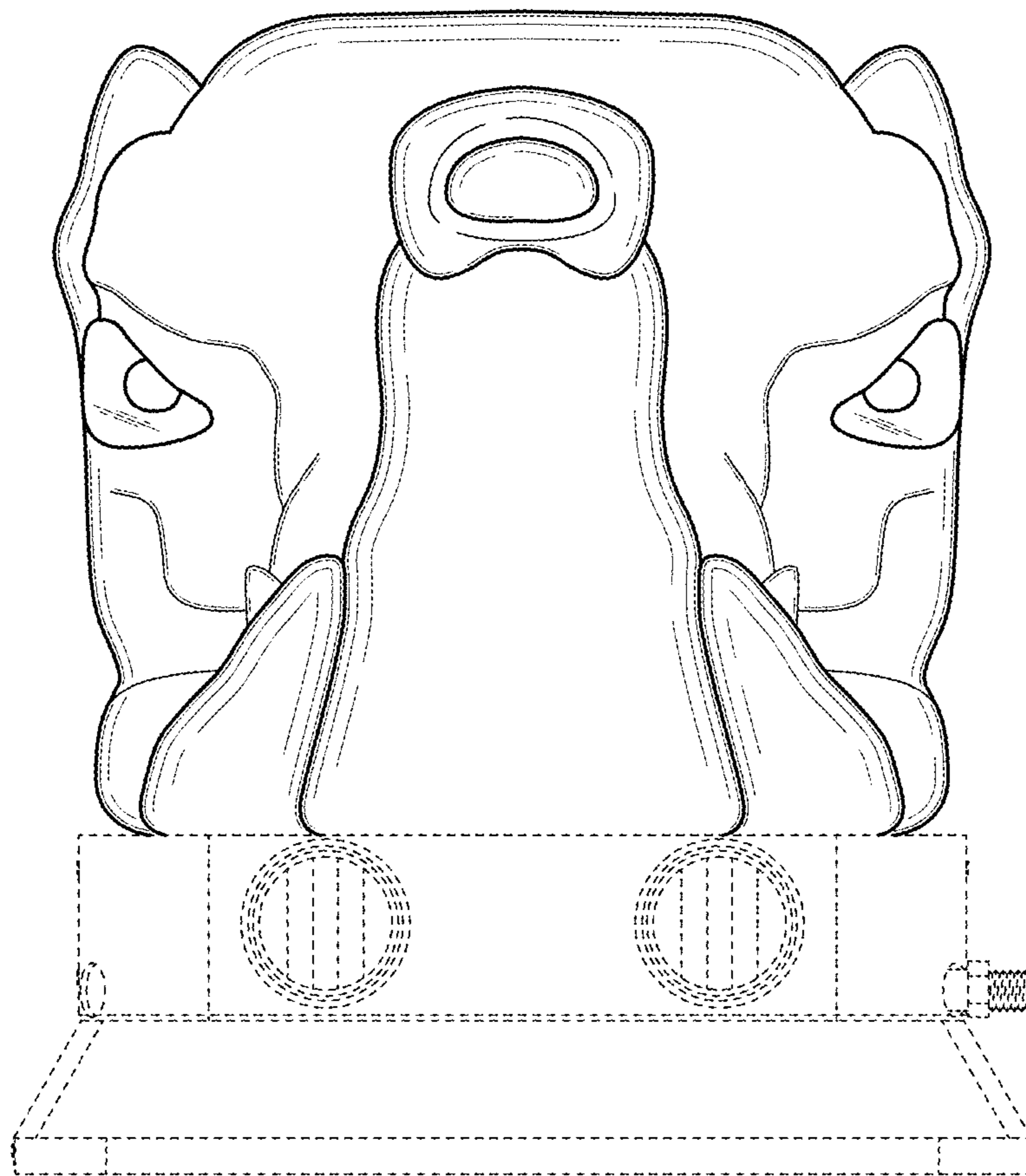


FIG. 2

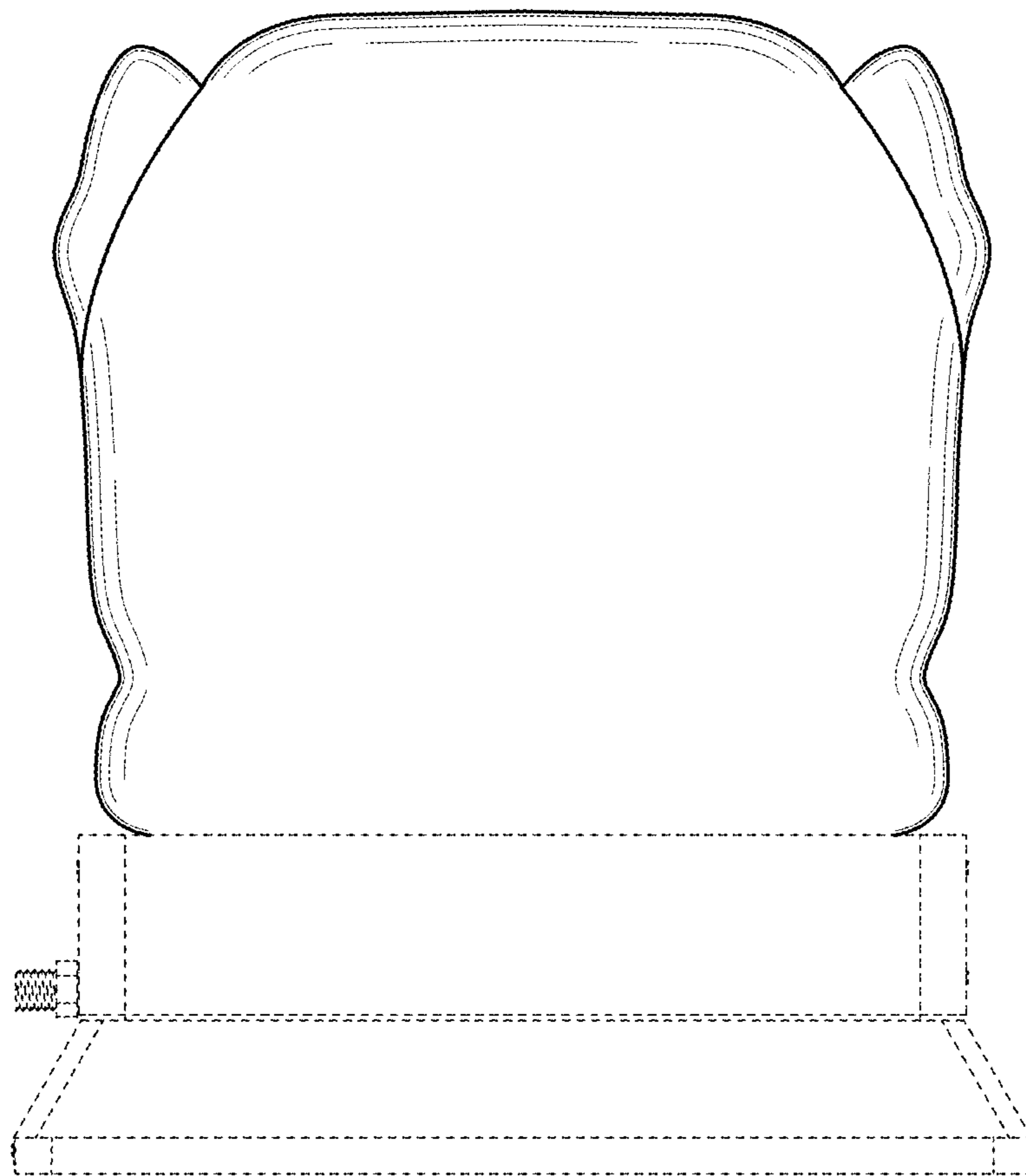


FIG. 3




FIG. 4

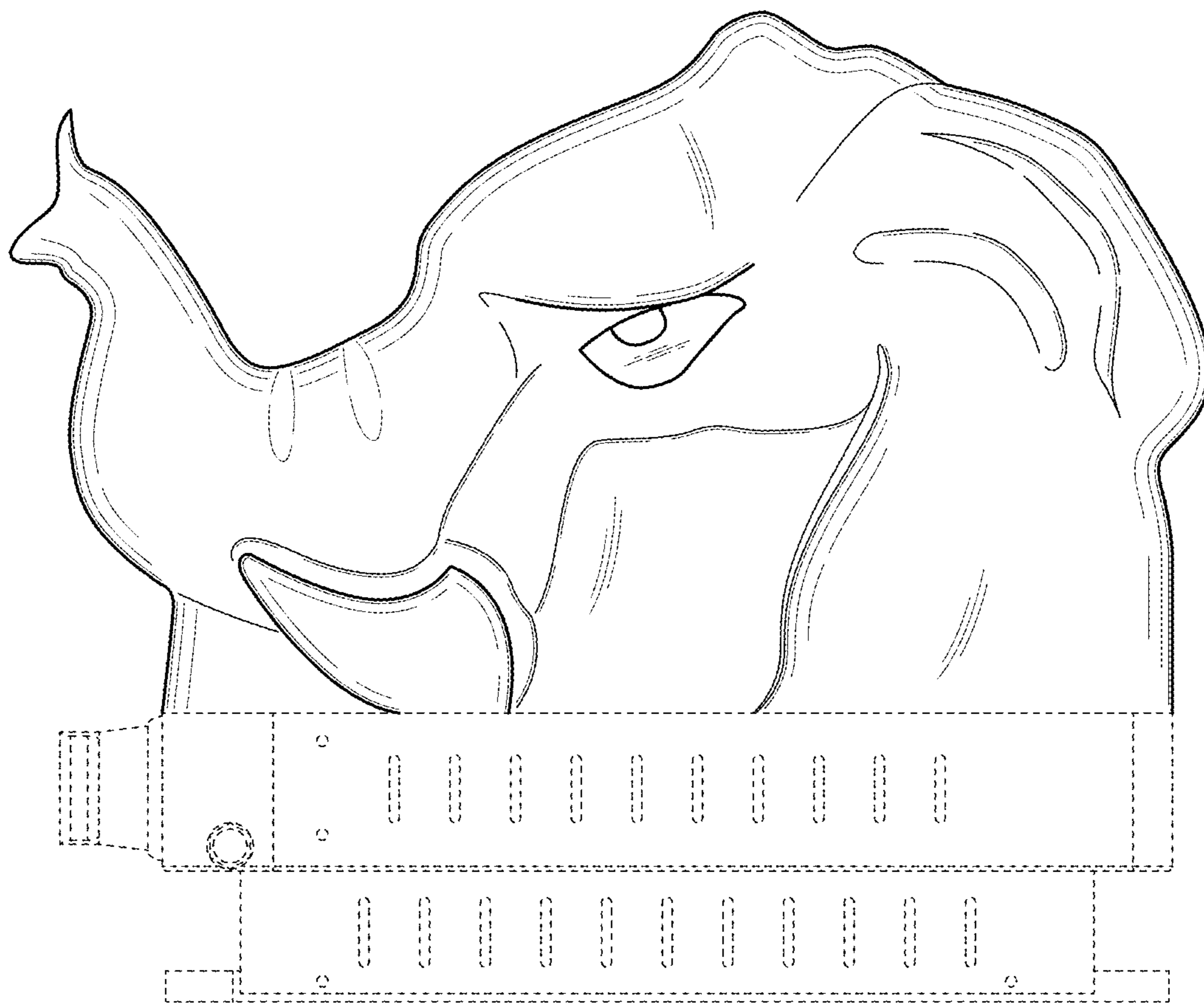


FIG. 5

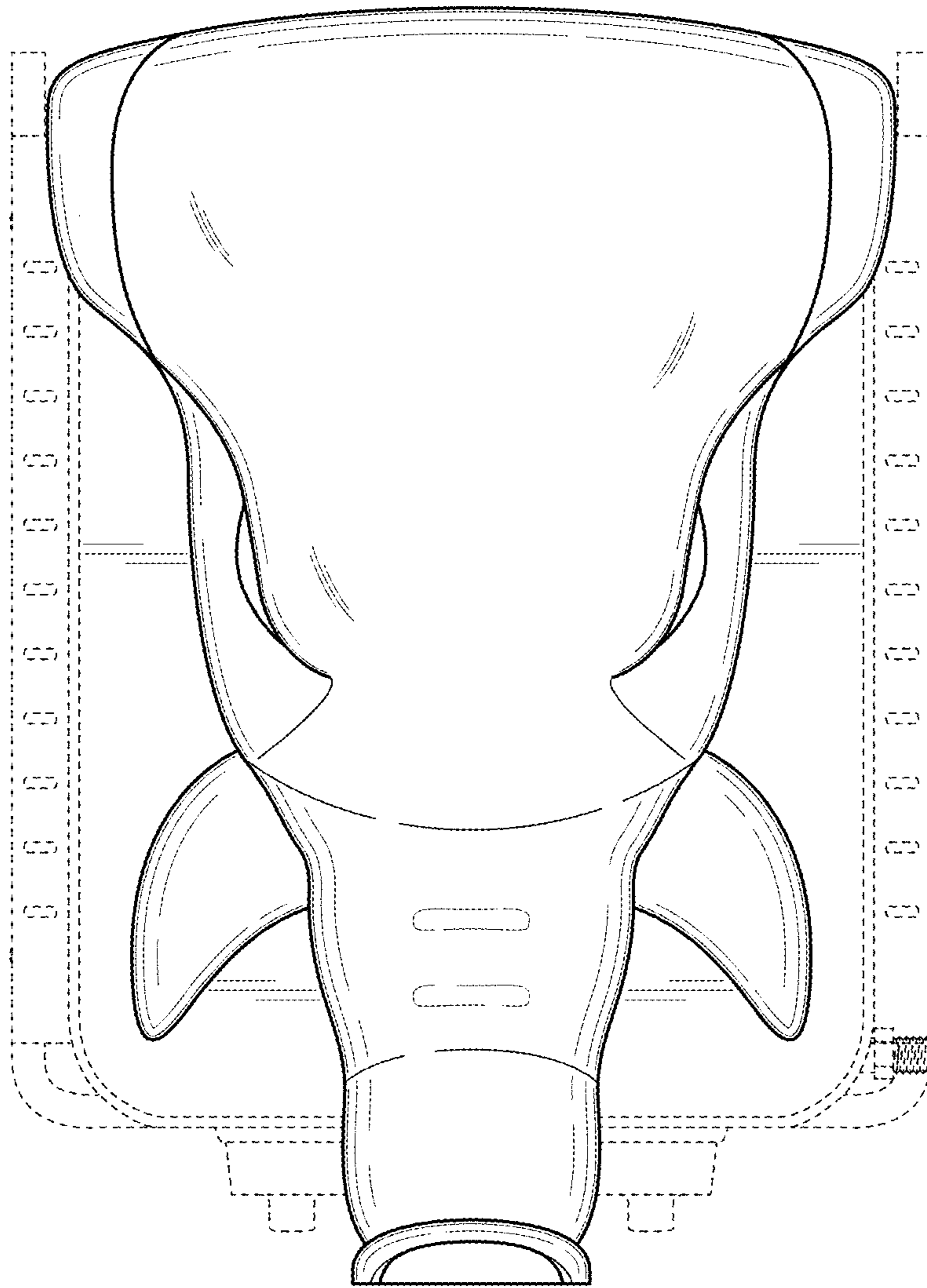


FIG. 6




FIG. 7