



US00D882297S

(12) **United States Design Patent**  
**Yan**

(10) **Patent No.:** **US D882,297 S**  
(45) **Date of Patent:** **\*\* Apr. 28, 2020**

- (54) **CUSHION**
- (71) Applicant: **Luqi Yan**, Nantong (CN)
- (72) Inventor: **Luqi Yan**, Nantong (CN)
- (\*\*) Term: **15 Years**
- (21) Appl. No.: **29/688,496**
- (22) Filed: **Apr. 22, 2019**
- (30) **Foreign Application Priority Data**  
Dec. 27, 2018 (CN) ..... 2018 3 0762461
- (51) **LOC (12) Cl.** ..... **06-09**
- (52) **U.S. Cl.**  
USPC ..... **D6/601**
- (58) **Field of Classification Search**  
USPC ..... D6/595-597, 601, 604-606  
CPC ..... A47C 27/00; A47C 27/08; A47C 27/12;  
A47C 27/14; A47C 7/18; A47C 7/185;  
A47C 7/20; A47C 23/00; A47C 27/001;  
A47C 27/05; A47C 27/053; A47C  
27/056; A47C 27/06; A47C 27/142; A47C  
21/00; A47C 21/026; A47G 9/00; A47G  
9/06; A47G 9/08; A47G 9/086; A47G  
9/1009; A47G 9/10; A47G 9/1027; A47G  
9/1054; A47G 9/1063; A47G 9/1072;  
A47G 9/1045; A47G 9/1081; A47G  
9/109; A47G 2009/1018; A47G 2009/003  
See application file for complete search history.

- (56) **References Cited**  
**U.S. PATENT DOCUMENTS**  
4,320,543 A \* 3/1982 Dixon ..... A47G 9/1081  
5/636  
D316,354 S \* 4/1991 Bool ..... D6/601  
D327,389 S \* 6/1992 Flores ..... D6/601

- 5,682,632 A \* 11/1997 Cotroneo ..... A47G 9/10  
5/636
- D668,092 S \* 10/2012 Davis ..... D6/601
- D701,063 S \* 3/2014 Myers ..... D6/601
- D836,363 S \* 12/2018 Cornelius ..... D6/601
- D868,501 S \* 12/2019 Mi ..... D6/601
- D876,639 S \* 2/2020 Huang ..... D24/188
- 2003/0121103 A1 \* 7/2003 Wempe ..... A47C 27/086  
5/654
- 2007/0294831 A1 \* 12/2007 Siekman ..... A61G 5/1043  
5/653
- 2013/0198961 A1 \* 8/2013 Davis ..... A47C 7/62  
5/648
- 2013/0232693 A1 \* 9/2013 Myers ..... A47G 9/10  
5/636

**FOREIGN PATENT DOCUMENTS**

- WO WO-2008089421 A1 \* 7/2008 ..... A61G 7/072
- \* cited by examiner

*Primary Examiner* — R. Johnson  
(74) *Attorney, Agent, or Firm* — Chun-Ming Shih;  
Lanway IPR Services

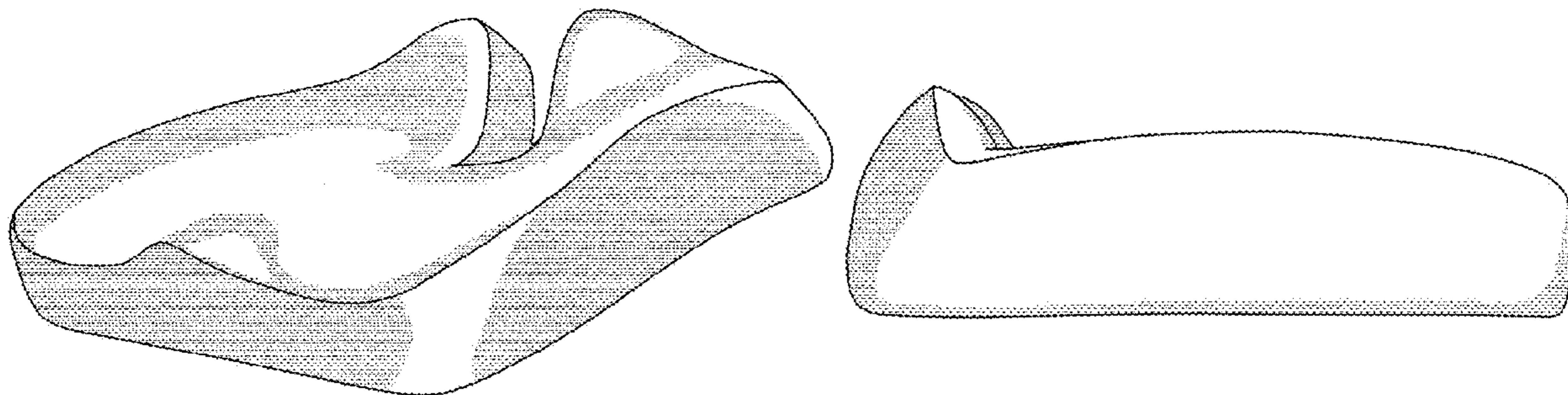
(57) **CLAIM**

The ornamental design for a cushion, as shown and described.

**DESCRIPTION**

FIG. 1 is a perspective view of a cushion showing my new design;  
FIG. 2 is a front view thereof;  
FIG. 3 is a rear view thereof;  
FIG. 4 is a left side elevational view thereof;  
FIG. 5 is a right side elevational view thereof;  
FIG. 6 is a top view thereof; and,  
FIG. 7 is a bottom view thereof.

**1 Claim, 7 Drawing Sheets**



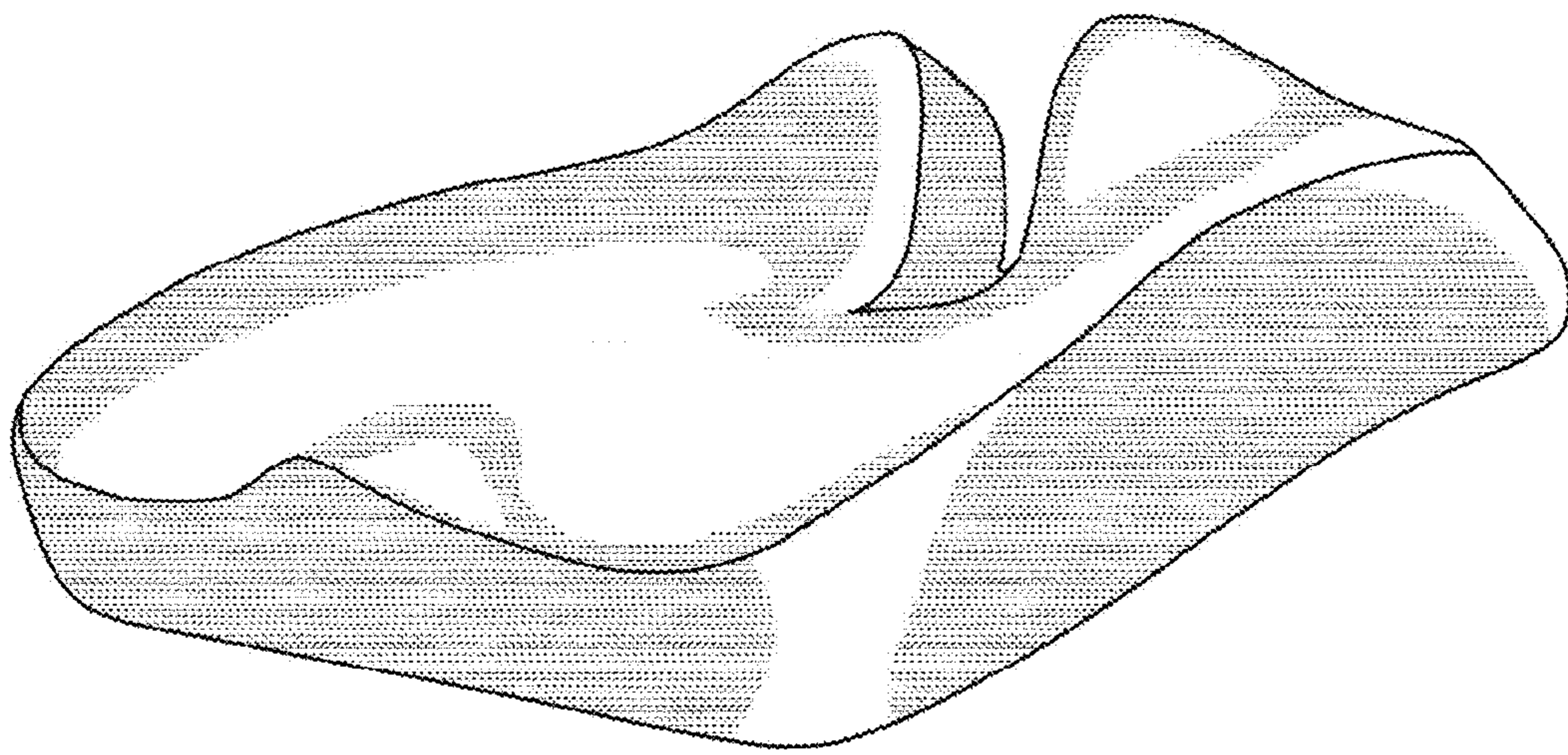


FIG. 1

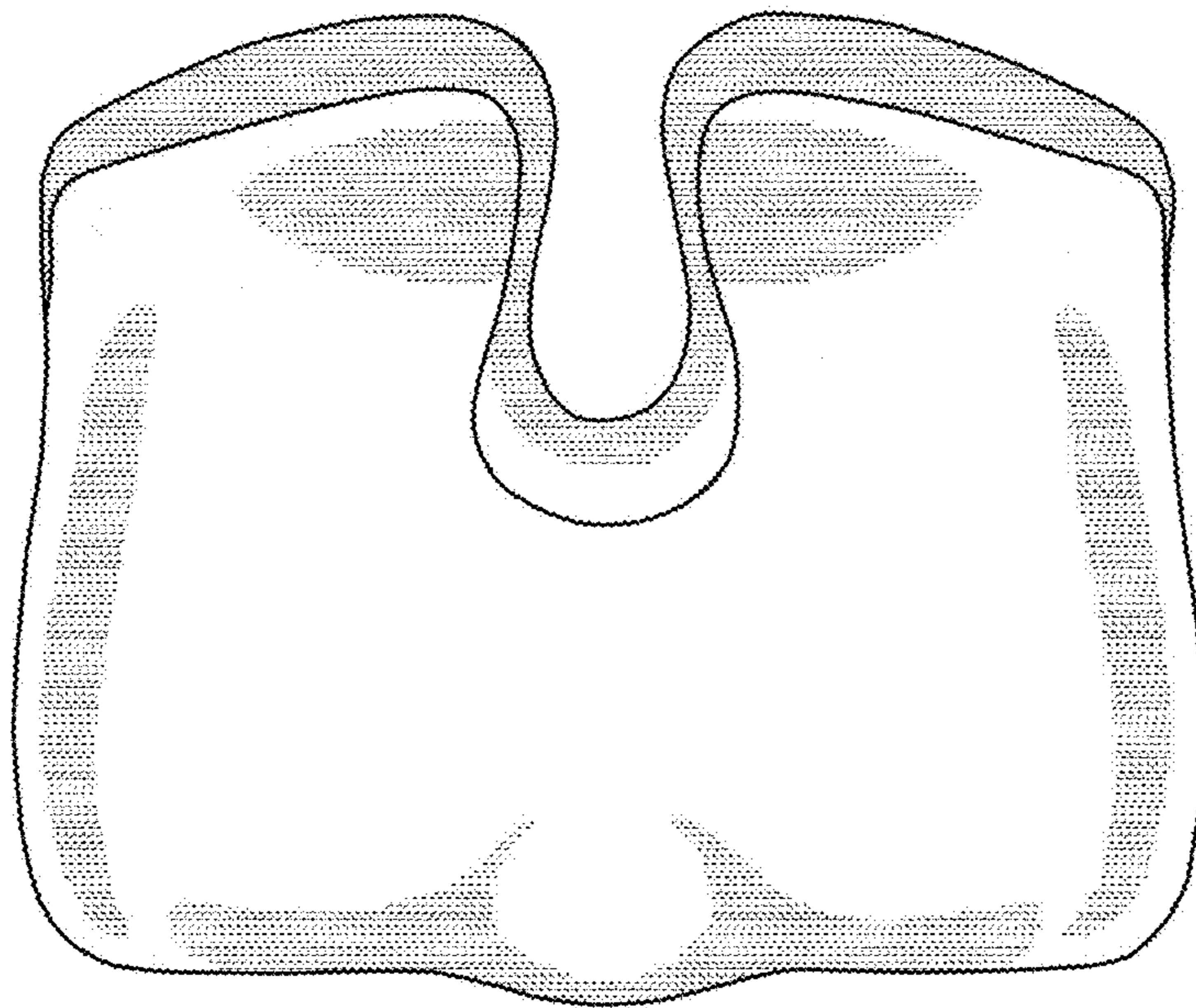


FIG. 2

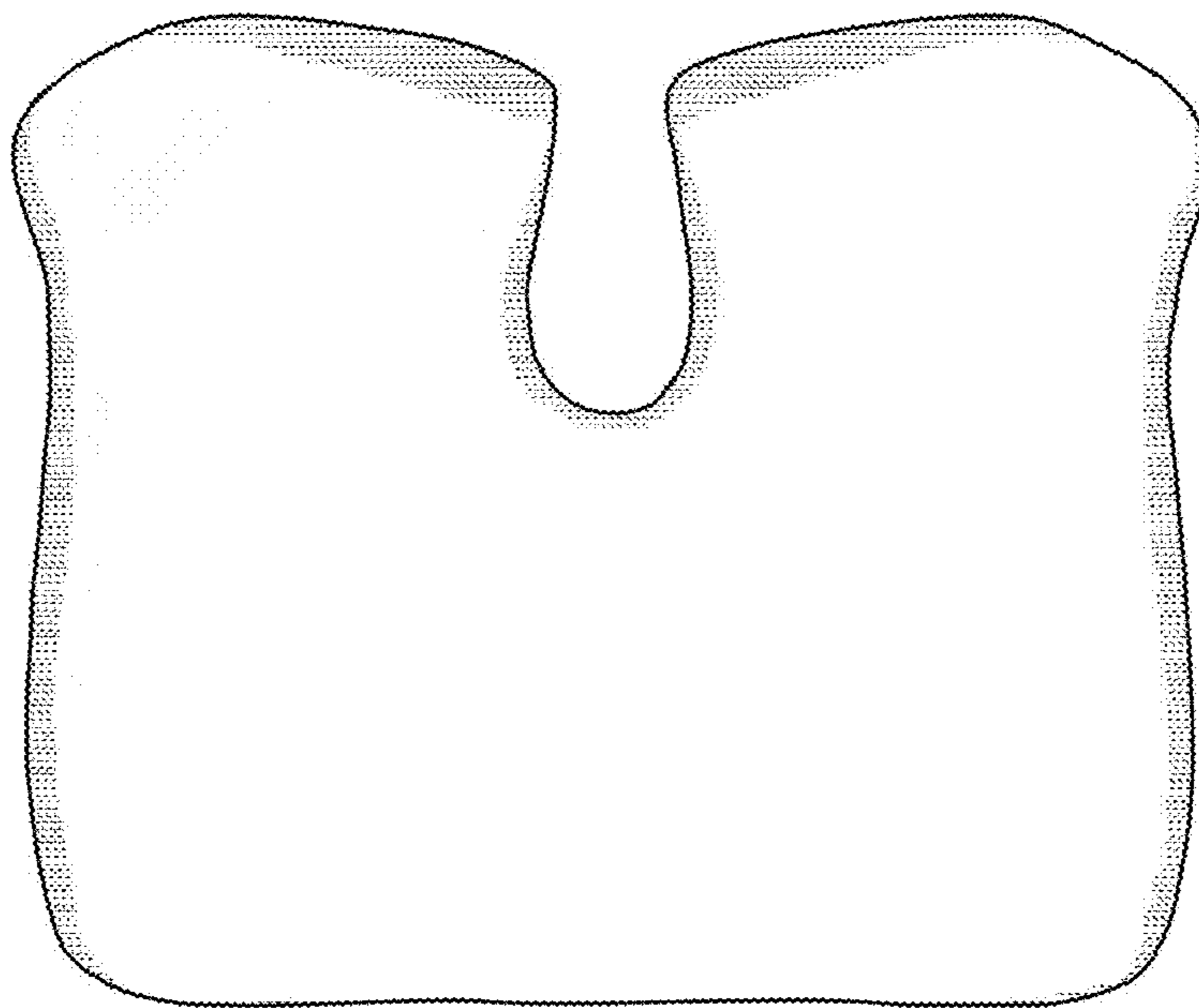


Fig. 3



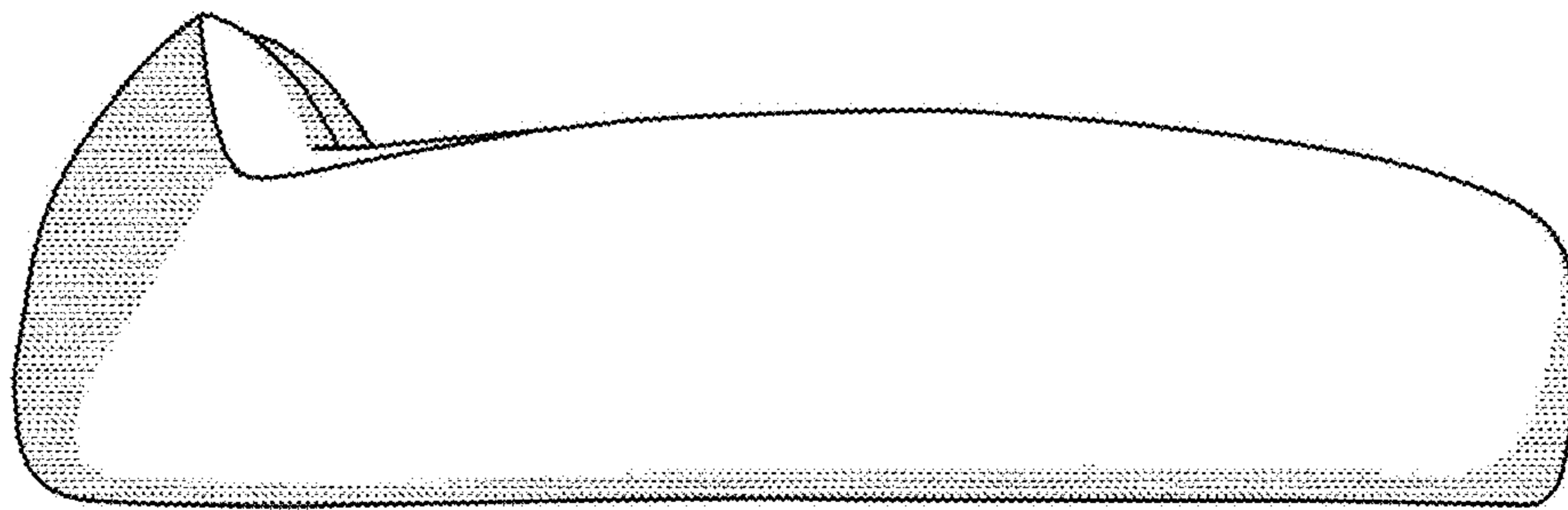


Fig. 4

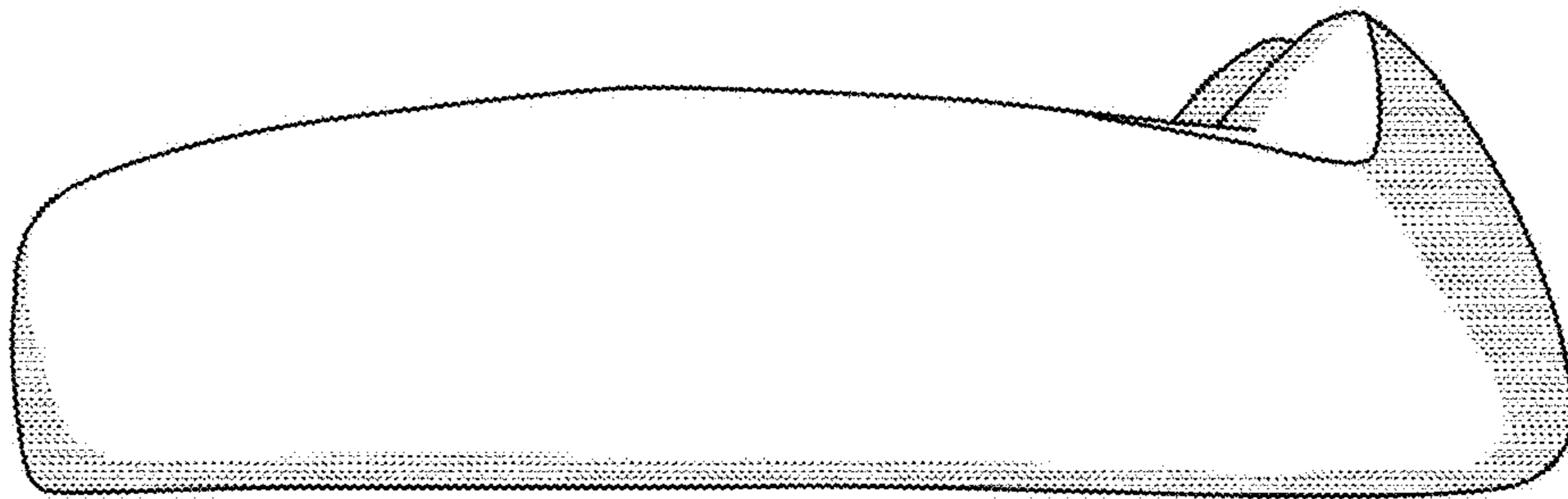


FIG. 5

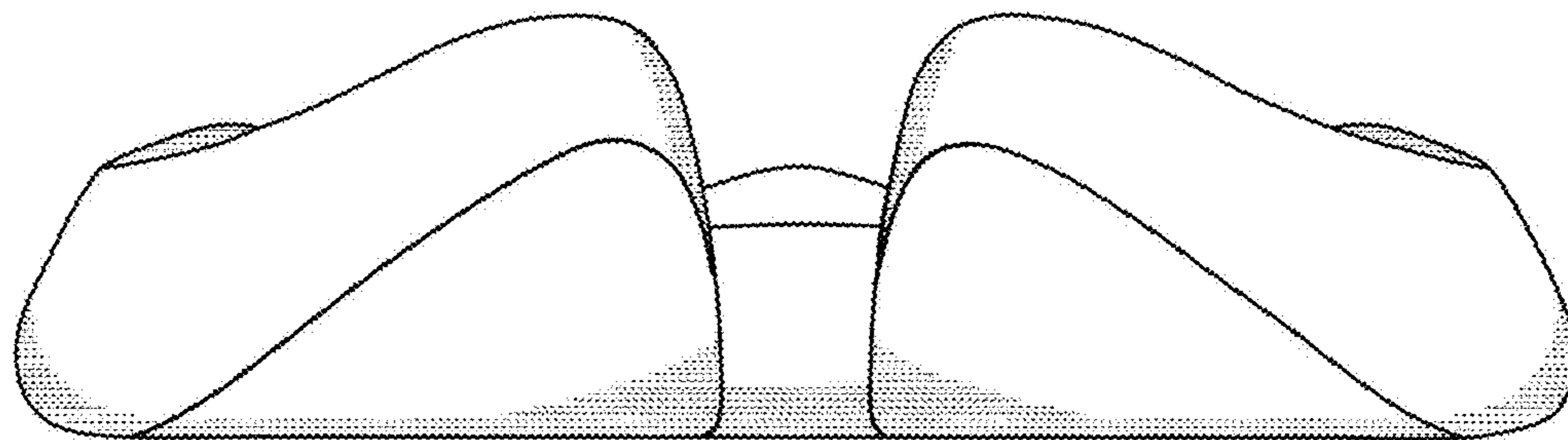


FIG. 6

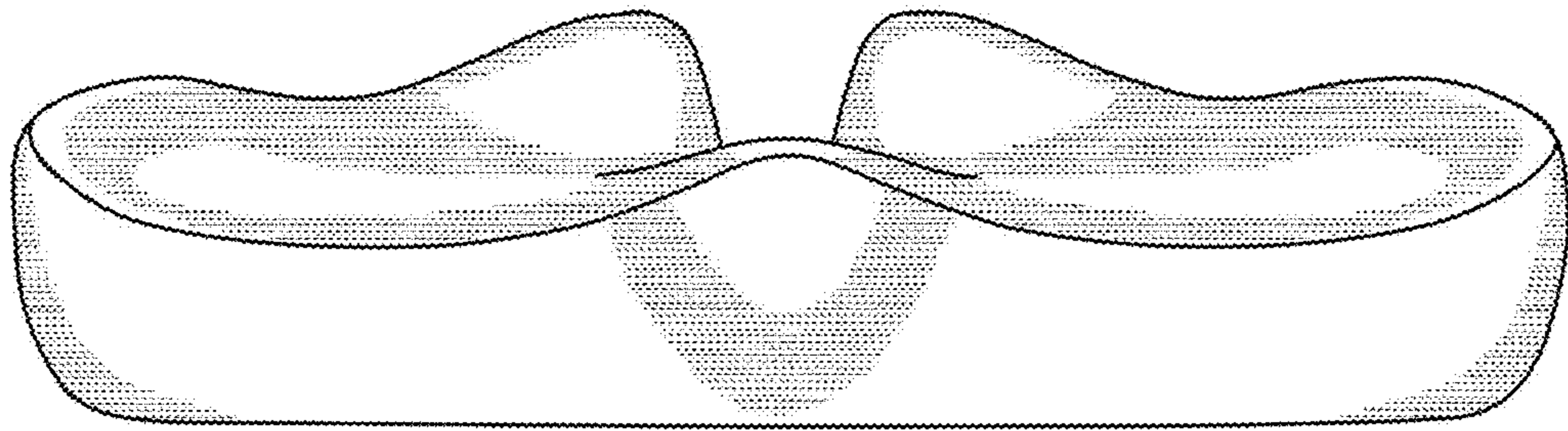


FIG. 7