



US00D882273S

(12) **United States Design Patent** (10) **Patent No.:** **US D882,273 S**
Kling (45) **Date of Patent:** **** Apr. 28, 2020**

(54) **ATTACHMENT FOR COSMETIC SKIN TREATMENT APPARATUS**

(71) Applicant: **Braun GmbH**, Kronberg (DE)

(72) Inventor: **Björn Kling**, Glashutten (DE)

(73) Assignee: **Braun GMBH**, Kronberg (DE)

(**) Term: **15 Years**

(21) Appl. No.: **29/690,263**

(22) Filed: **May 7, 2019**

D479,336 S 9/2003 La Bianco et al.
D514,328 S 2/2006 Huang
D523,962 S 6/2006 Huang
D542,418 S 5/2007 Chen
D549,964 S 9/2007 Roth et al.
D648,435 S 11/2011 Brodbeck
D683,139 S 5/2013 Chikos et al.
9,107,486 B2 8/2015 Brewer et al.
D768,391 S 10/2016 Kling et al.
D778,064 S 2/2017 Owen et al.
D778,065 S 2/2017 Kern et al.
D778,066 S 2/2017 Kern et al.
D781,588 S 3/2017 Lee
D782,197 S 3/2017 Kern et al.
9,730,758 B2 8/2017 Carlucci

(Continued)

Related U.S. Application Data

(62) Division of application No. 29/593,677, filed on Feb. 10, 2017, now Pat. No. Des. 853,127.

(30) **Foreign Application Priority Data**

Aug. 25, 2016 (WO) 968531901

(51) **LOC (12) Cl.** **04-02**

(52) **U.S. Cl.**
USPC **D4/127**

(58) **Field of Classification Search**
USPC D4/102, 109, 111, 127, 128, 136;
D24/214, 215; D28/44.1, 59, 63, 64.5,
D28/76, 77, 82
CPC A46B 13/00; A46B 15/00; A46B 17/00;
A46B 2200/00; A46B 2200/10; A46B
2200/102; A61H 7/02; A61H 7/003;
A61H 7/004; A61H 2007/009; A61H
23/00; A61H 2205/02; A61H 2205/022
See application file for complete search history.

(56) **References Cited**

U.S. PATENT DOCUMENTS

D266,116 S 9/1982 Deconinck
D333,730 S 3/1993 Martin

FOREIGN PATENT DOCUMENTS

WO WO-2013132364 9/2013

Primary Examiner — Wan Laymon

Assistant Examiner — Clint A Samuel

(74) *Attorney, Agent, or Firm* — Kevin C. Johnson

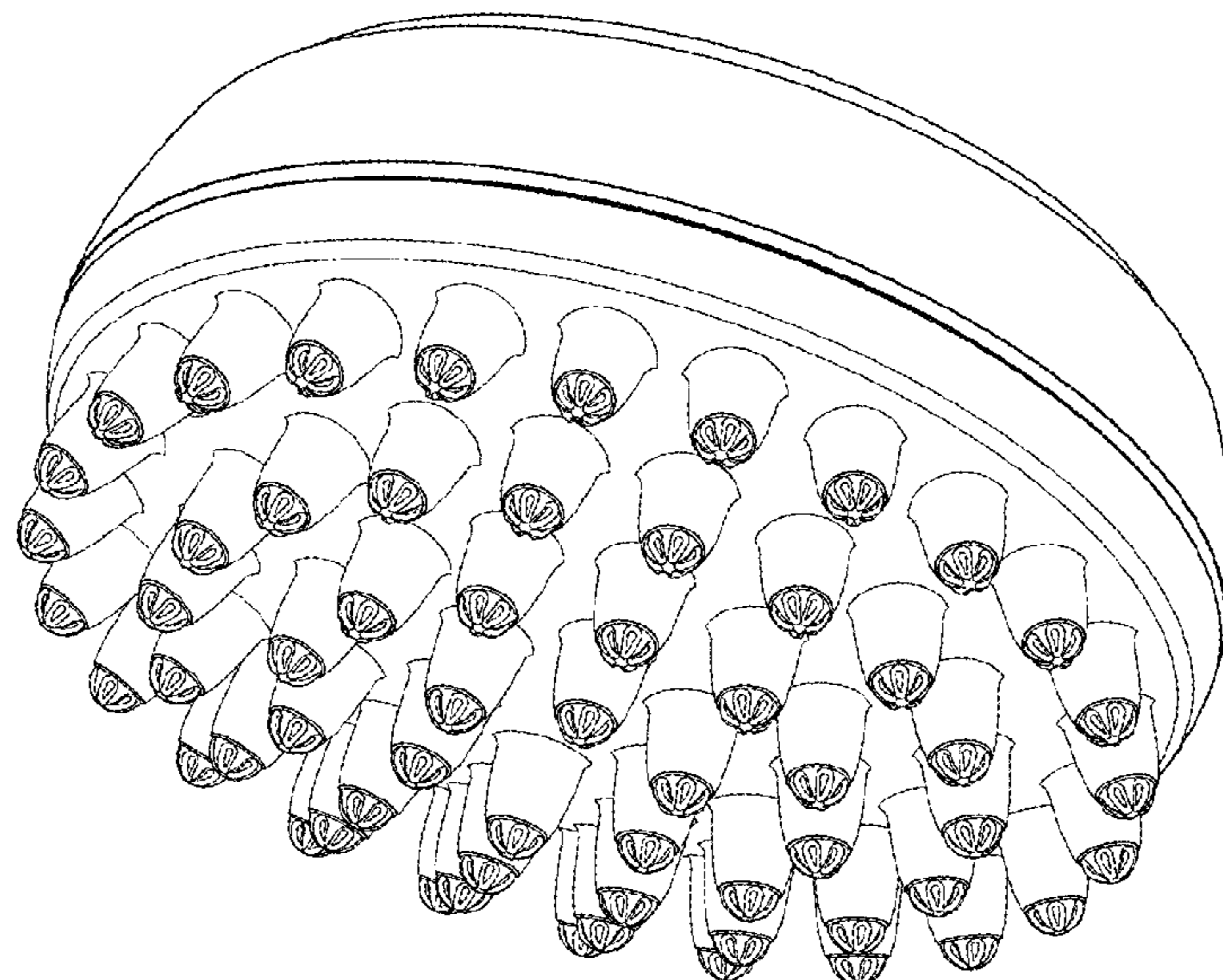
(57) **CLAIM**

The ornamental design for an attachment for cosmetic skin treatment apparatus, as shown and described.

DESCRIPTION

FIG. 1 is a perspective view of an attachment for cosmetic skin treatment apparatus;
FIG. 2 is a front view thereof;
FIG. 3 is a right side view thereof;
FIG. 4 is a rear view thereof;
FIG. 5 is a left side view thereof;
FIG. 6 is a top plan view thereof; and,
FIG. 7 is a bottom view thereof.
The portions of the attachment for cosmetic skin treatment apparatus shown in broken lines form no part of the claimed design.

1 Claim, 2 Drawing Sheets



(56)

References Cited

U.S. PATENT DOCUMENTS

D810,447	S	2/2018	Dandridge et al.	
D816,342	S *	5/2018	Tai	D4/100
D823,606	S	7/2018	Roth et al.	
D825,771	S	8/2018	Park	
D829,445	S	10/2018	Kern et al.	
D843,732	S *	3/2019	Kling	D4/127
D849,263	S *	5/2019	Soutelo Gomes	D24/215
D851,407	S *	6/2019	Brown	D4/127
D853,127	S *	7/2019	Kling	D4/127
D868,377	S *	11/2019	Goeder	D28/54
2015/0257521	A1	9/2015	Hendler et al.	

* cited by examiner

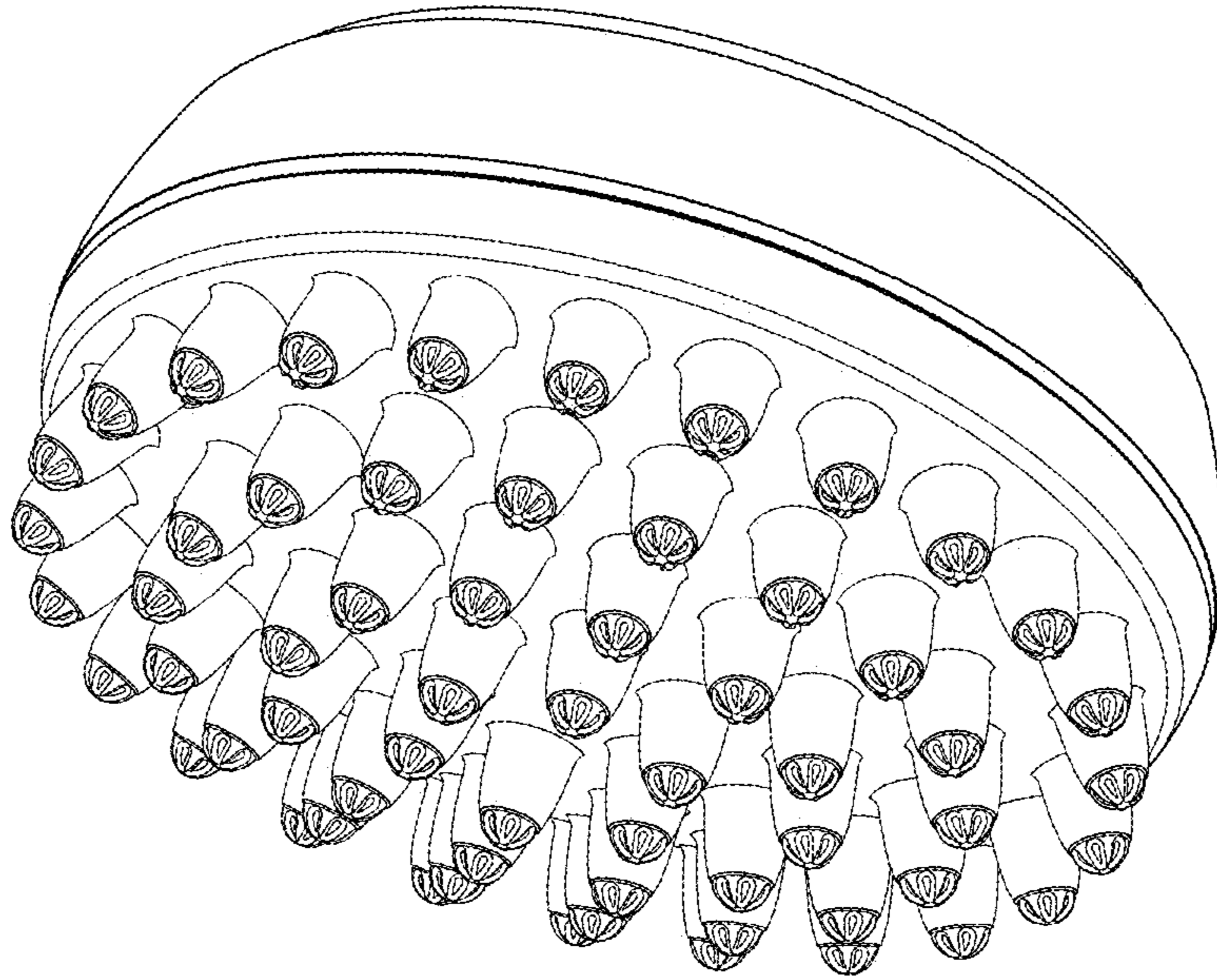


Fig. 1

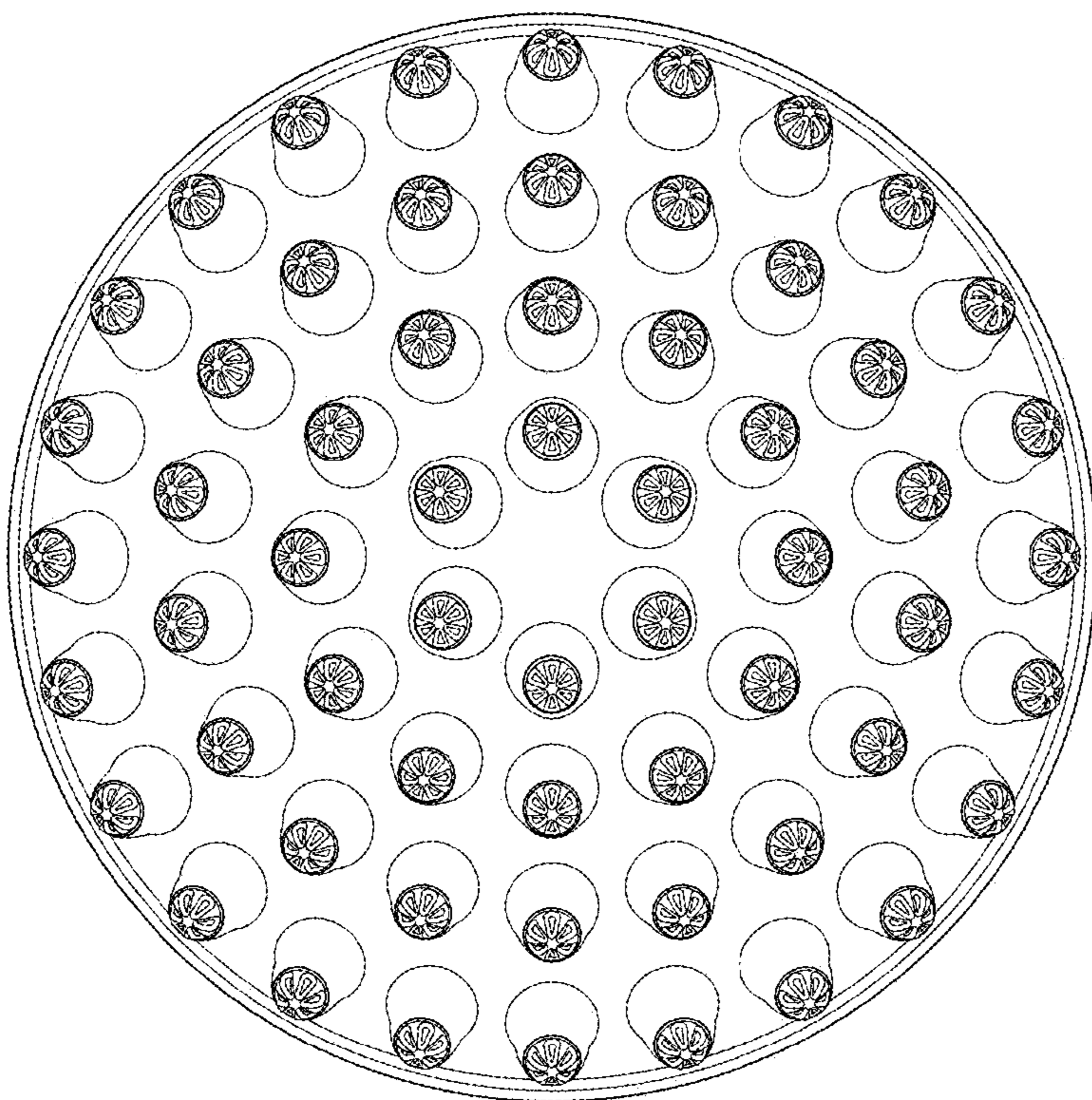


Fig. 2

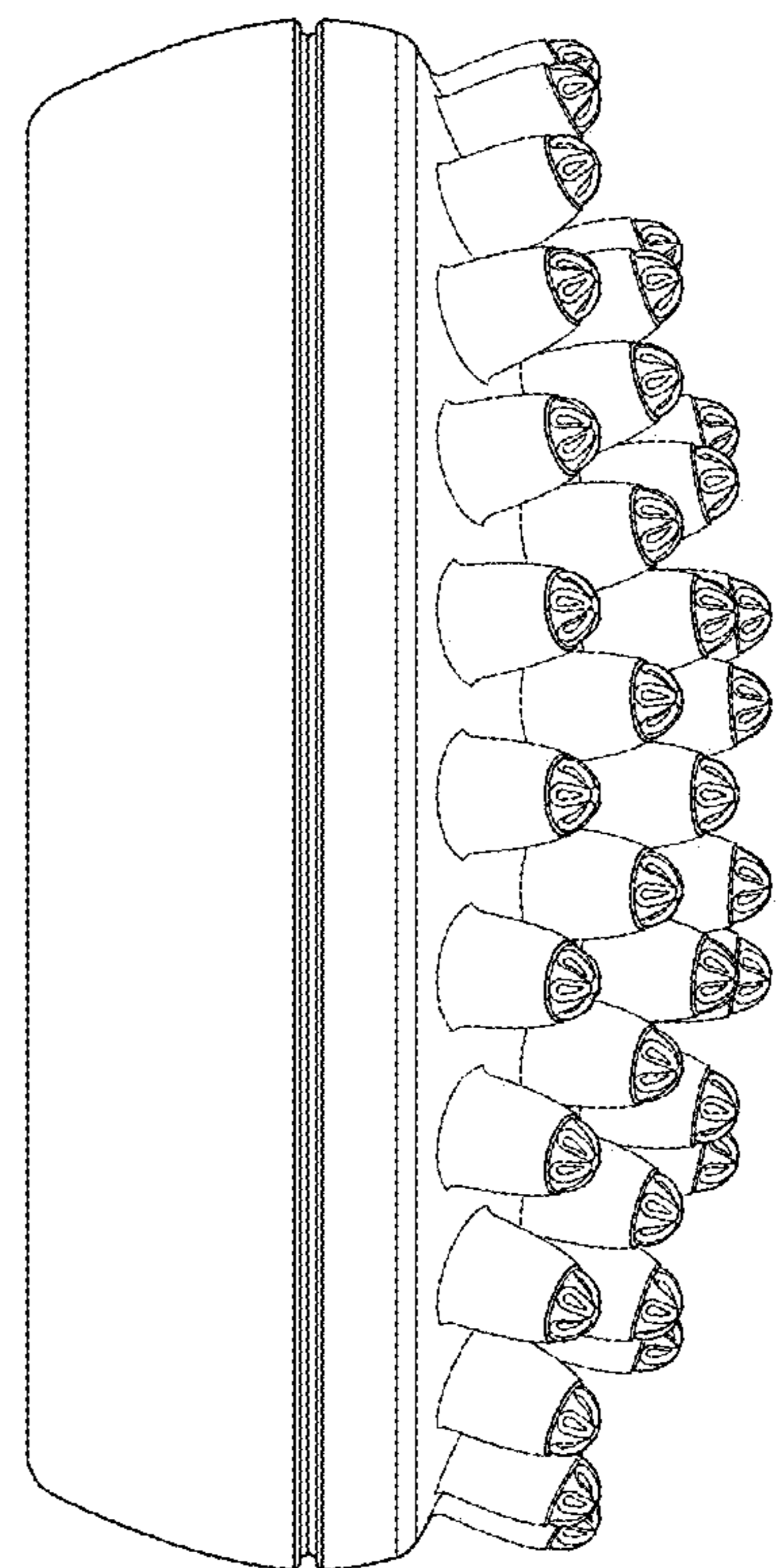


Fig. 3

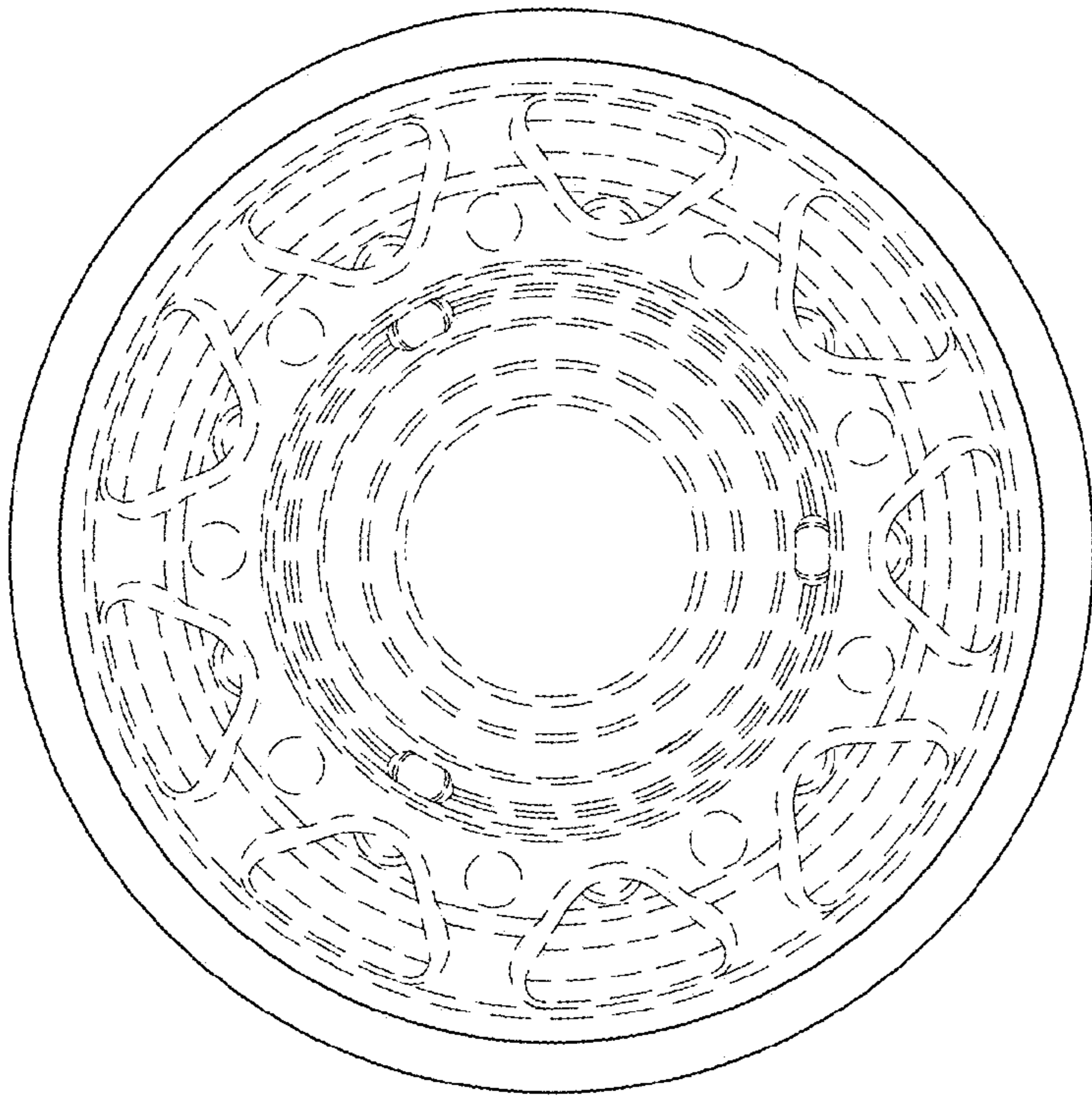


Fig. 4

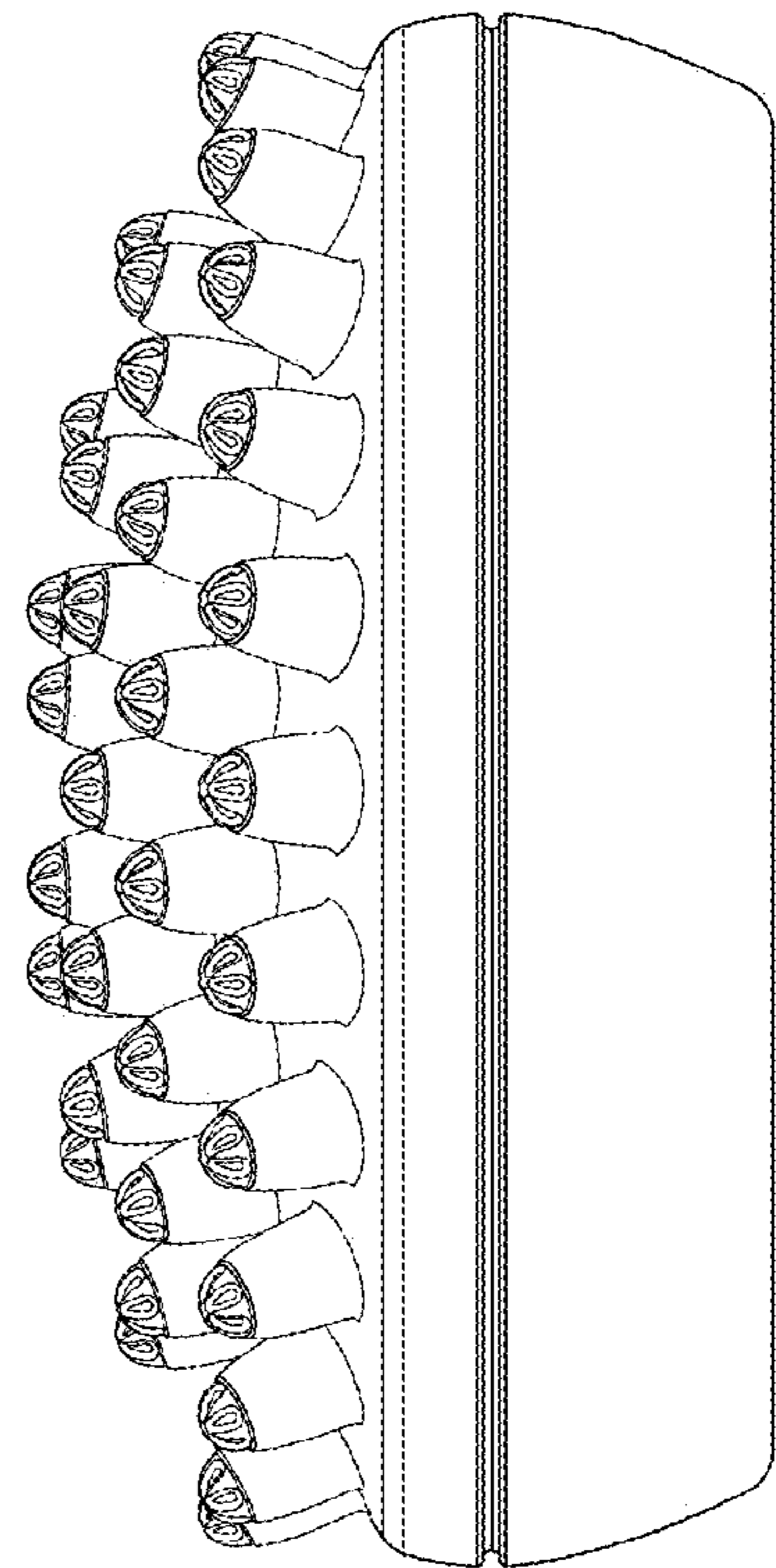


Fig. 5

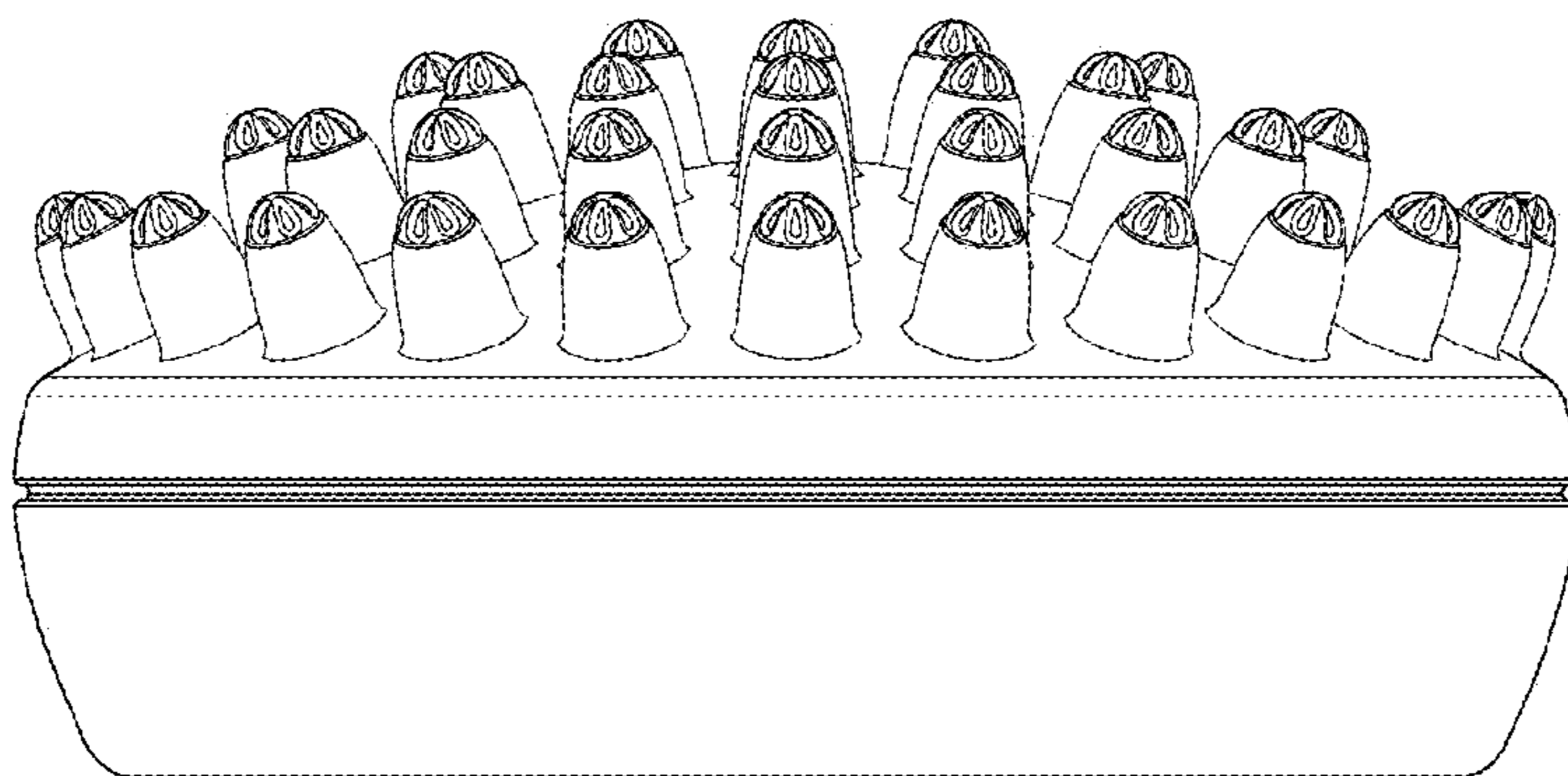


Fig. 6

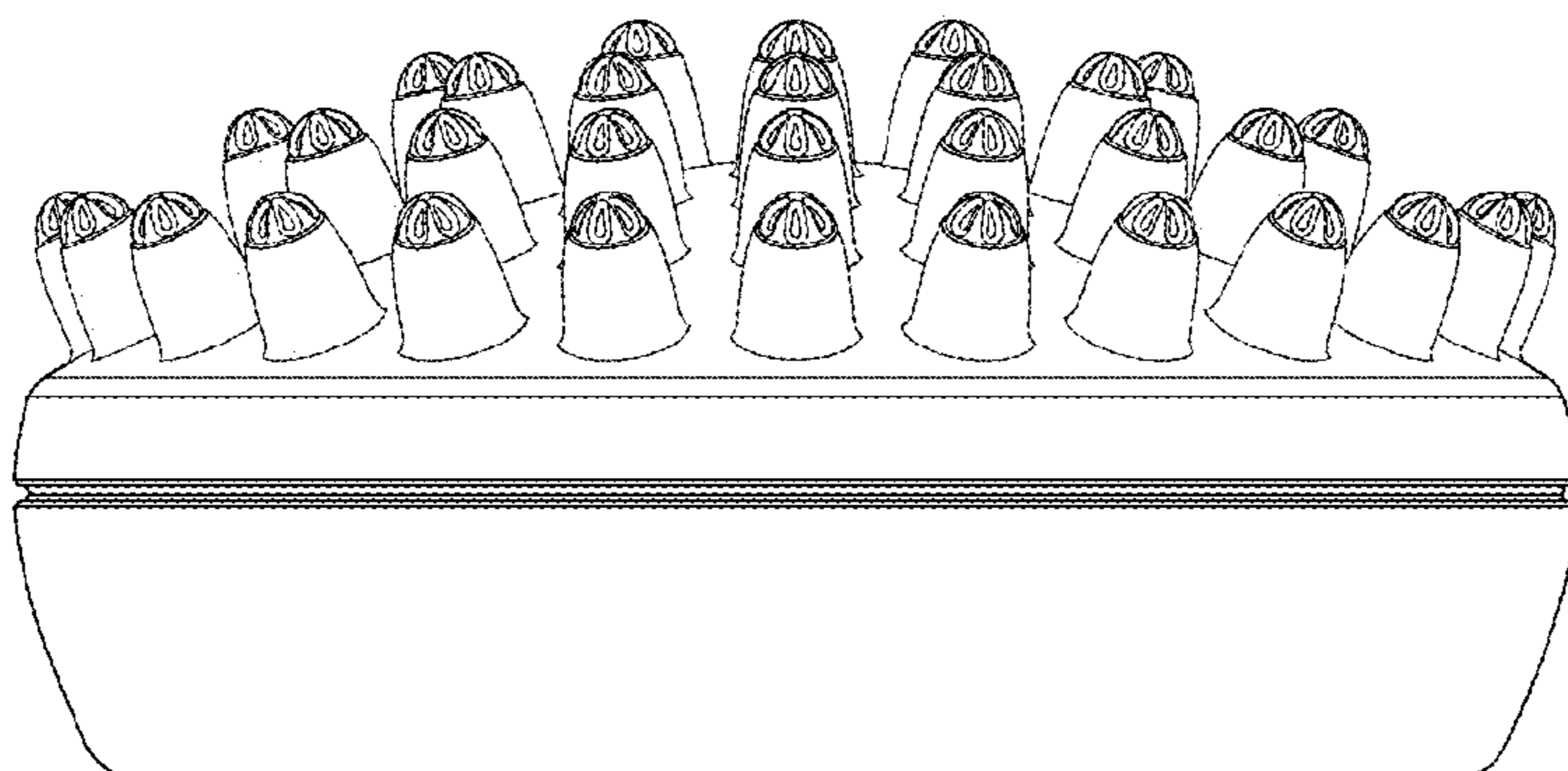


Fig. 7