



US00D882269S

(12) **United States Design Patent** (10) **Patent No.:** **US D882,269 S**  
**Senko** (45) **Date of Patent:** **\*\* Apr. 28, 2020**

(54) **TOOTHBRUSH**

(71) Applicants: **Roman Senko**, Hafířov (CZ); **Jan Sury**, Hořt'áľková (CZ)

(72) Inventor: **Roman Senko**, Havířov (CZ)

(73) Assignees: **Roman Senko**, Havirov (CZ); **Jan Sury**, Hostalkova (CZ)

(\*\*) Term: **15 Years**

(21) Appl. No.: **29/641,003**

(22) Filed: **Mar. 19, 2018**

(51) **LOC (12) Cl.** ..... **28-03**

(52) **U.S. Cl.**  
USPC ..... **D4/101**

(58) **Field of Classification Search**  
USPC ..... D4/101, 104, 105, 106, 107, 108, 109,  
D4/110, 111, 112, 113, 138, 199; 15/110  
(Continued)

(56) **References Cited**

**U.S. PATENT DOCUMENTS**

D378,250 S \* 3/1997 Marchello ..... D4/104  
5,617,884 A \* 4/1997 Allison ..... A46B 5/0095  
132/308

(Continued)

**FOREIGN PATENT DOCUMENTS**

EM 004539039-0001 12/2017  
EM 004539039-0002 12/2017

(Continued)

*Primary Examiner* — Karen E Eldridge Powers

(74) *Attorney, Agent, or Firm* — Hovey Williams LLP

(57) **CLAIM**

The ornamental design for a toothbrush, as shown and described.

**DESCRIPTION**

The patent or application file contains at least one drawing executed in color. Copies of this patent or patent application

publication with color drawing(s) will be provided by the Office upon request and payment of the necessary fee.

FIG. 1 is a front perspective view of a toothbrush embodying a first embodiment of my design;

FIG. 2 is another front perspective view of the toothbrush shown in FIG. 1;

FIG. 3 is a front elevation view of the toothbrush shown in FIGS. 1 and 2;

FIG. 4 is a right side elevation view of the toothbrush shown in FIGS. 1-3;

FIG. 5 is a rear elevation view of the toothbrush shown in FIGS. 1-4;

FIG. 6 is a left side elevation view of the toothbrush shown in FIGS. 1-5;

FIG. 7 is a top plan view of the toothbrush shown in FIGS. 1-6;

FIG. 8 is a bottom plan view of the toothbrush shown in FIGS. 1-7;

FIG. 9 is a front perspective view of a toothbrush embodying a second embodiment of my design;

FIG. 10 is another front perspective view of the toothbrush shown in FIG. 9;

FIG. 11 is a front elevation view of the toothbrush shown in FIGS. 9 and 10;

FIG. 12 is a right side elevation view of the toothbrush shown in FIGS. 9-11;

FIG. 13 is a rear elevation view of the toothbrush shown in FIGS. 9-12;

FIG. 14 is a left side elevation view of the toothbrush shown in FIGS. 9-13;

FIG. 15 is a top plan view of the toothbrush shown in FIGS. 9-14;

FIG. 16 is a bottom plan view of the toothbrush shown in FIGS. 9-15;

FIG. 17 is a front perspective view of a toothbrush embodying a third embodiment of my design;

FIG. 18 is another front perspective view of the toothbrush shown in FIG. 17;

FIG. 19 is a front elevation view of the toothbrush shown in FIGS. 17 and 18;

FIG. 20 is a right side elevation view of the toothbrush shown in FIGS. 17-19;

(Continued)

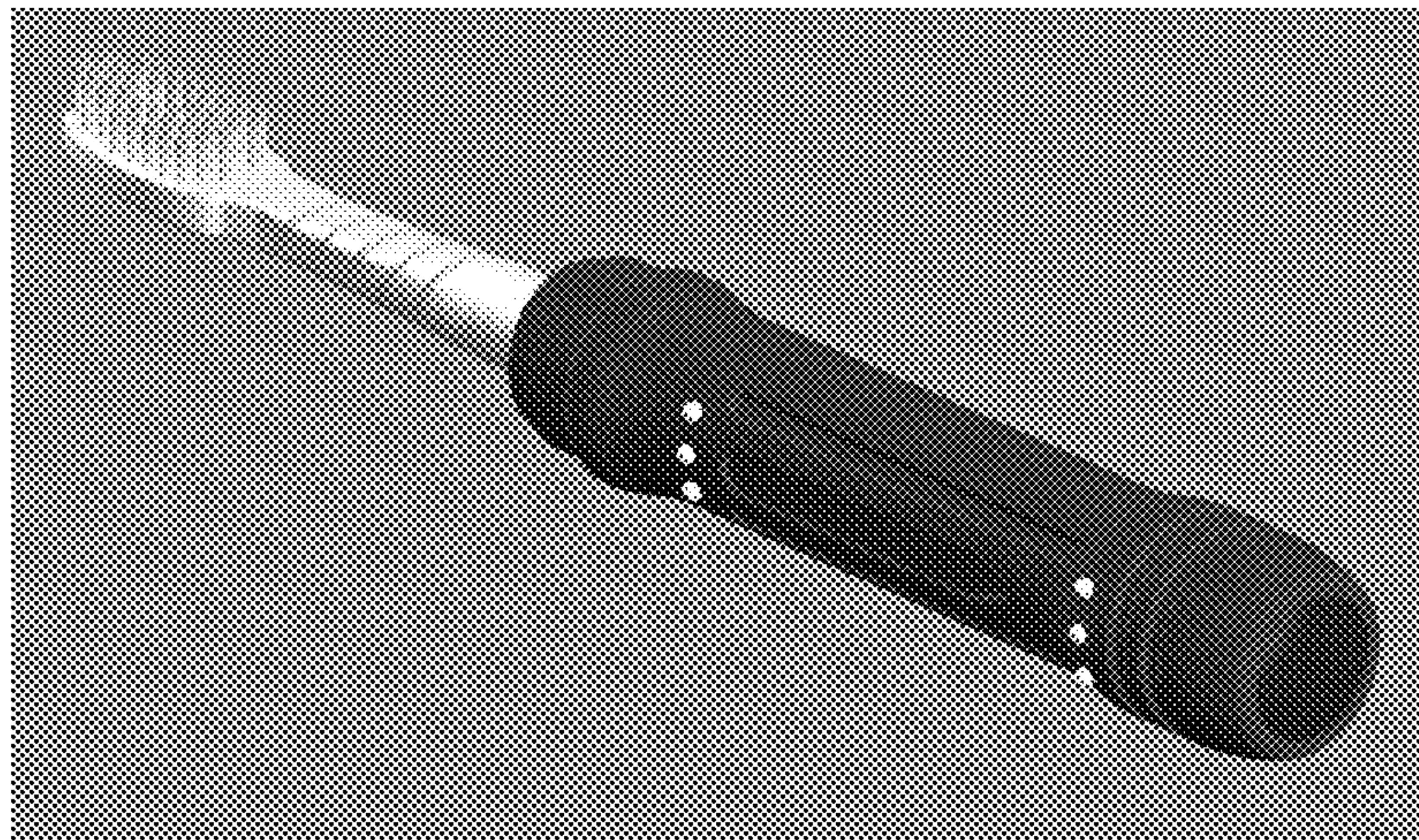




FIG. 21 is a rear elevation view of the toothbrush shown in FIGS. 17-20;  
 FIG. 22 is a left side elevation view of the toothbrush shown in FIGS. 17-21;  
 FIG. 23 is a top plan view of the toothbrush shown in FIGS. 17-22;  
 FIG. 24 is a bottom plan view of the toothbrush shown in FIGS. 17-23;  
 FIG. 25 is a front perspective view of a toothbrush embodying a fourth embodiment of my design;  
 FIG. 26 is another front perspective view of the toothbrush shown in FIG. 25;  
 FIG. 27 is a front elevation view of the toothbrush shown in FIGS. 25 and 26;  
 FIG. 28 is a right side elevation view of the toothbrush shown in FIGS. 25-27;  
 FIG. 29 is a rear elevation view of the toothbrush shown in FIGS. 25-28;  
 FIG. 30 is a left side elevation view of the toothbrush shown in FIGS. 25-29;  
 FIG. 31 is a top plan view of the toothbrush shown in FIGS. 25-30;  
 FIG. 32 is a bottom plan view of the toothbrush shown in FIGS. 25-31;  
 FIG. 33 is a front perspective view of a toothbrush embodying a fifth embodiment of my design;  
 FIG. 34 is another front perspective view of the toothbrush shown in FIG. 33;  
 FIG. 35 is a front elevation view of the toothbrush shown in FIGS. 33 and 34;  
 FIG. 36 is a right side elevation view of the toothbrush shown in FIGS. 33-35;  
 FIG. 37 is a rear elevation view of the toothbrush shown in FIGS. 33-36;  
 FIG. 38 is a left side elevation view of the toothbrush shown in FIGS. 33-37;  
 FIG. 39 is a top plan view of the toothbrush shown in FIGS. 33-38;  
 FIG. 40 is a bottom plan view of the toothbrush shown in FIGS. 33-39;  
 FIG. 41 is a front perspective view of a toothbrush embodying a sixth embodiment of my design;  
 FIG. 42 is another front perspective view of the toothbrush shown in FIG. 41;  
 FIG. 43 is a front elevation view of the toothbrush shown in FIGS. 41 and 42;  
 FIG. 44 is a right side elevation view of the toothbrush shown in FIGS. 41-43;  
 FIG. 45 is a rear elevation view of the toothbrush shown in FIGS. 41-44;  
 FIG. 46 is a left side elevation view of the toothbrush shown in FIGS. 41-45;  
 FIG. 47 is a top plan view of the toothbrush shown in FIGS. 41-46;  
 FIG. 48 is a bottom plan view of the toothbrush shown in FIGS. 41-47;  
 FIG. 49 is a front perspective view of a toothbrush embodying a seventh embodiment of my design;  
 FIG. 50 is another front perspective view of the toothbrush shown in FIG. 49;  
 FIG. 51 is a front elevation view of the toothbrush shown in FIGS. 49 and 50;  
 FIG. 52 is a right side elevation view of the toothbrush shown in FIGS. 49-51;

FIG. 53 is a rear elevation view of the toothbrush shown in FIGS. 49-52;  
 FIG. 54 is a left side elevation view of the toothbrush shown in FIGS. 49-53;  
 FIG. 55 is a top plan view of the toothbrush shown in FIGS. 49-54; and,  
 FIG. 56 is a bottom plan view of the toothbrush shown in FIGS. 49-55.

**1 Claim, 35 Drawing Sheets  
 (35 of 35 Drawing Sheet(s) Filed in Color)**

(58) **Field of Classification Search**  
 CPC .... A46B 3/00; A46B 9/02; A46B 9/04; A46B 2200/1066; A46B 2200/1073; A46B 2200/1086  
 See application file for complete search history.

(56) **References Cited**

U.S. PATENT DOCUMENTS

5,802,656	A *	9/1998	Dawson	.....	A46B 5/0029 15/110
D401,413	S *	11/1998	Porter	.....	D4/104
D448,933	S *	10/2001	Mitchell	.....	D4/108
D464,489	S *	10/2002	Emerick	.....	D4/108
D530,923	S *	10/2006	Kling	.....	D4/104
7,354,112	B2 *	4/2008	Fischer	.....	A46B 3/06 300/21
D599,555	S *	9/2009	Oliphant	.....	D4/101
D602,695	S *	10/2009	Koye	.....	D4/107
D660,001	S *	5/2012	Peluso	.....	D4/101
8,734,042	B2 *	5/2014	Hohlbein	.....	A46B 11/0003 15/167.1
8,747,009	B2 *	6/2014	Lee	.....	A46B 11/0003 15/167.1
D742,649	S *	11/2015	Thompson	.....	D4/104
D749,854	S *	2/2016	Nguyen	.....	D4/101
D750,378	S *	3/2016	Nguyen	.....	D4/101
D793,738	S *	8/2017	Nguyen	.....	D4/108
D855,997	S *	8/2019	Hielscher	.....	D4/104
D855,998	S *	8/2019	Hielscher	.....	D4/104

FOREIGN PATENT DOCUMENTS

EM	004539039-0003	12/2017
EM	004539039-0004	12/2017
EM	004539039-0005	12/2017
EM	004539039-0006	12/2017
EM	004539039-0007	12/2017
EM	004539039-0008	12/2017
EM	004539039-0009	12/2017
EM	004539039-0010	12/2017
EM	004539039-0011	12/2017
EM	004539039-0012	12/2017
EM	004539039-0013	12/2017
EM	004539039-0014	12/2017
EM	004539039-0015	12/2017
EM	004539039-0016	12/2017
EM	004539039-0017	12/2017
EM	004539039-0018	12/2017
EM	004539039-0019	12/2017
EM	004539039-0020	12/2017
EM	004539039-0021	12/2017
EM	004539039-0022	12/2017
EM	004539039-0023	12/2017
EM	004539039-0024	12/2017
EM	004539039-0025	12/2017

\* cited by examiner



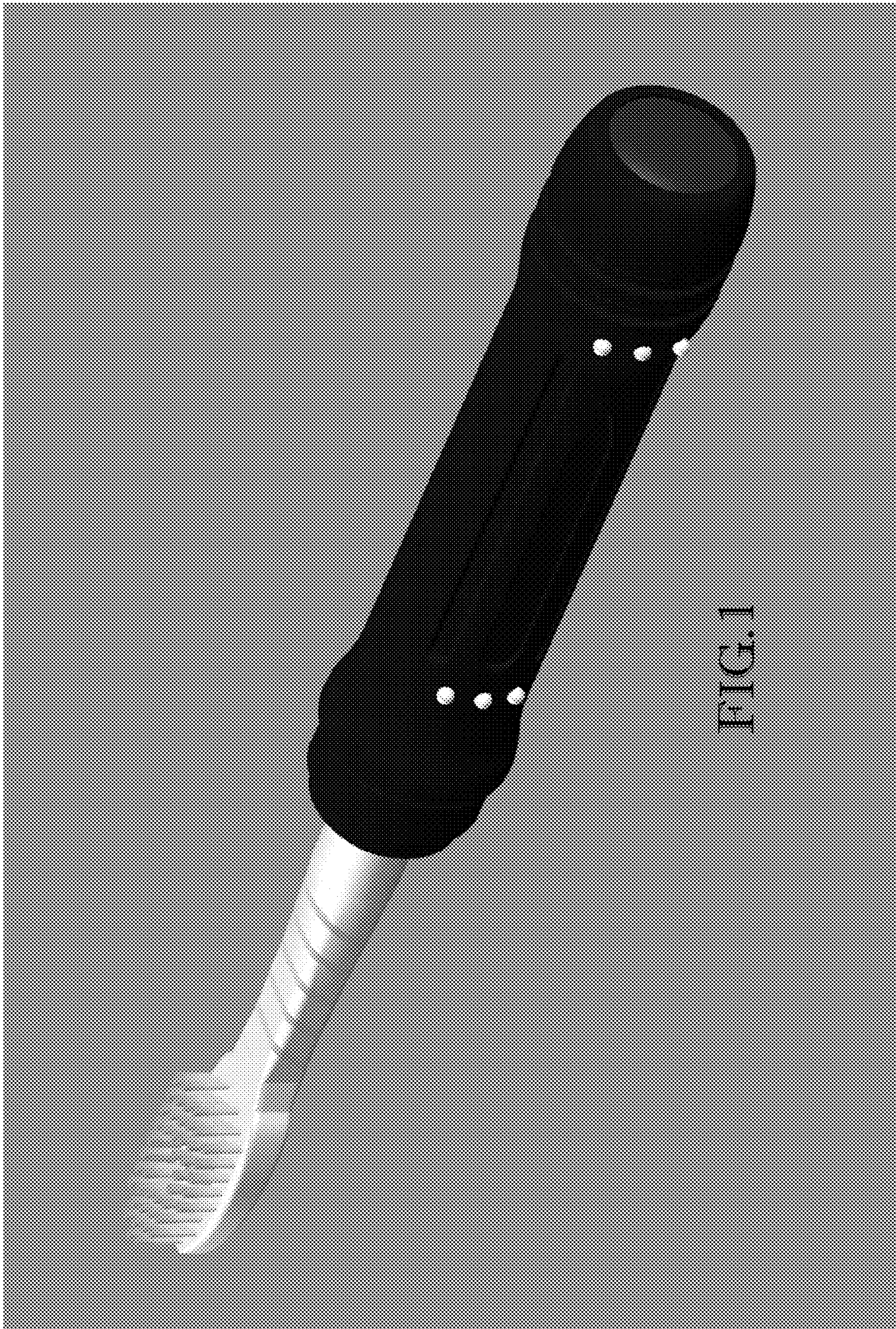




FIG. 1

















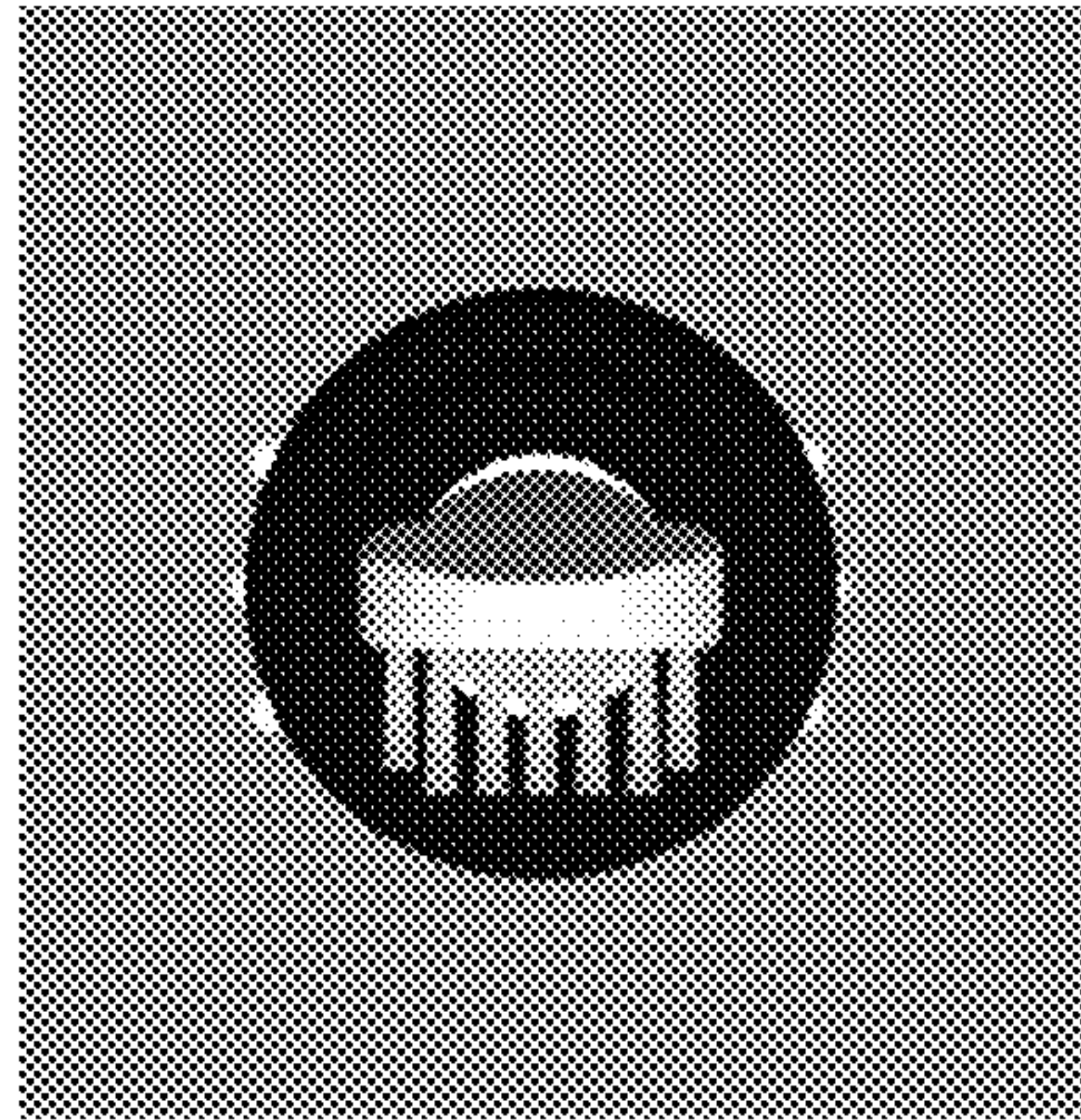


FIG. 7




FIG. 8



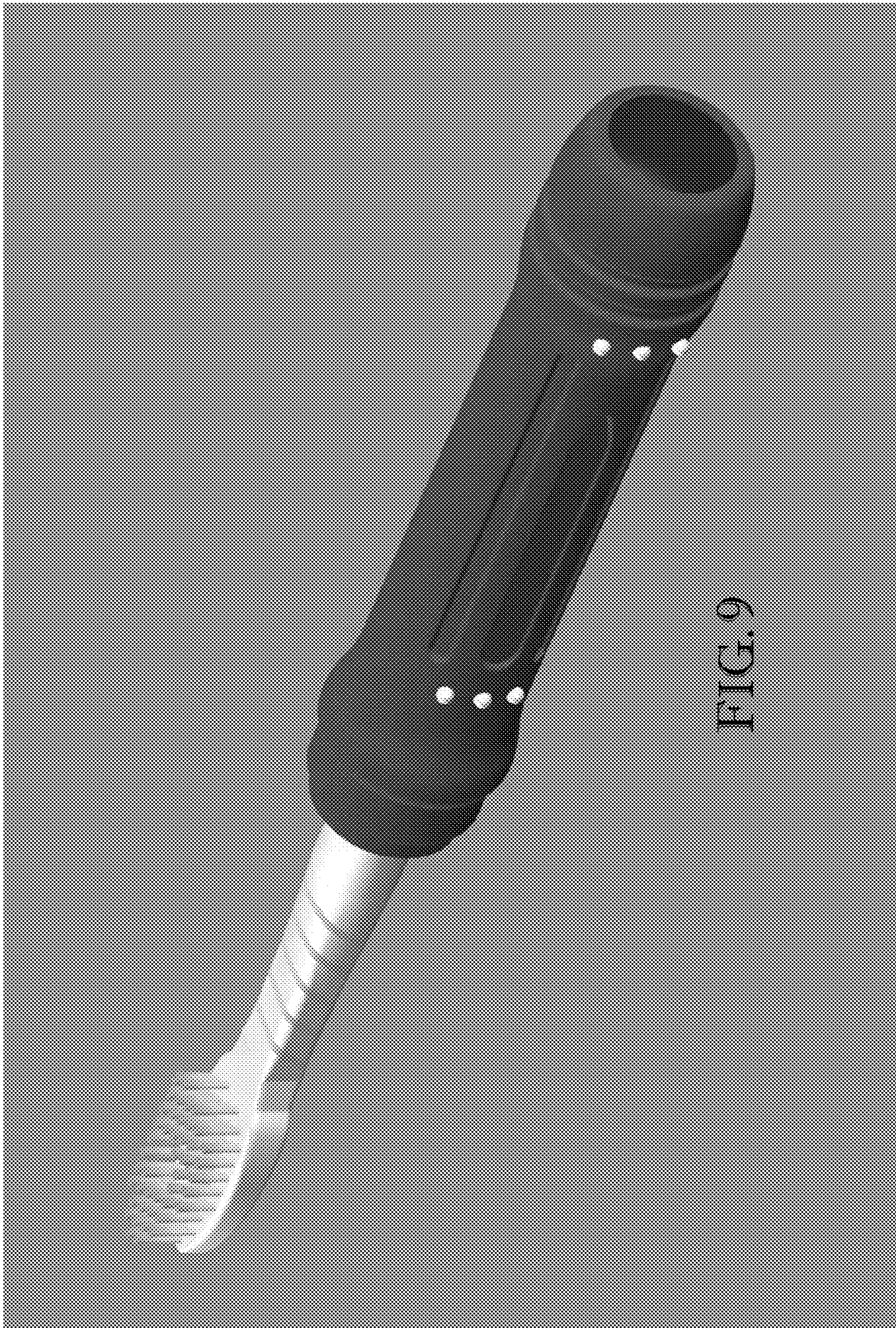
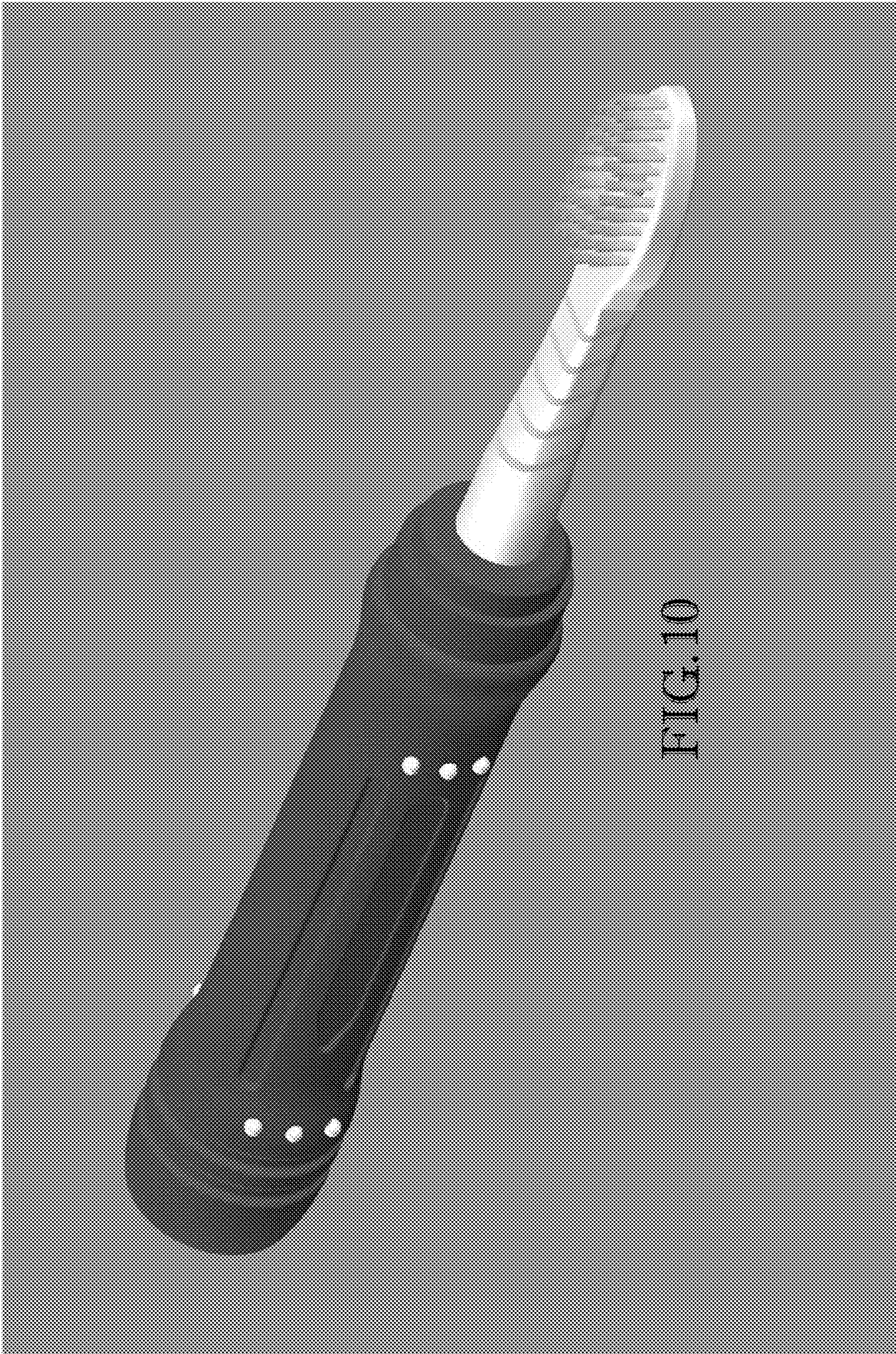



FIG. 9














FIG. 13




FIG. 14



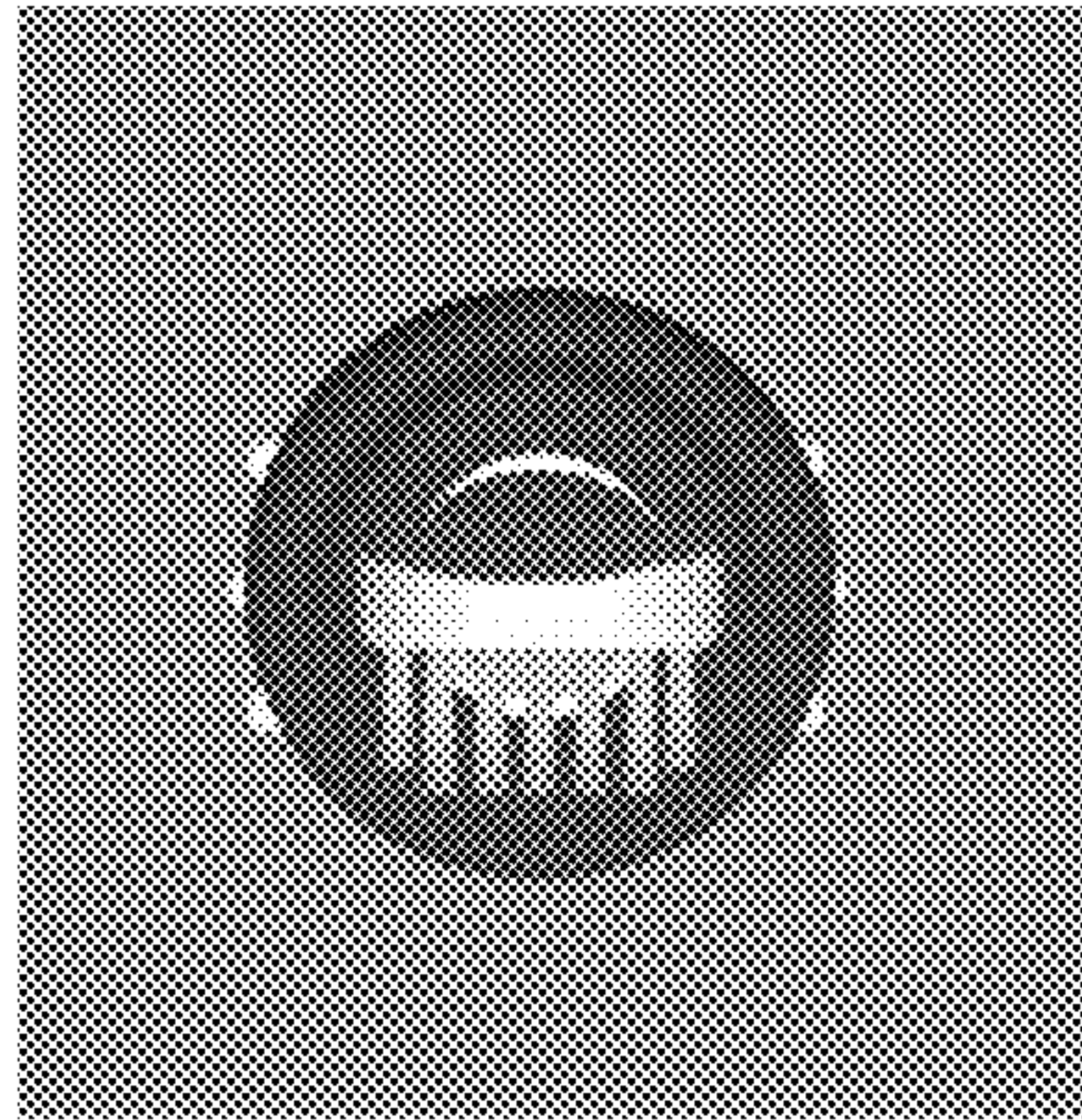


FIG. 15


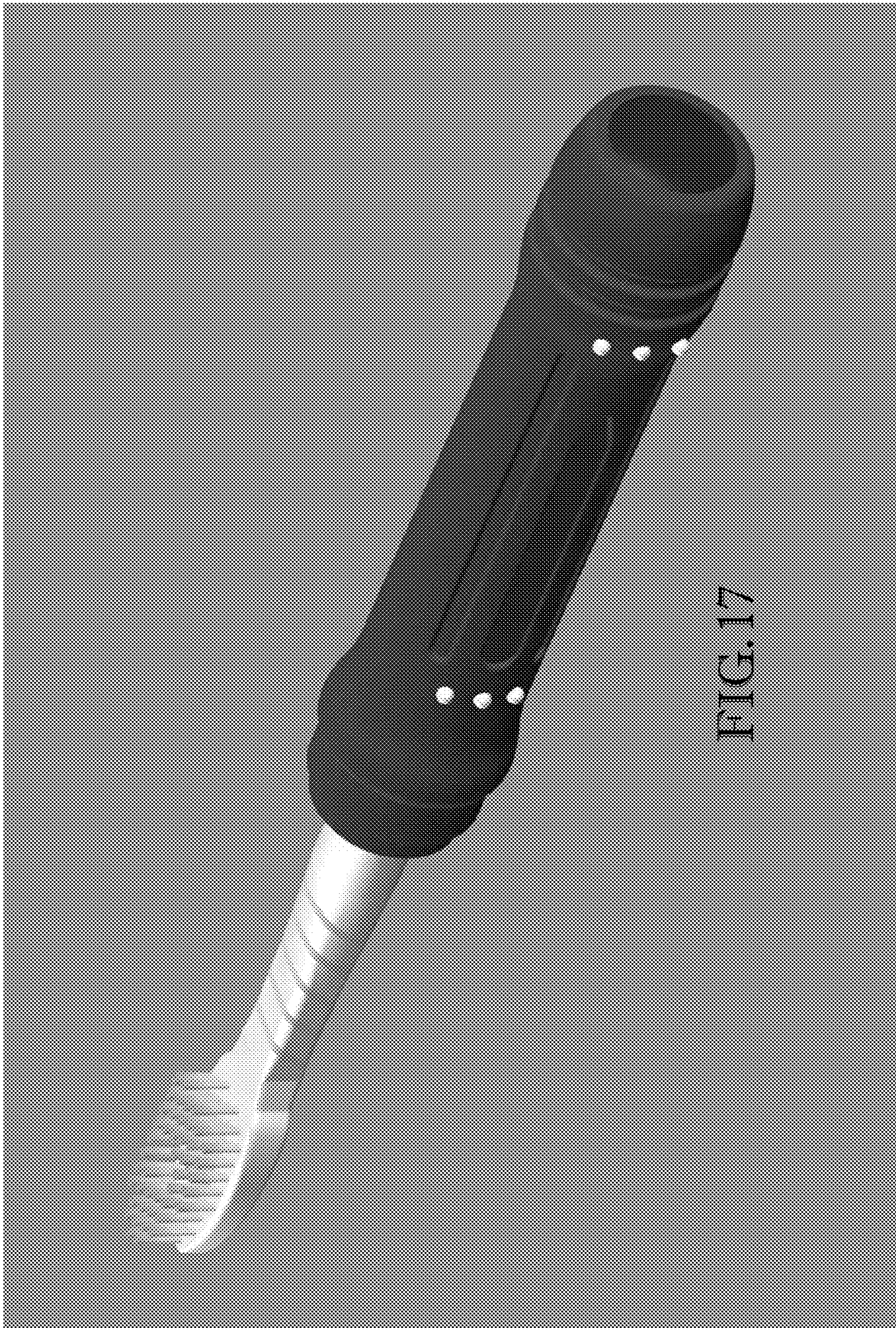



FIG. 16



















FIG. 21




FIG. 22



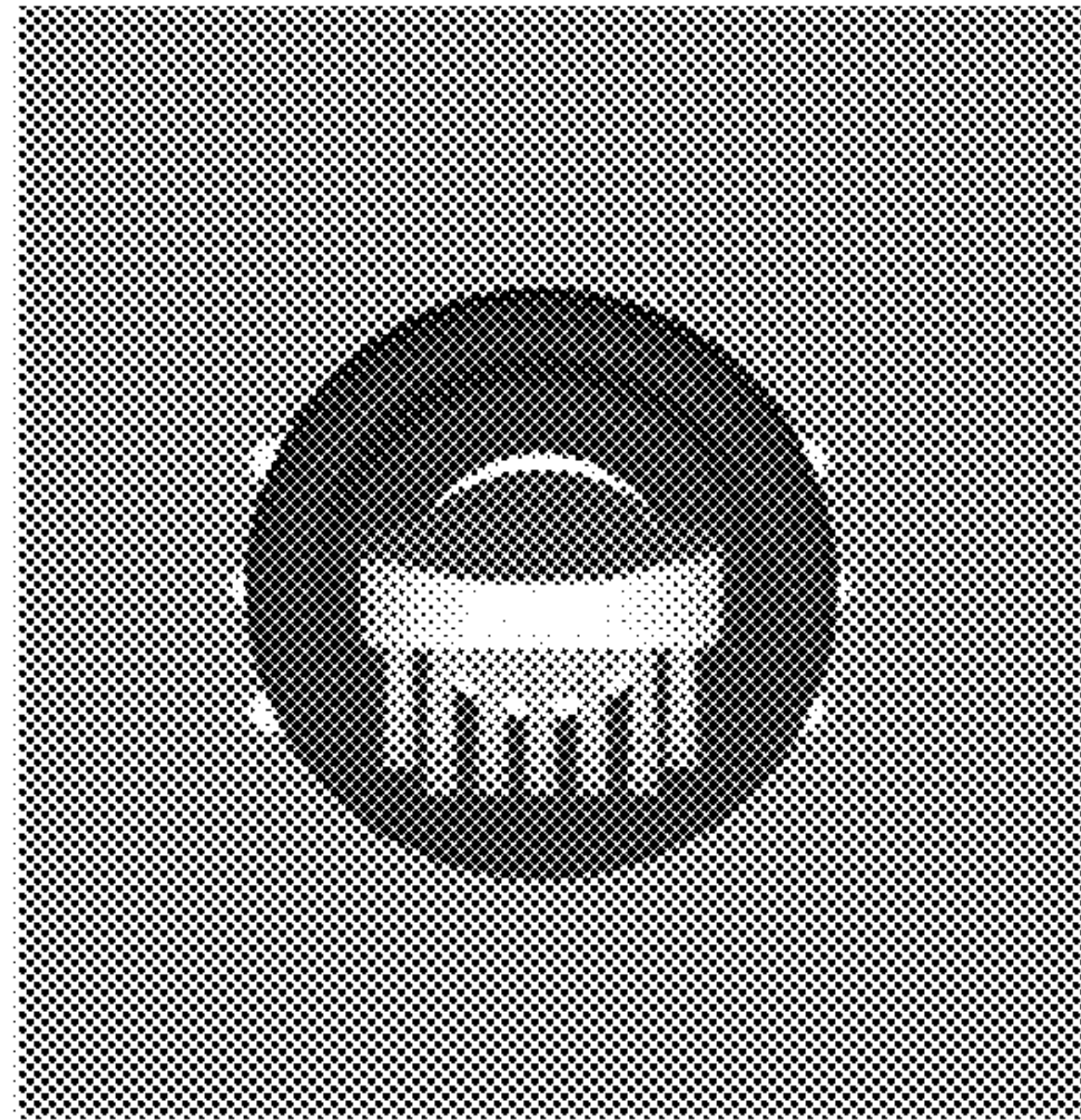


FIG. 23




FIG. 24



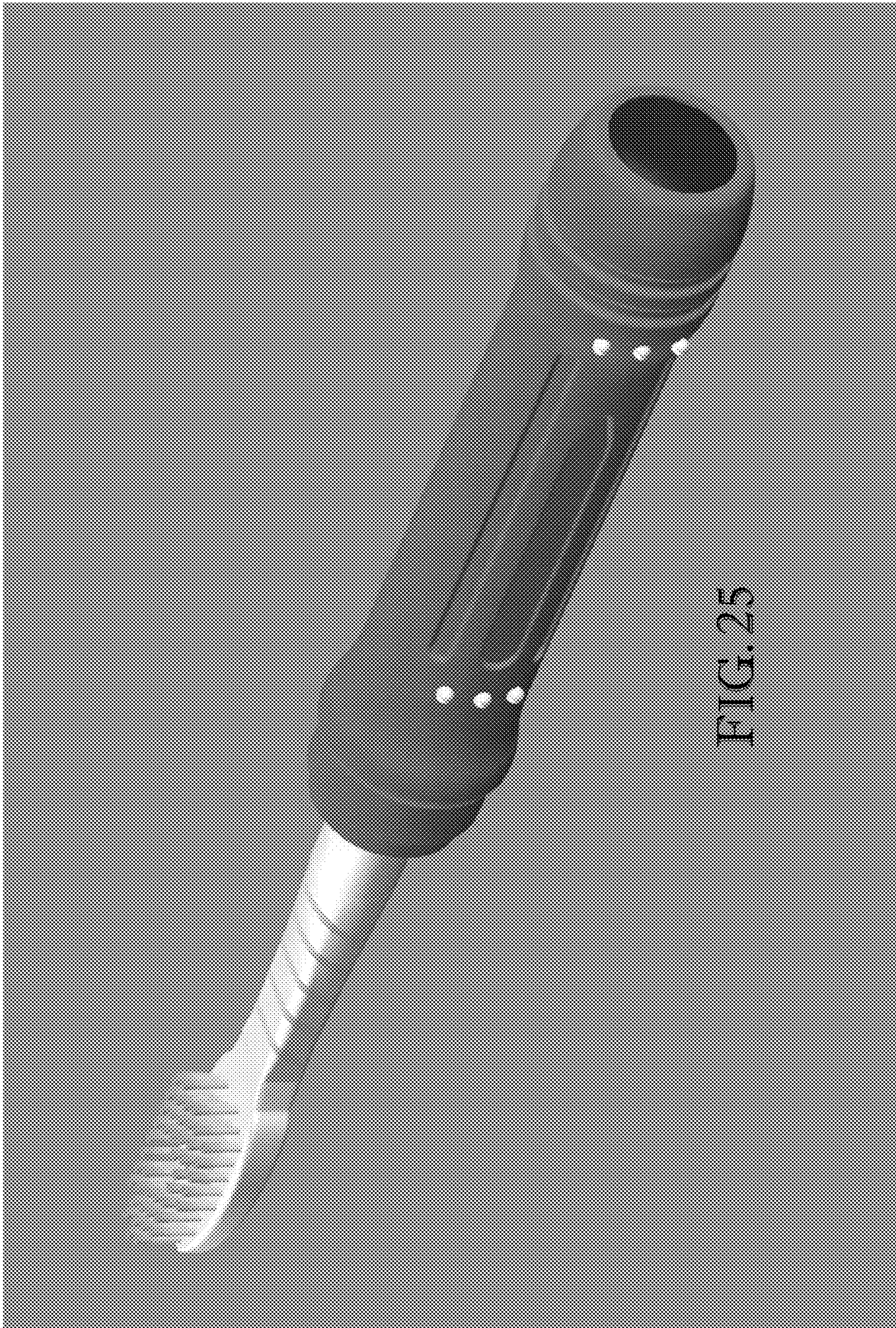
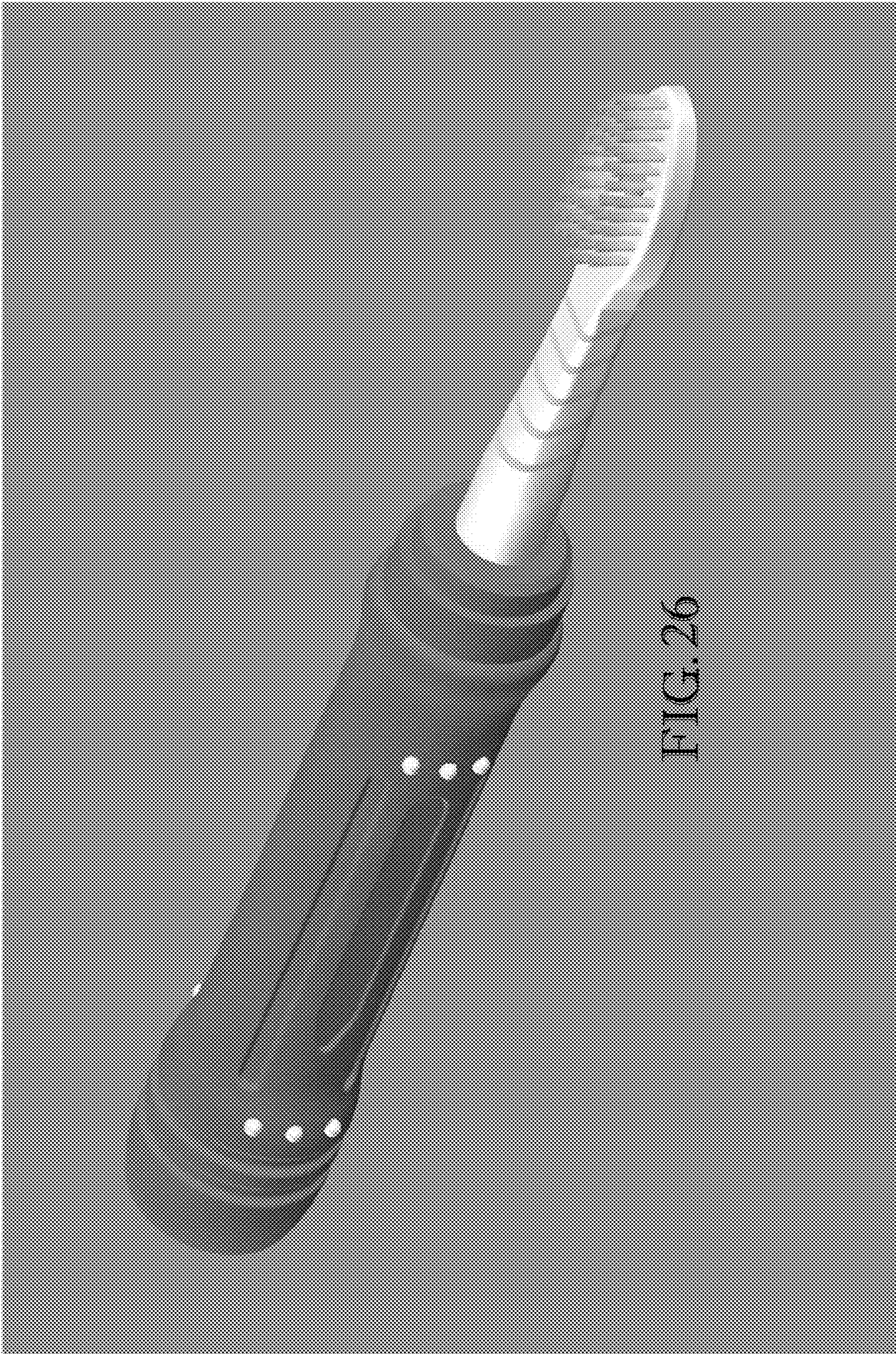


FIG. 25










FIG. 27



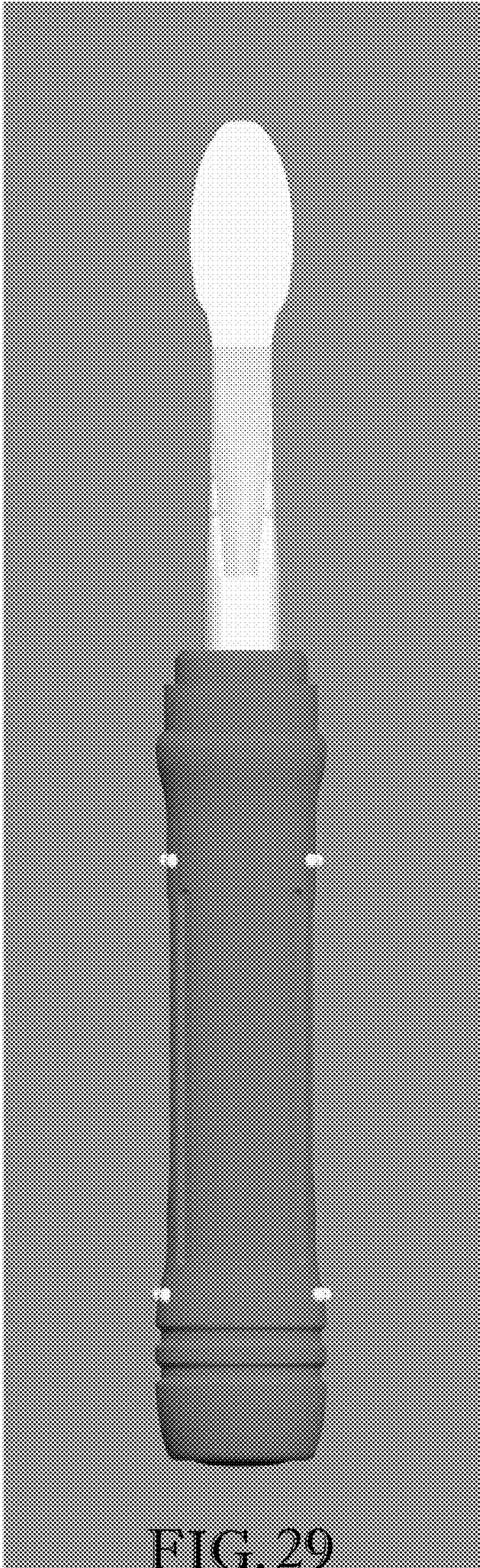


FIG. 28










FIG. 31


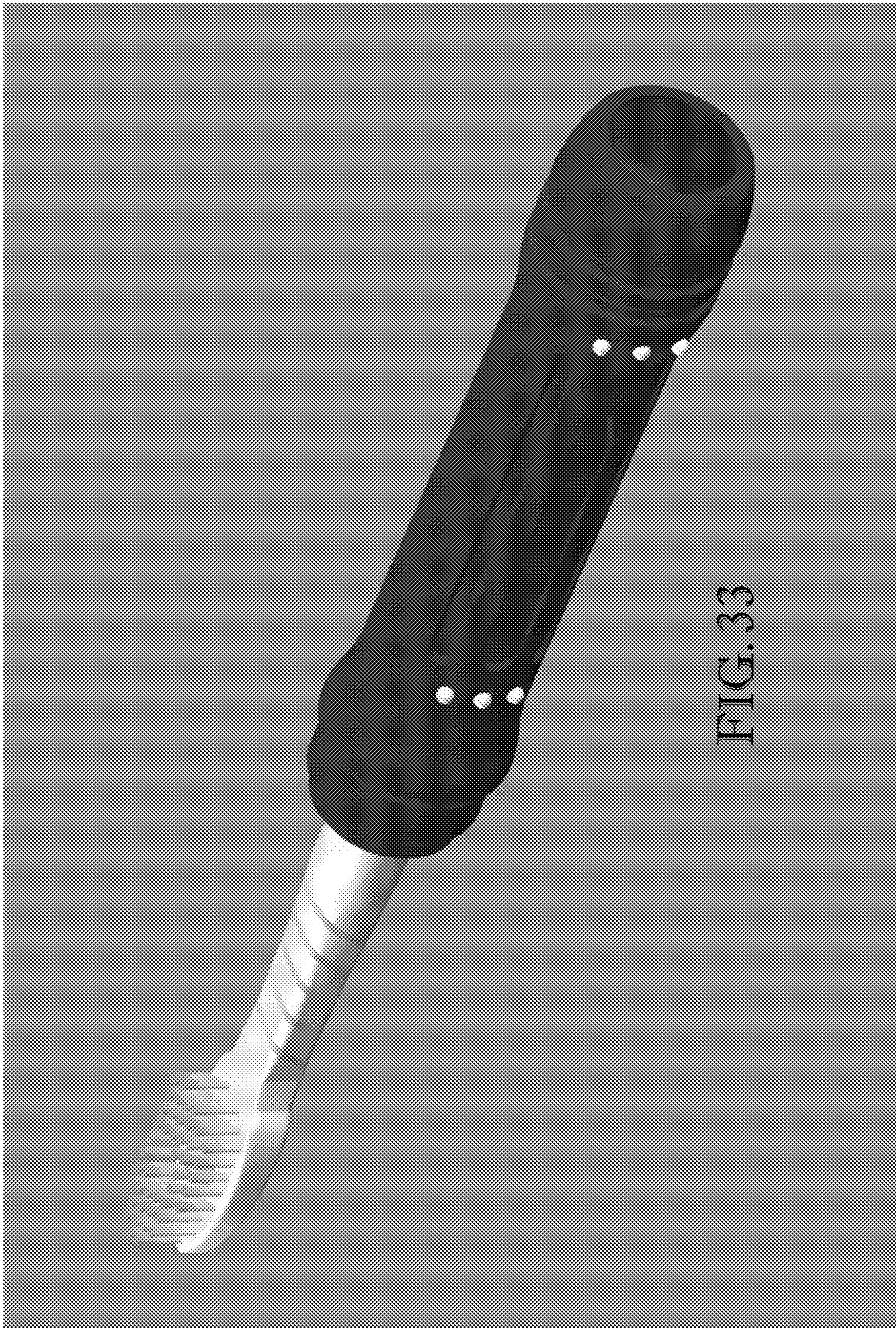



FIG. 32























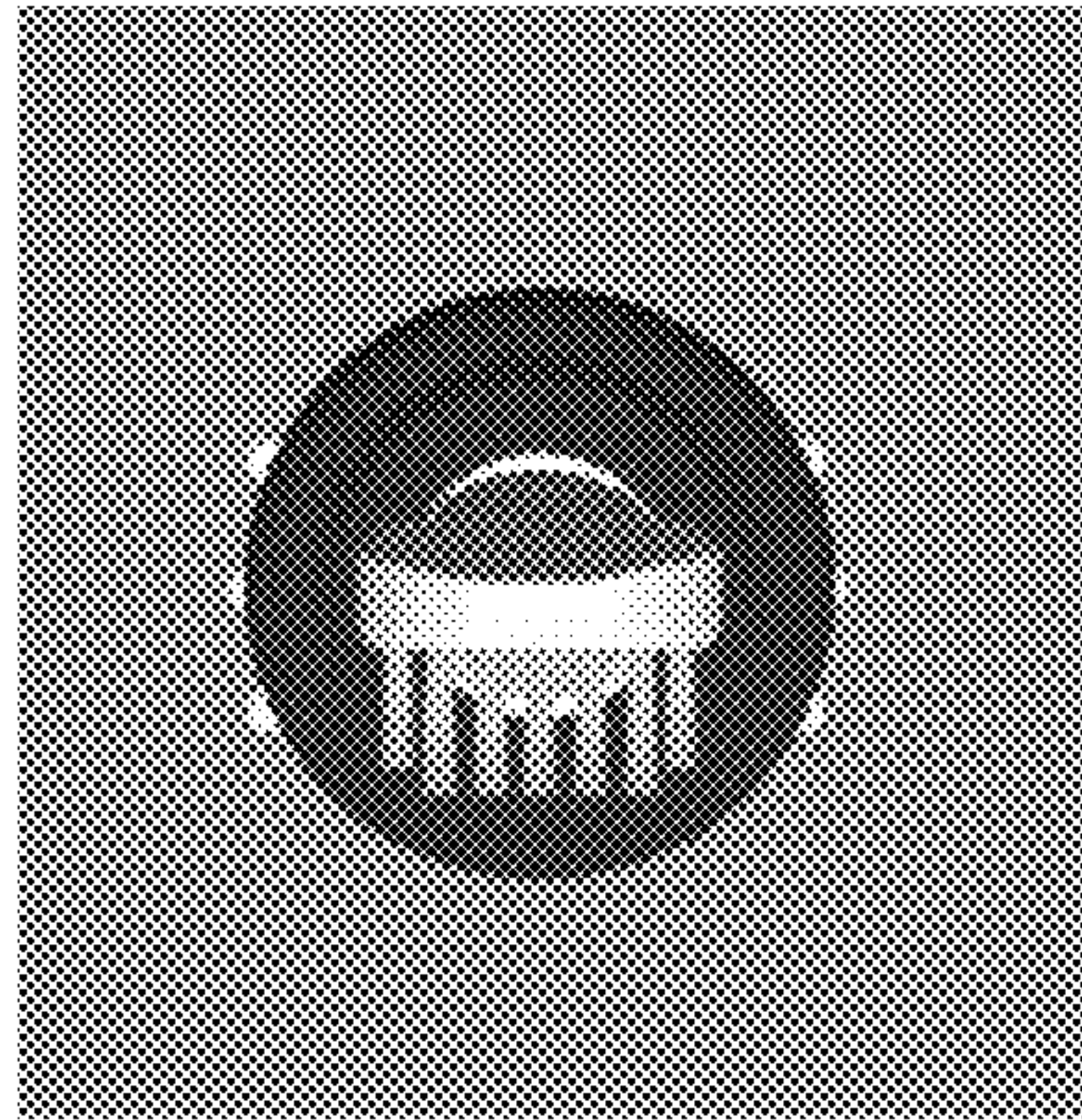


FIG. 39




FIG. 40



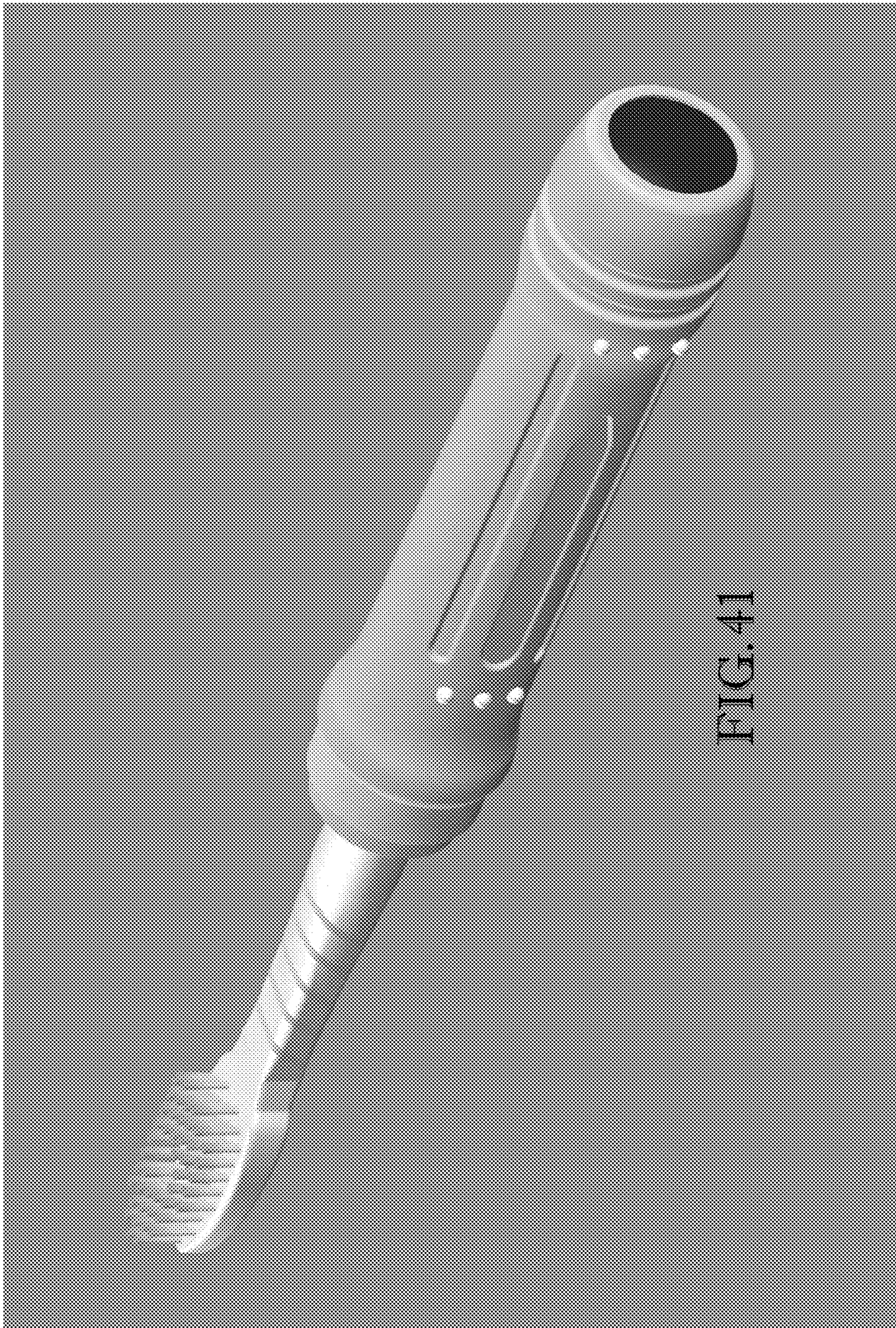


FIG. 41



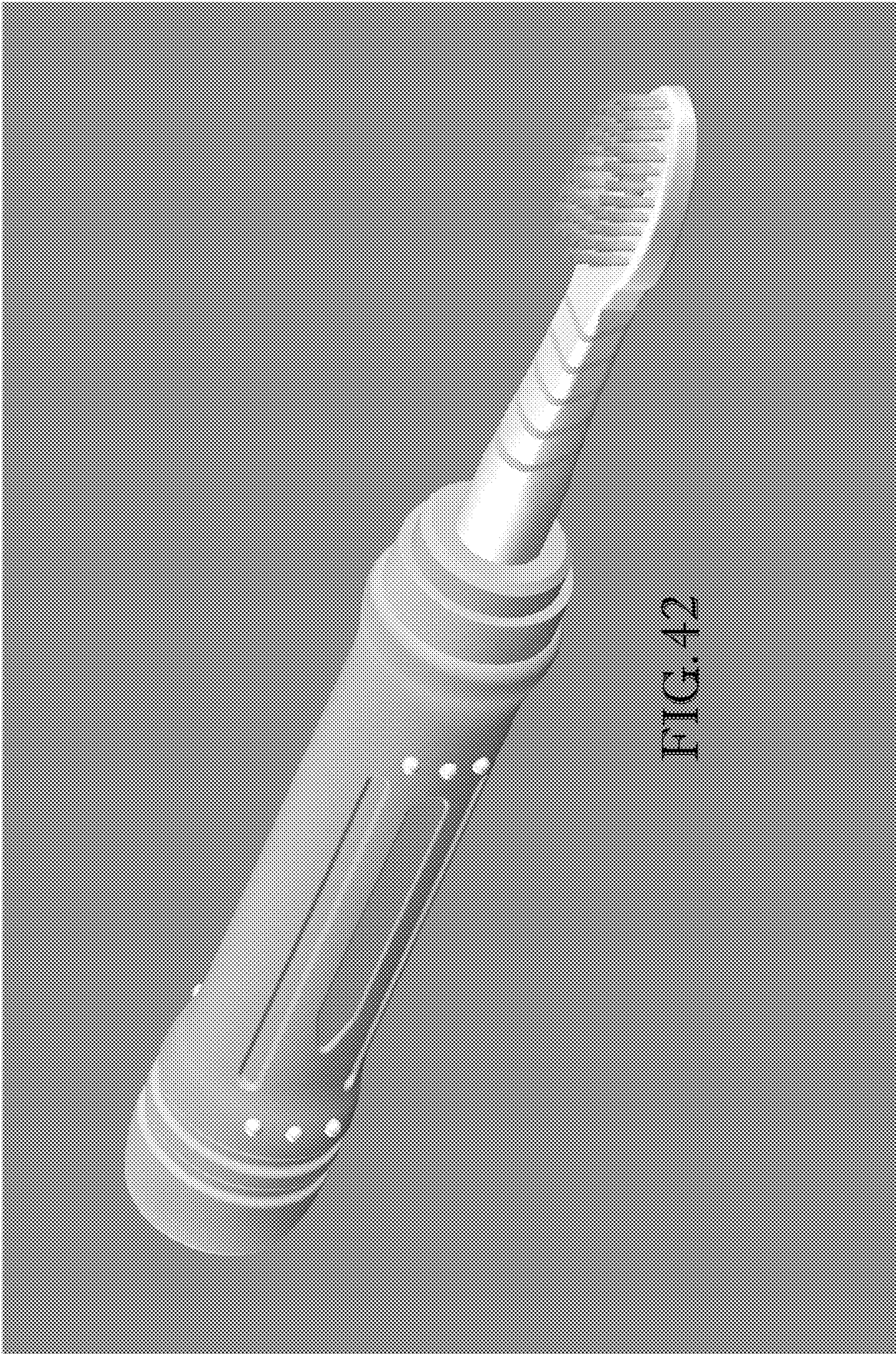


FIG. 42






FIG. 43




FIG. 44






FIG. 45




FIG. 46



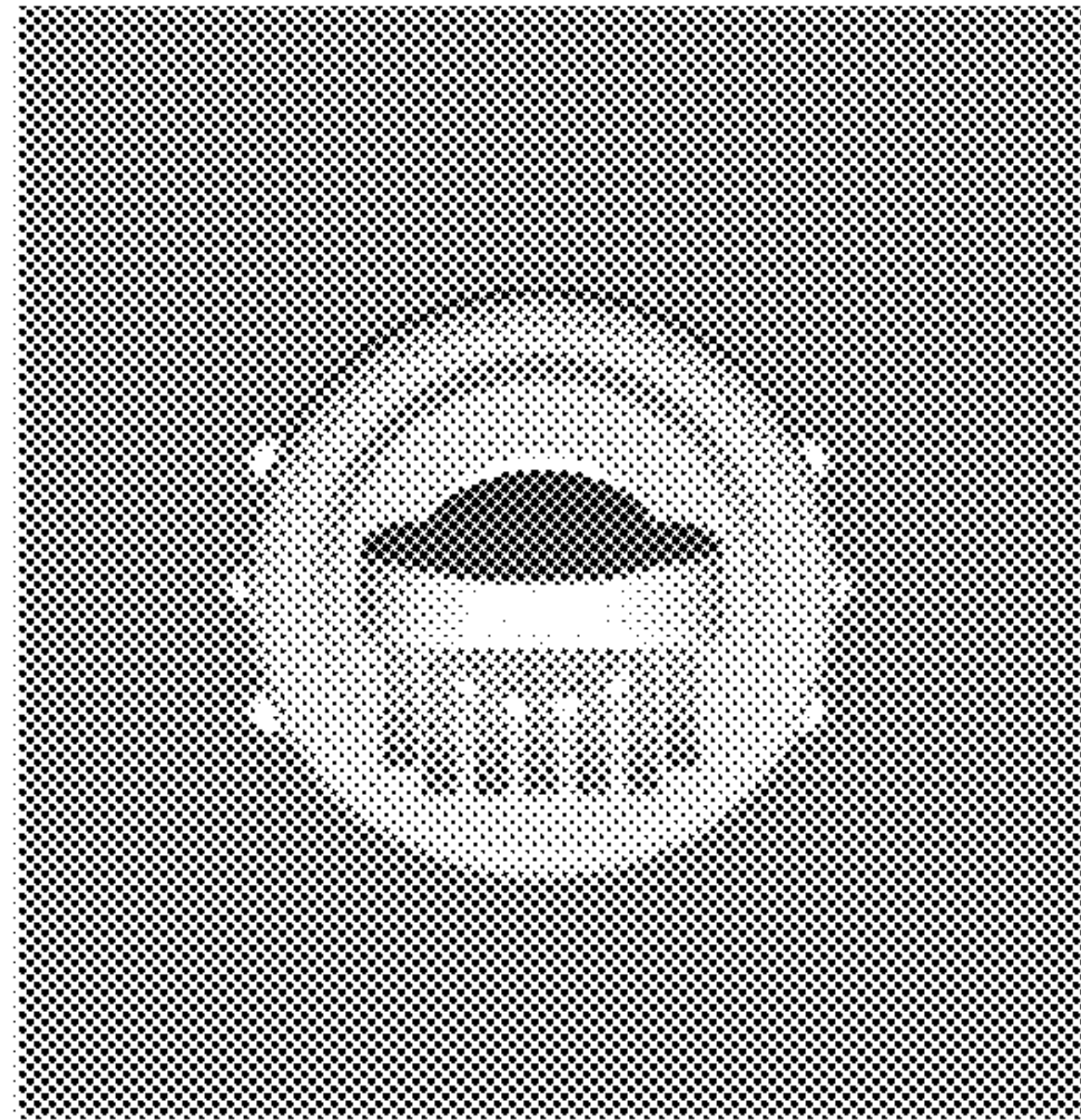


FIG. 47




FIG. 48



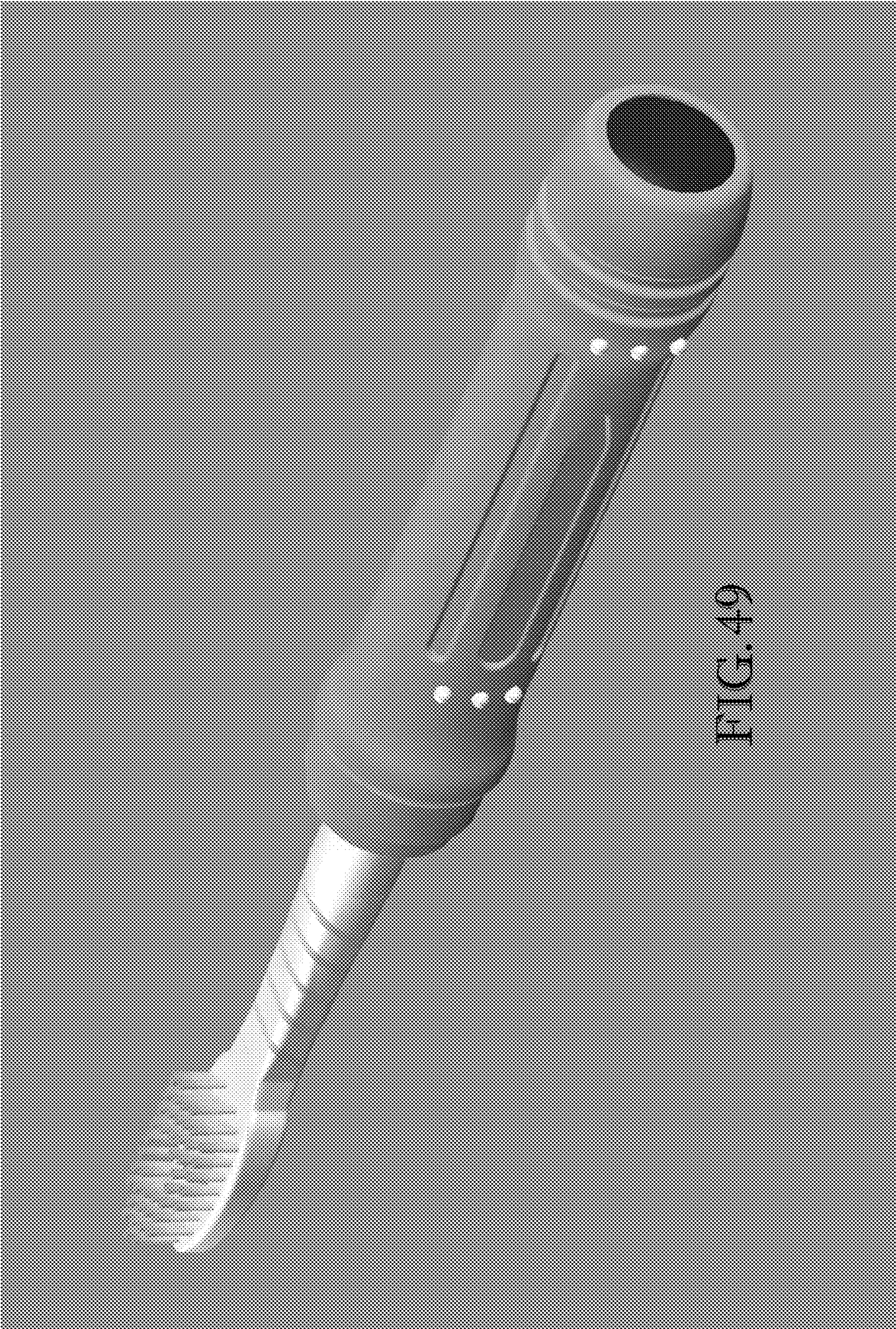


FIG. 49



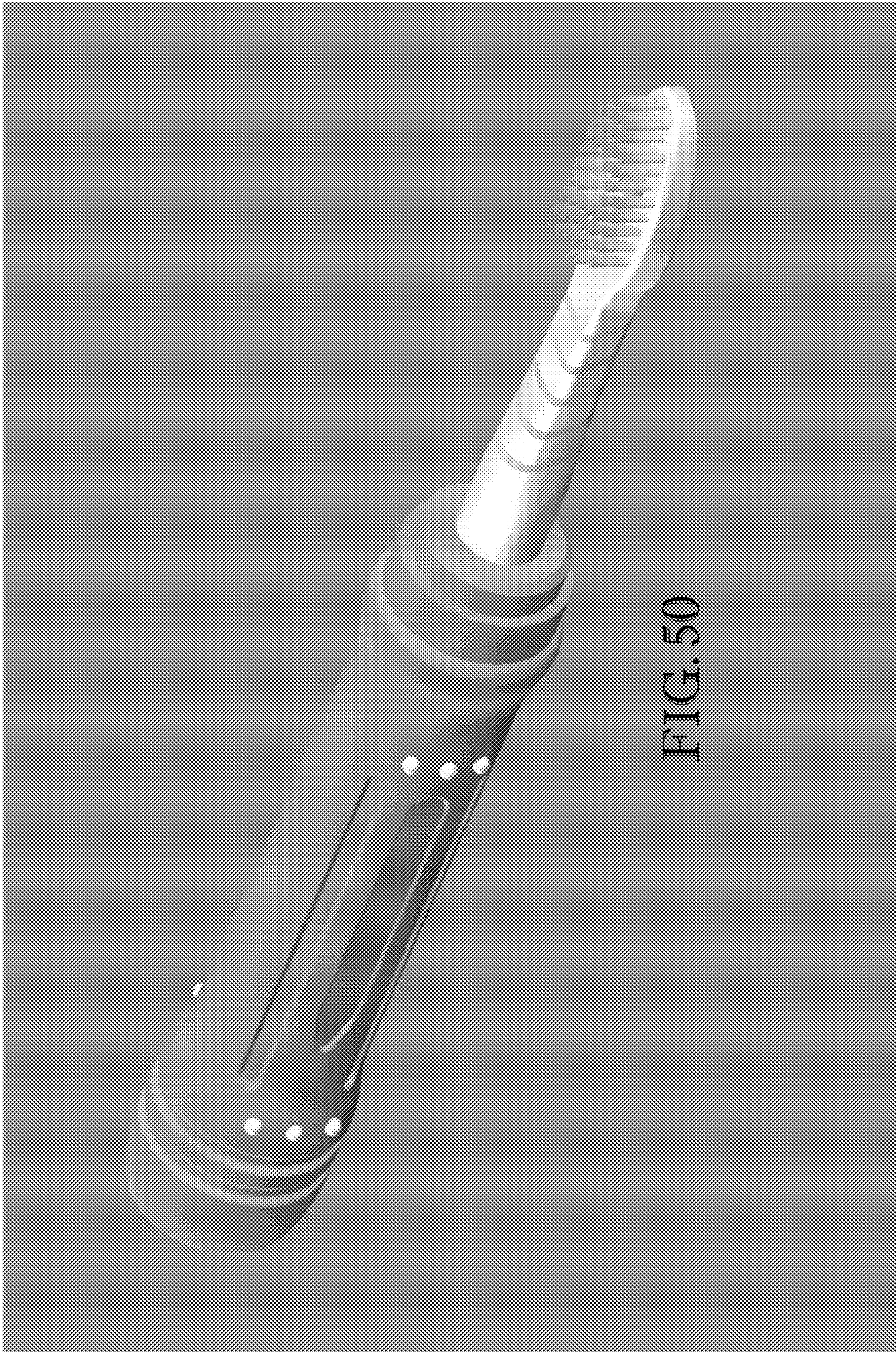




FIG. 50










FIG. 53




FIG. 54






FIG. 55




FIG. 56