



US00D882254S

(12) **United States Design Patent** (10) **Patent No.:** **US D882,254 S**
Monroe et al. (45) **Date of Patent:** **** Apr. 28, 2020**

(54) **UTILITY TOTE PANEL INSERT**

(71) Applicant: **Thirty-One Gifts LLC**, Columbus, OH (US)

(72) Inventors: **Cynthia M. Monroe**, New Albany, OH (US); **Elizabeth Ann Swartzel**, Columbus, OH (US)

(73) Assignee: **Thirty-One Gifts LLC**, Columbus, OH (US)

(**) Term: **15 Years**

(21) Appl. No.: **29/672,708**

(22) Filed: **Dec. 7, 2018**

Related U.S. Application Data

(60) Division of application No. 29/564,814, filed on May 16, 2016, which is a division of application No. (Continued)

(51) **LOC (12) Cl.** **03-01**

(52) **U.S. Cl.**
USPC **D3/232**

(58) **Field of Classification Search**
USPC D3/232, 233, 240–243, 245–246, 303, D3/310, 315, 318, 319, 900; 150/100, (Continued)

(56) **References Cited**

U.S. PATENT DOCUMENTS

954,840 A 4/1910 Wiedemann
1,559,046 A 10/1925 McLeran
(Continued)

Primary Examiner — Derrick E Holland

Assistant Examiner — Jennifer O King

(74) *Attorney, Agent, or Firm* — Porter, Wright, Morris & Arthur, LLP

(57) **CLAIM**

The ornamental design for a utility tote panel insert, as shown and described.

DESCRIPTION

FIG. 1 is a rear view of a utility tote panel insert according to a first embodiment of our new design, wherein the utility tote panel insert is in a folded configuration;

FIG. 2 is a front view thereof;

FIG. 3 is a top view thereof;

FIG. 4 is a bottom view thereof;

FIG. 5 is a left-side view thereof;

FIG. 6 is a right-side view thereof;

FIG. 7 is a top perspective view of the utility tote panel insert of FIGS. 1 to 6, but wherein the utility tote panel insert is in a flat or unfolded configuration;

FIG. 8 is a bottom perspective view thereof;

FIG. 9 is a top view thereof;

FIG. 10 is a bottom view thereof;

FIG. 11 is a rear view thereof;

FIG. 12 is a front view thereof;

FIG. 13 is a left-side view thereof, the right side view being a mirror image thereof.

FIG. 14 is a rear view of a utility tote panel insert according to a second embodiment of our new design, wherein the utility tote panel insert is in a folded configuration;

FIG. 15 is a front view thereof;

FIG. 16 is a top view thereof;

FIG. 17 is a bottom view thereof;

FIG. 18 is a left-side view thereof;

FIG. 19 is a right-side view thereof;

FIG. 20 is a top perspective view of the utility tote panel insert of FIGS. 14 to 19, but wherein the utility tote panel insert is in a flat or unfolded configuration;

FIG. 21 is a bottom perspective view thereof;

FIG. 22 is a top view thereof;

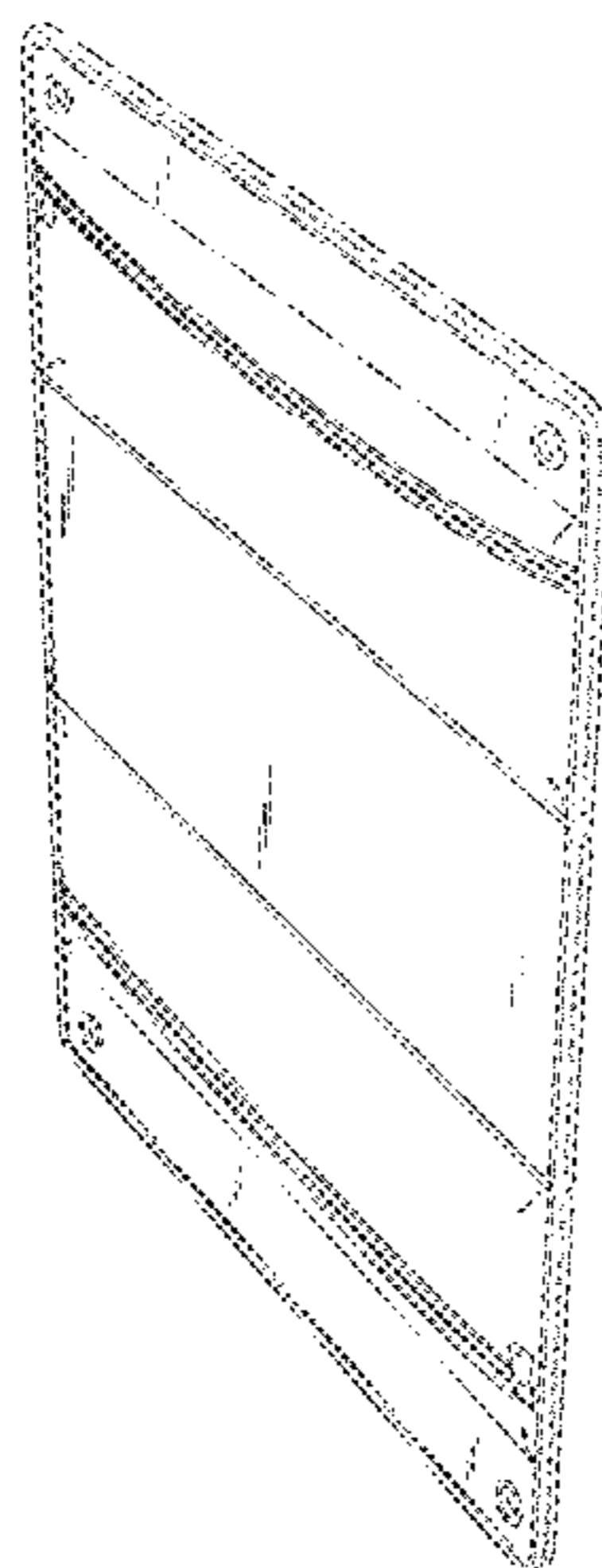
FIG. 23 is a bottom view thereof;

FIG. 24 is a rear view thereof;

FIG. 25 is a front view thereof; and,

FIG. 26 is a left-side view thereof, the right side view being a mirror image thereof.

(Continued)



The broken lines in the figures indicate stitching and form a part of the claimed design.

1 Claim, 14 Drawing Sheets

Related U.S. Application Data

29/495,009, filed on Jun. 26, 2014, now Pat. No. Des. 759,372, which is a continuation-in-part of application No. 29/493,802, filed on Jun. 13, 2014, now Pat. No. Des. 752,861.

(58) **Field of Classification Search**

USPC 150/103–110, 113–114, 117–119;
D7/605, 607; 383/39, 106, 38; 190/107,
190/901; D6/315
CPC A45C 1/024; A45C 3/06; A45C 13/02;
A45C 7/0054

See application file for complete search history.

(56) **References Cited**

U.S. PATENT DOCUMENTS

1,684,232 A 9/1928 Levit
2,507,842 A 5/1950 Waddill
2,679,877 A 6/1954 Leggett
2,697,465 A 12/1954 Johnson
3,041,638 A 7/1962 Lo Vico
3,533,459 A 10/1970 Ody
3,550,663 A 12/1970 Johnston
3,777,862 A 12/1973 Zipper
3,994,372 A 11/1976 Geller
4,101,994 A 7/1978 Hoyt
D252,596 S 8/1979 Adler
4,188,988 A 2/1980 Agyagos
4,535,878 A 8/1985 Grehl
4,716,947 A 1/1988 Haddock
D328,522 S 8/1992 Buck
D334,661 S 4/1993 Kohn
D347,115 S 5/1994 Breedlove
D354,399 S 1/1995 Tucker
D388,250 S 12/1997 Robinson et al.
5,692,604 A 12/1997 Houk
5,779,033 A 7/1998 Roegner
D397,871 S 9/1998 Bellechilli
D408,146 S 4/1999 Briganti
5,911,463 A 6/1999 Fesko
5,918,711 A 7/1999 Godshaw
D420,510 S 2/2000 Rotan
D422,411 S 4/2000 Martin
6,129,210 A 10/2000 Rustemeyer

6,296,094 B1 10/2001 Knecht
6,341,894 B1 1/2002 Quinines
D456,517 S 4/2002 Kraska
D460,622 S 7/2002 Wong
D476,150 S 6/2003 Stulman
D491,354 S 6/2004 Chapelier
6,874,624 B2 4/2005 Redzisz
6,948,599 B2 9/2005 Rodrigue et al.
6,994,050 B2 2/2006 Johnson et al.
7,028,870 B2 4/2006 Valdez-Campbell
D535,820 S 1/2007 Kamiya
D569,610 S 5/2008 Wang
D572,006 S 7/2008 Preston et al.
D572,472 S 7/2008 Saconay-Duhart
D587,010 S 2/2009 Deck
7,543,701 B2 6/2009 Suda
D596,396 S 7/2009 McCoy
D593,752 S 9/2009 da Natale
D600,918 S 9/2009 Carlevale
D603,606 S 11/2009 Wang
D609,473 S * 2/2010 Boonma D3/318
D630,013 S 1/2011 Yu
D630,844 S 1/2011 Wang
7,896,152 B1 3/2011 Bruhl
D637,809 S 5/2011 Meldeau
D641,549 S 7/2011 Caldwell
8,225,829 B2 * 7/2012 Melamed A45C 1/024
150/113
D669,683 S 10/2012 Caperon
8,312,568 B2 11/2012 Marois
D679,091 S 4/2013 Zidlick
D683,137 S 5/2013 Davis
D688,449 S 8/2013 Schinasi
D702,043 S 4/2014 Johnson et al.
D711,096 S 8/2014 Hanna
D713,644 S 9/2014 Johnson et al.
D717,040 S 11/2014 Swartzel
D720,537 S 1/2015 Jones
D723,278 S 3/2015 Van Migern
D732,294 S 6/2015 Hu
D732,829 S 6/2015 Johnson et al.
D733,342 S 7/2015 Johnson et al.
D736,521 S 8/2015 Tarter
D744,235 S 12/2015 Eskandry
D768,989 S * 10/2016 Johnson D3/319
9,565,914 B1 * 2/2017 Marraccini A45C 13/02
D784,020 S * 4/2017 Kutting A45C 13/02
D3/319
D785,335 S * 5/2017 Halliday D3/319
D792,090 S * 7/2017 Chandra D3/232
D798,055 S * 9/2017 Duzoglou D3/303
D815,437 S * 4/2018 Wright D3/319
10,011,392 B2 * 7/2018 Viau A45C 13/02
2003/0164216 A1 9/2003 Starr
2013/0201666 A1 8/2013 Melamed

* cited by examiner

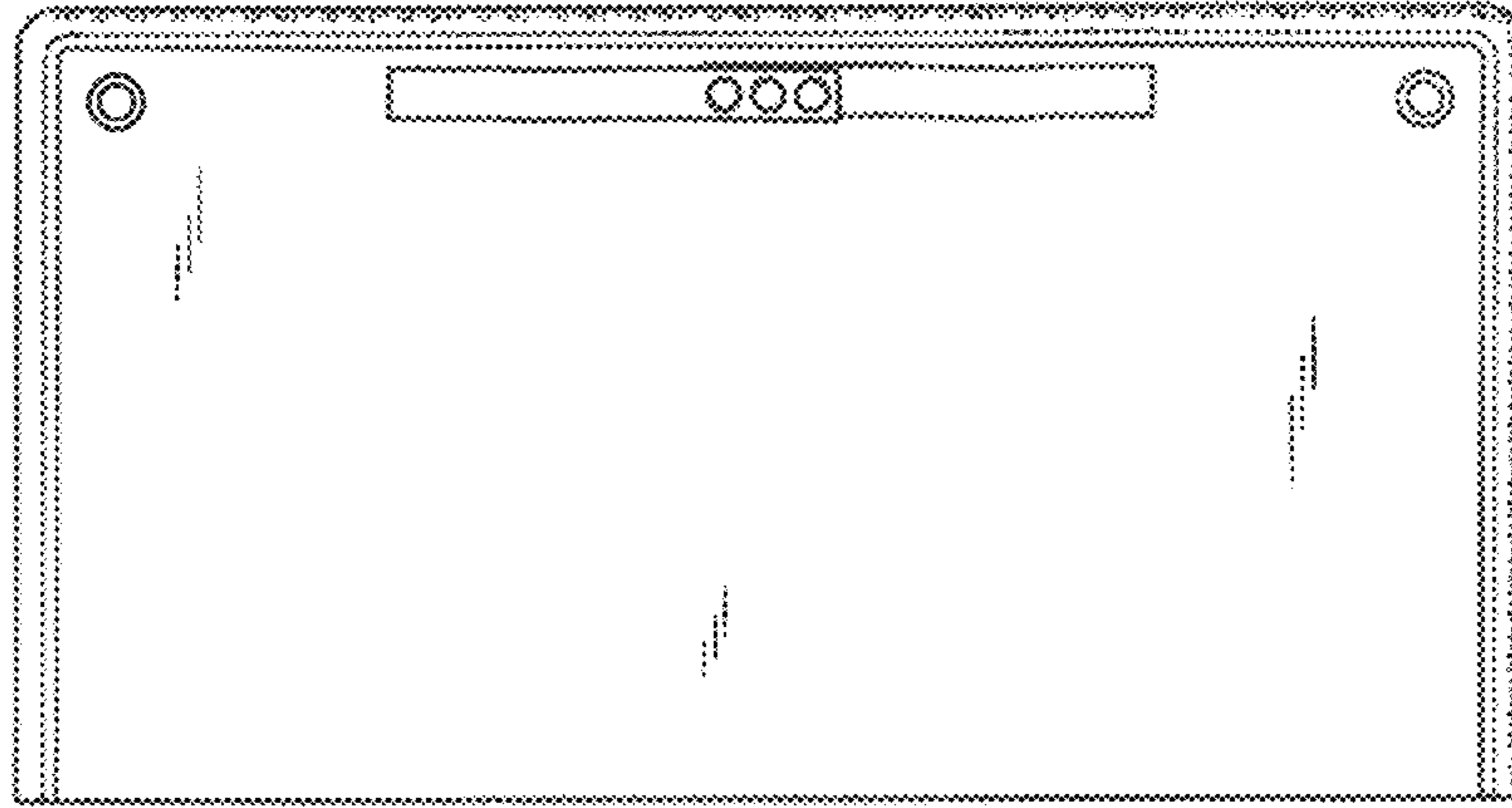


FIG. 1

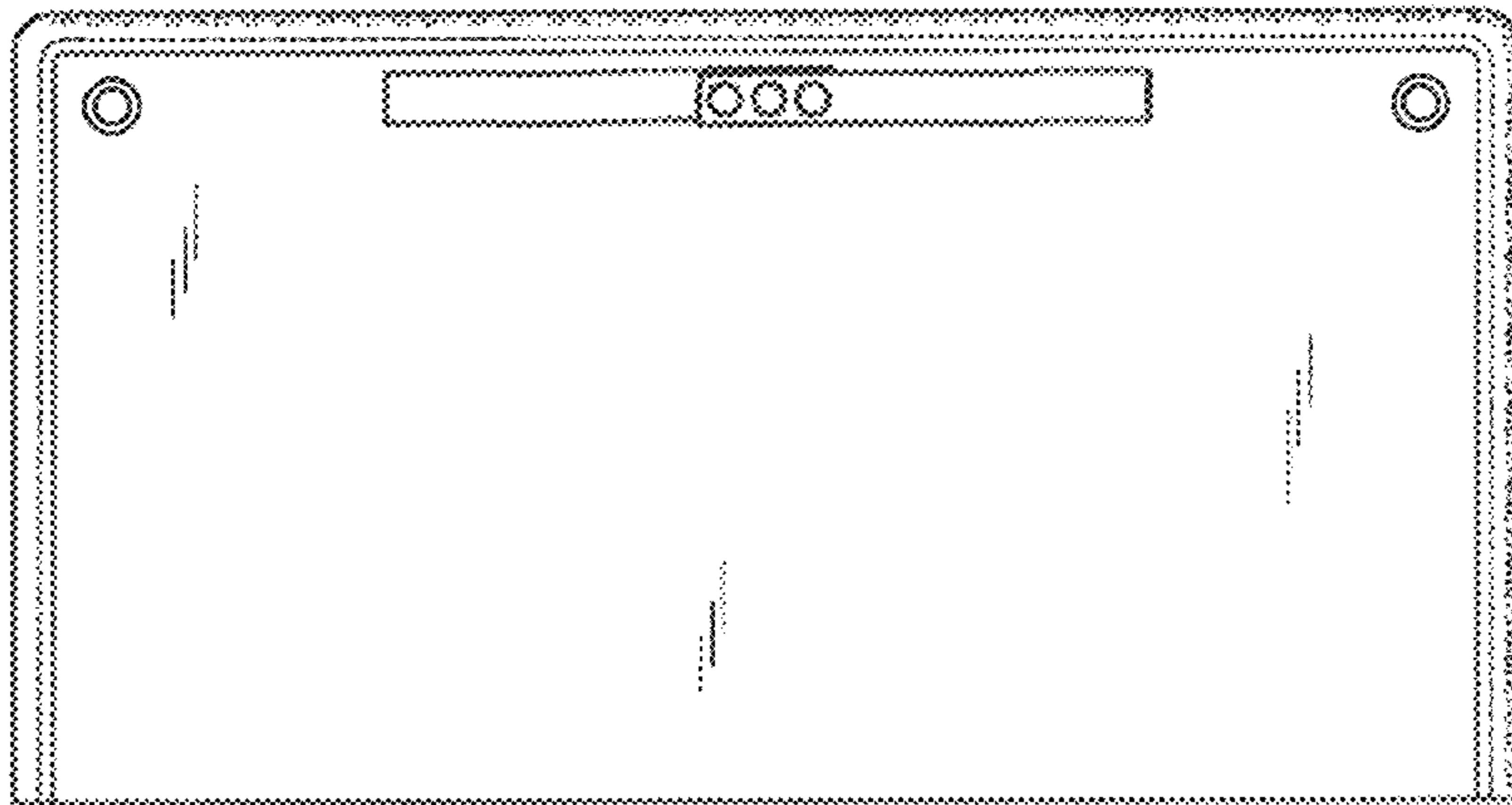


FIG. 2

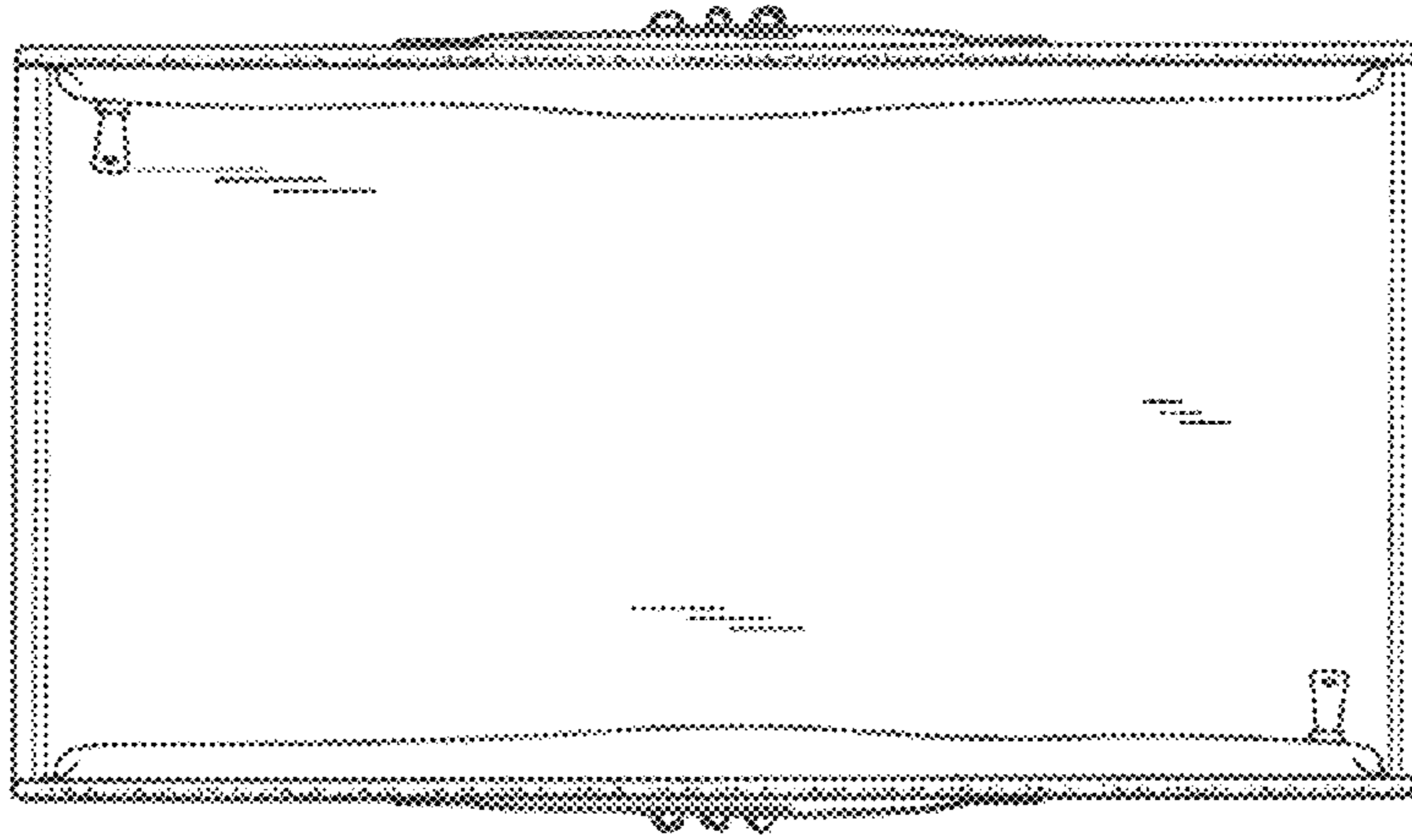


FIG. 3




FIG. 4

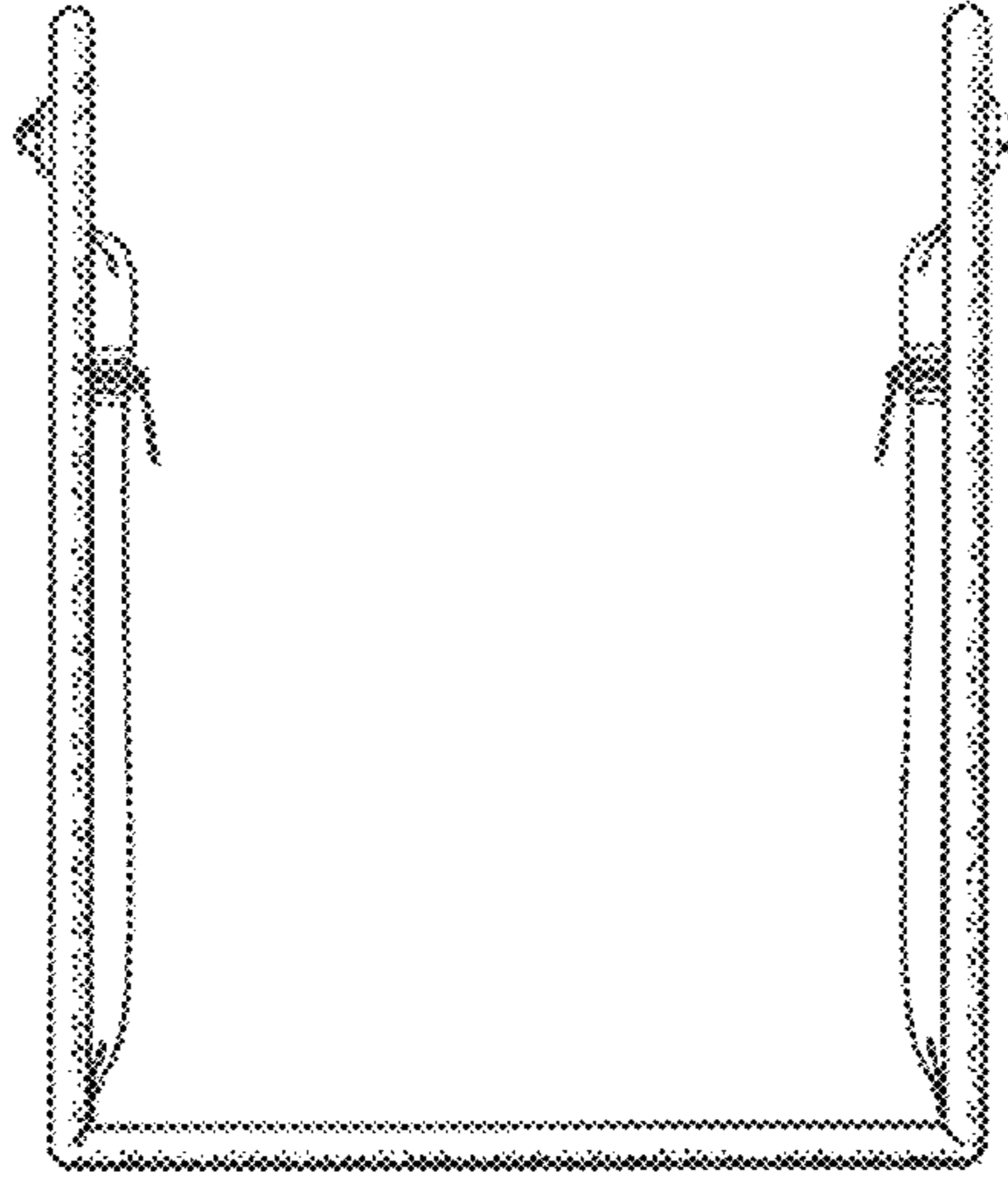


FIG. 5

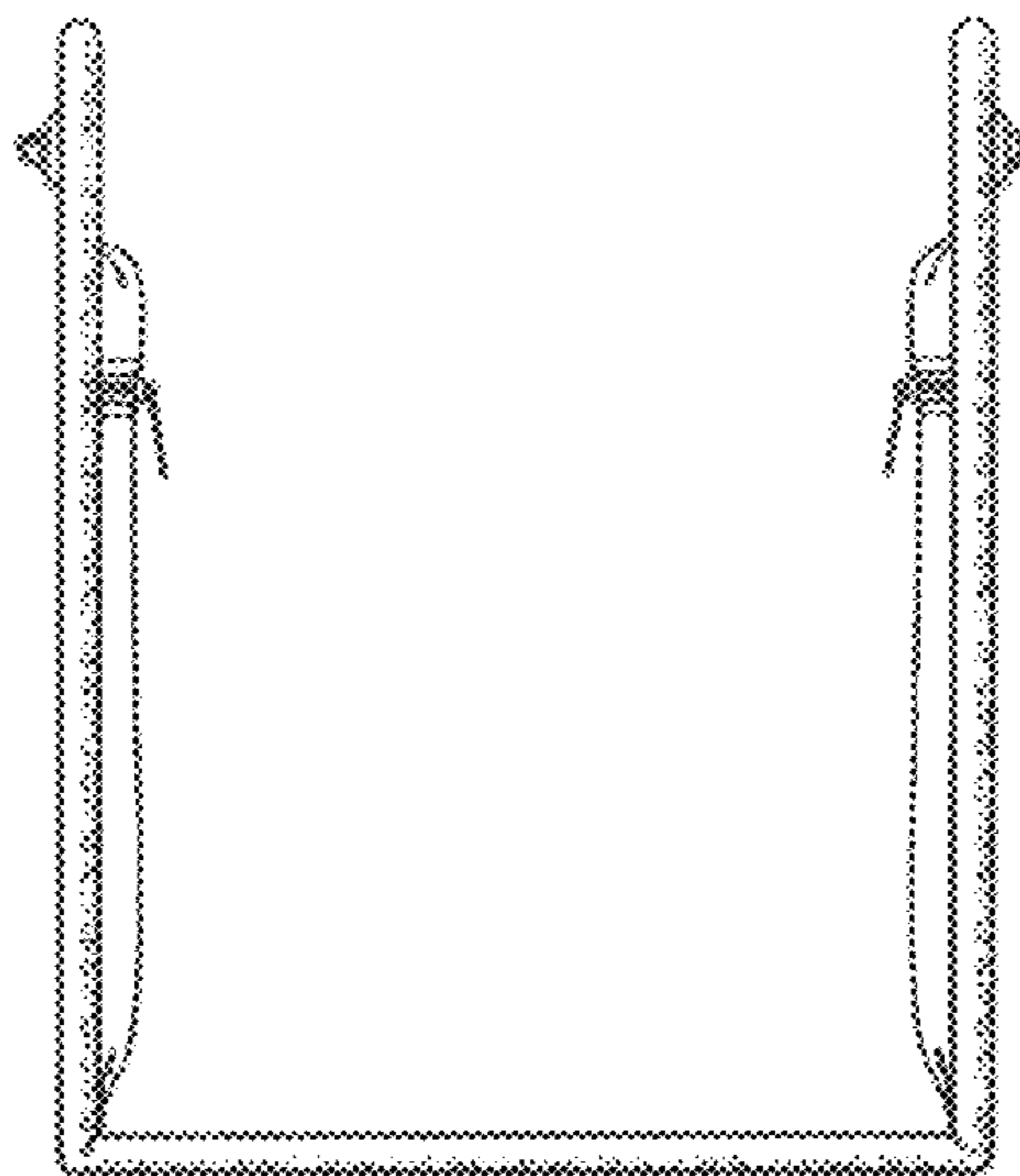


FIG. 6

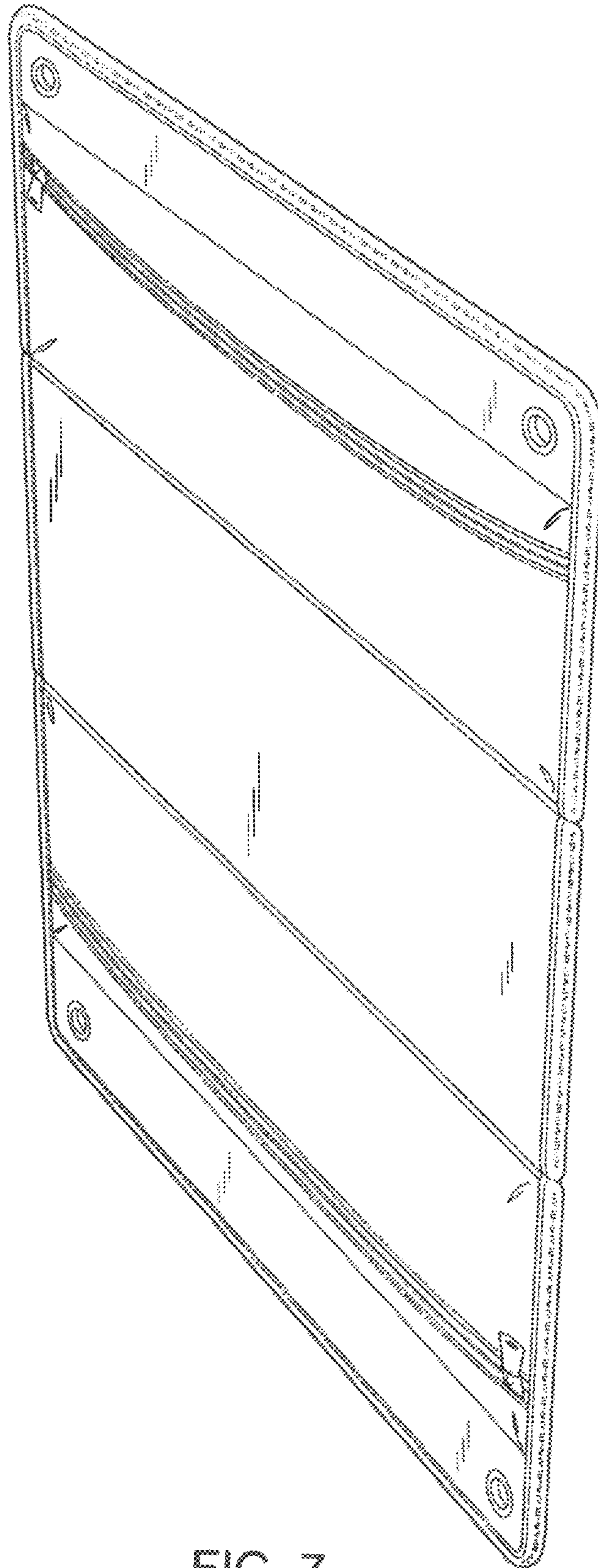


FIG. 7

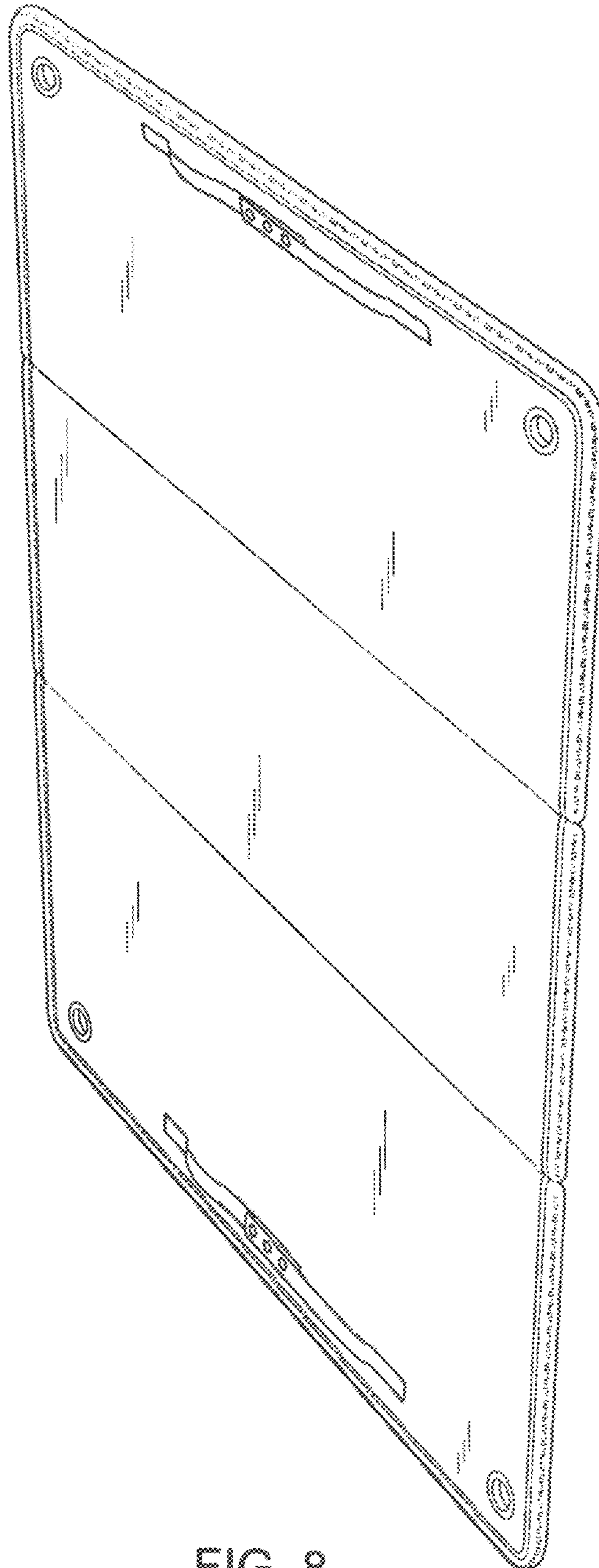


FIG. 8

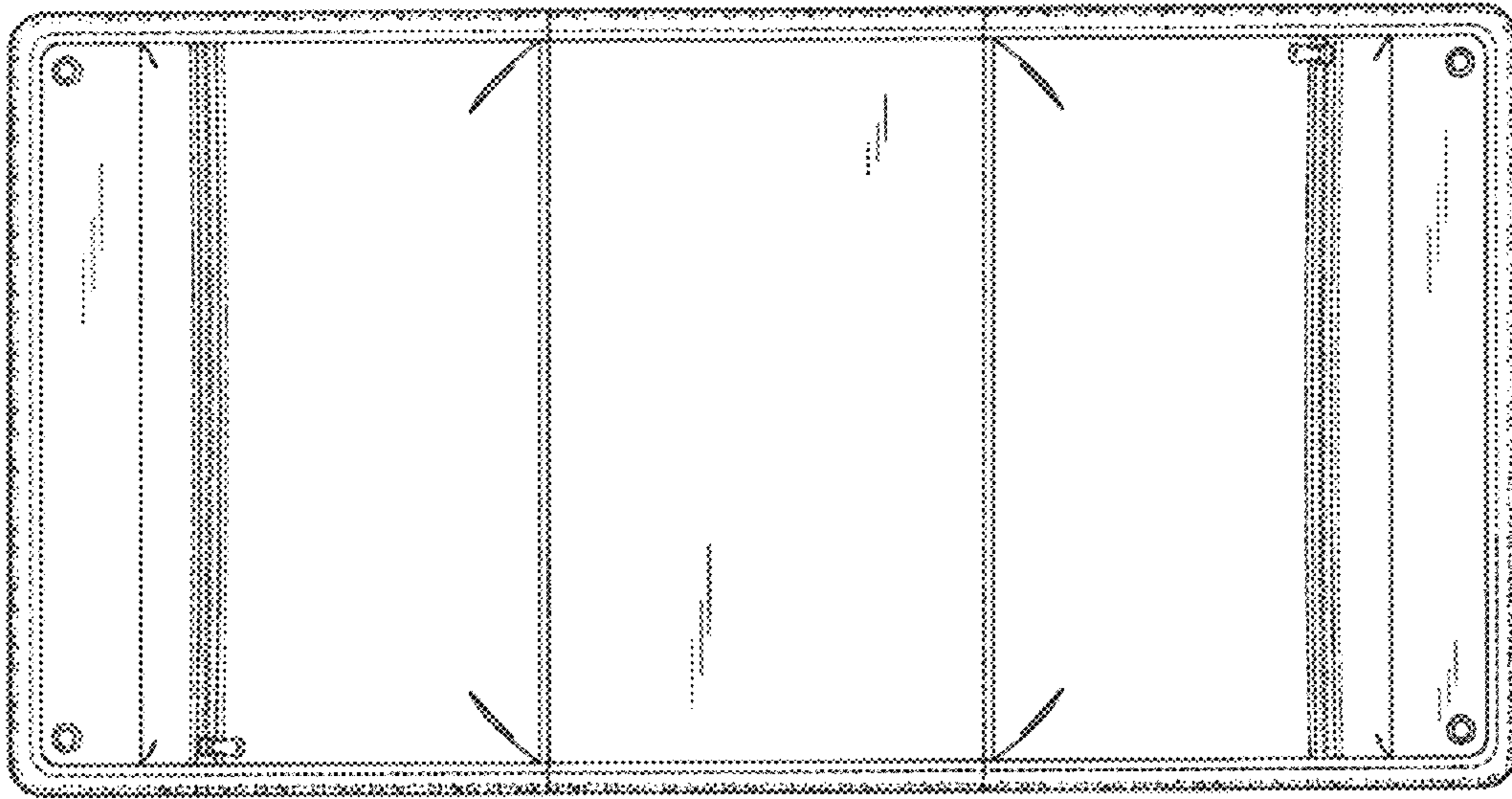


FIG. 9

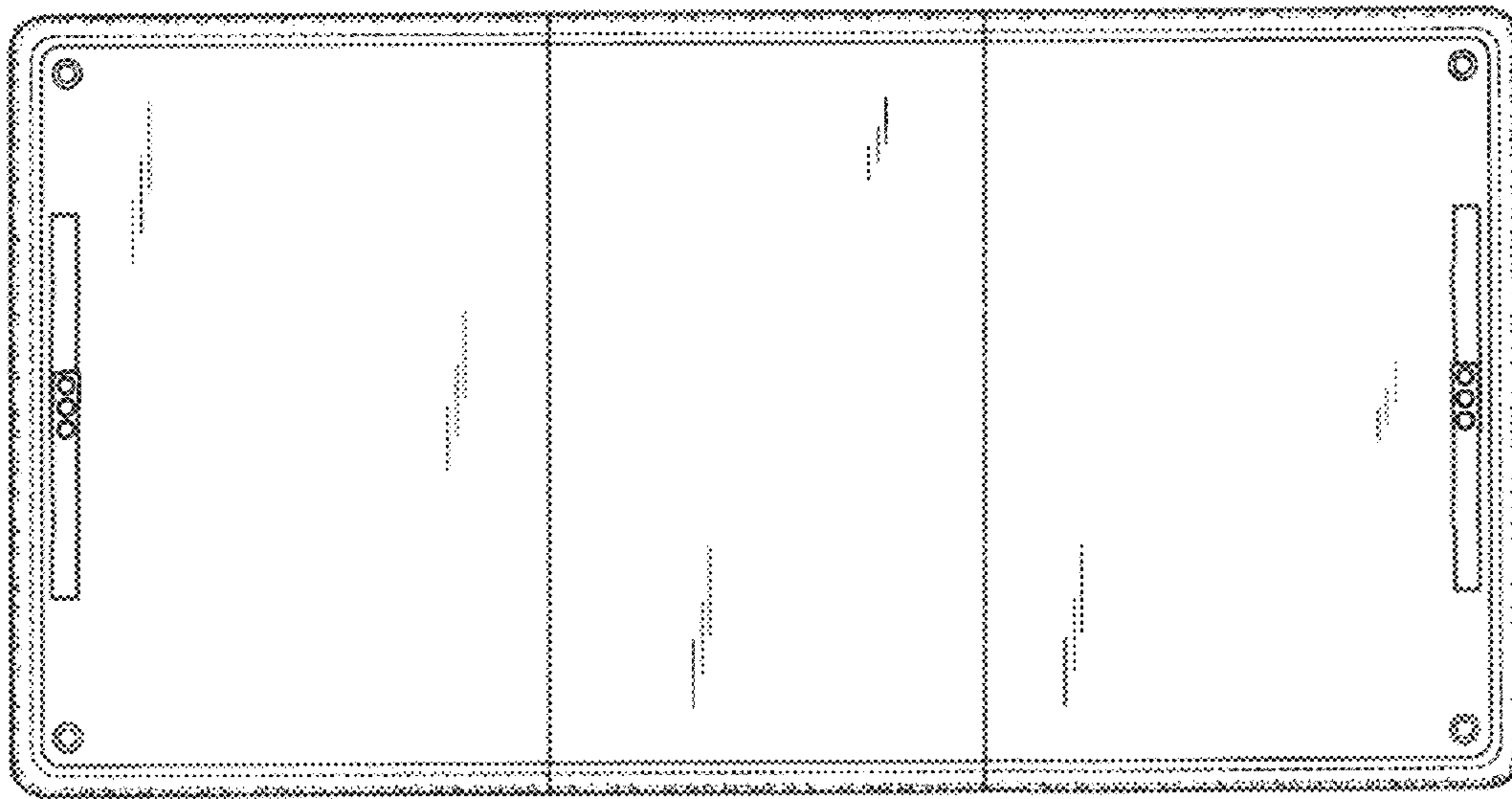


FIG. 10



FIG. 11



FIG. 12

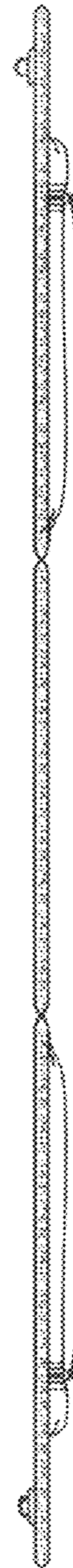


FIG. 13

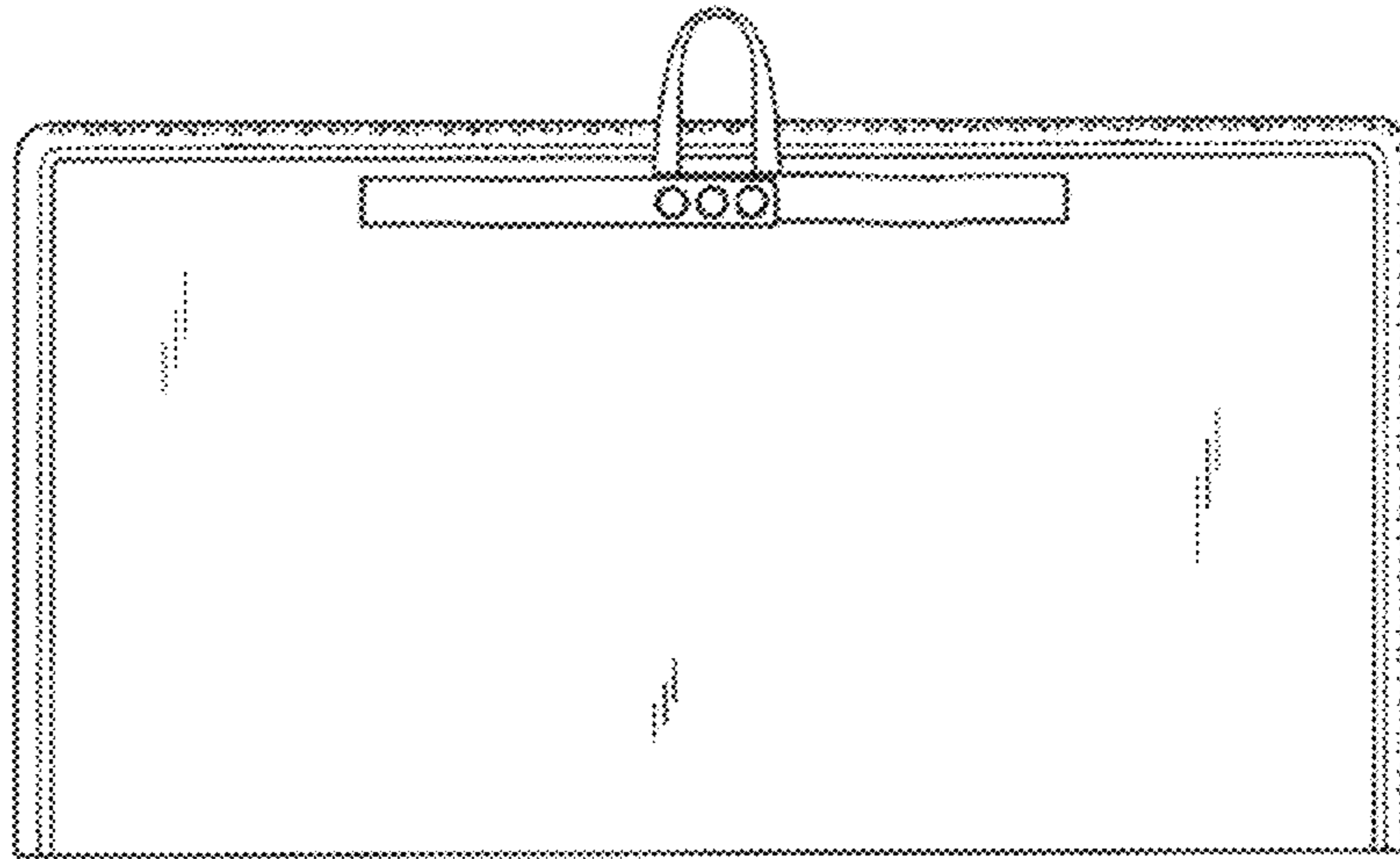


FIG. 14

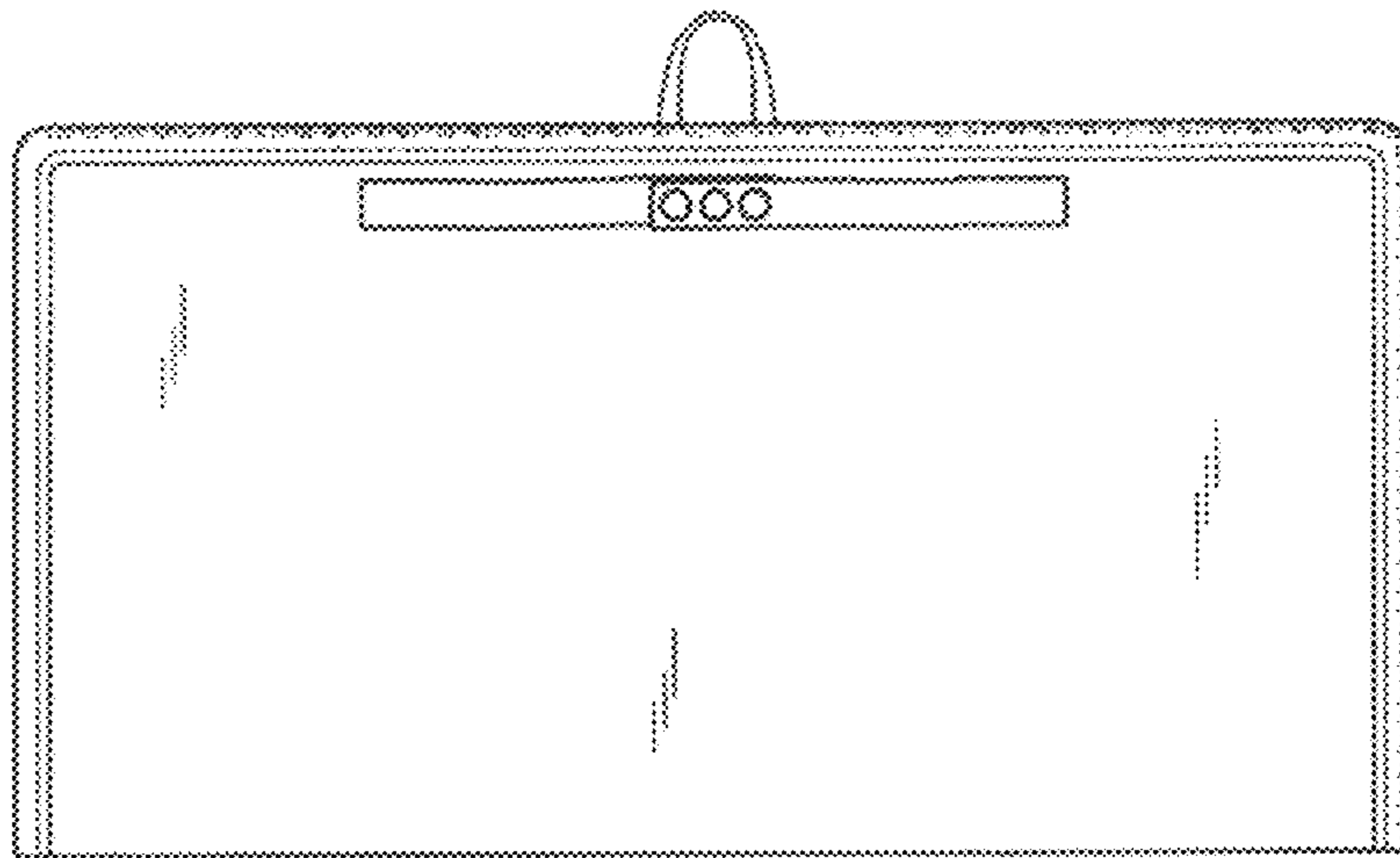


FIG. 15




FIG. 16




FIG. 17

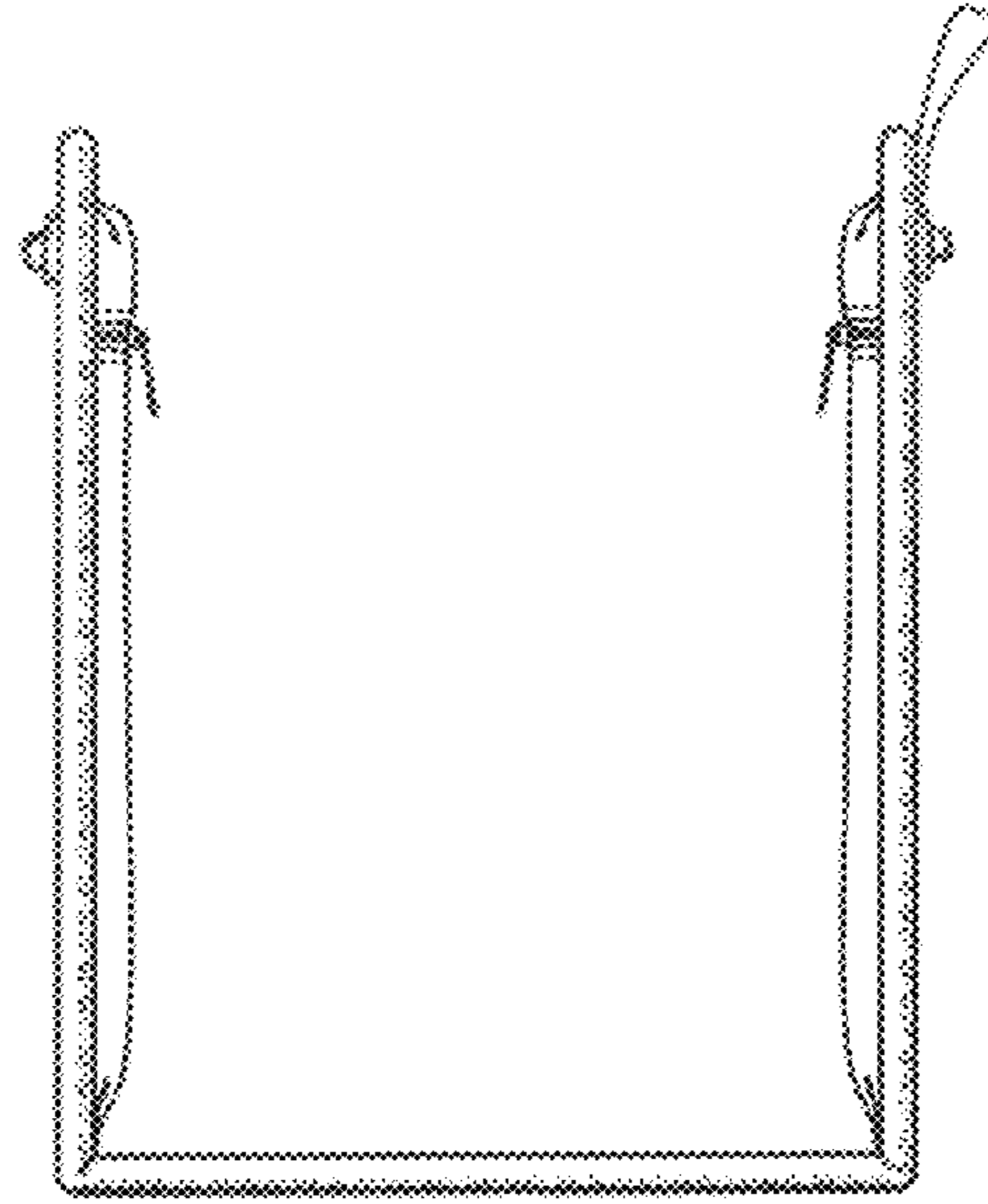


FIG. 18

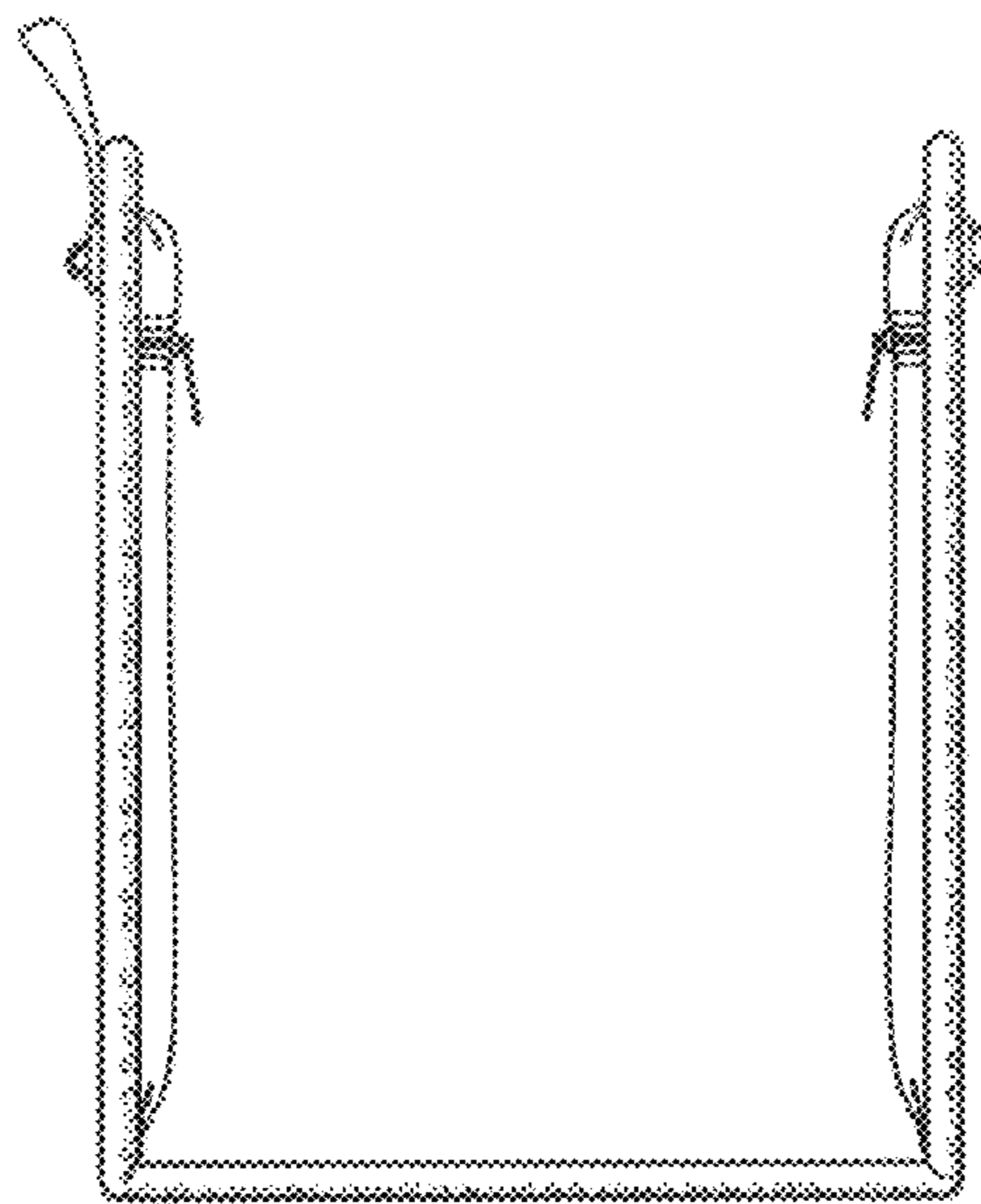


FIG. 19

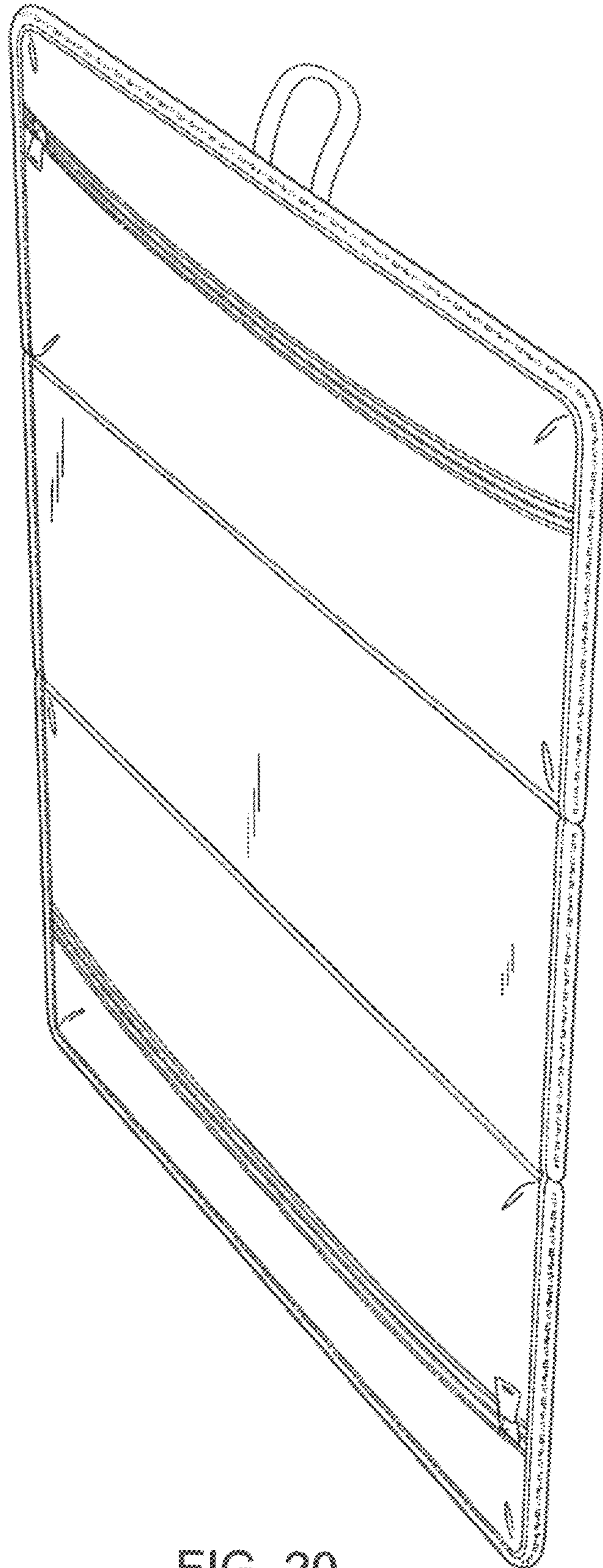


FIG. 20

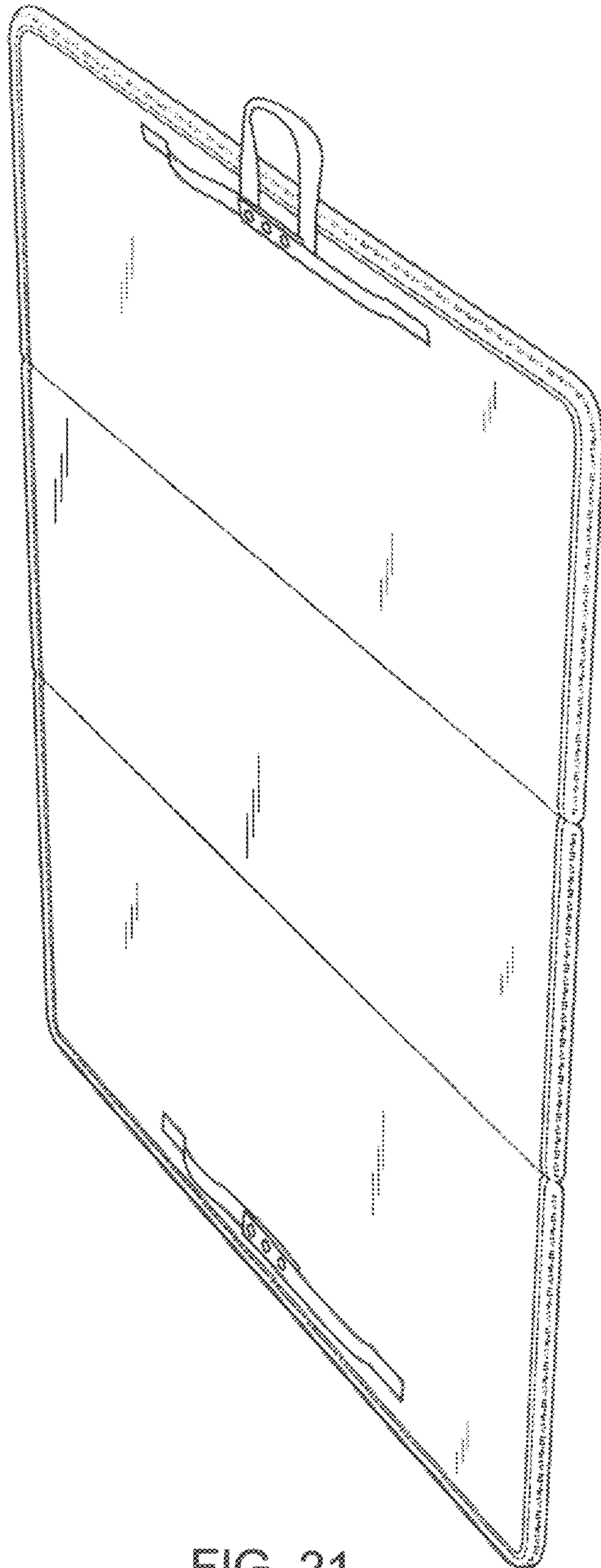


FIG. 21

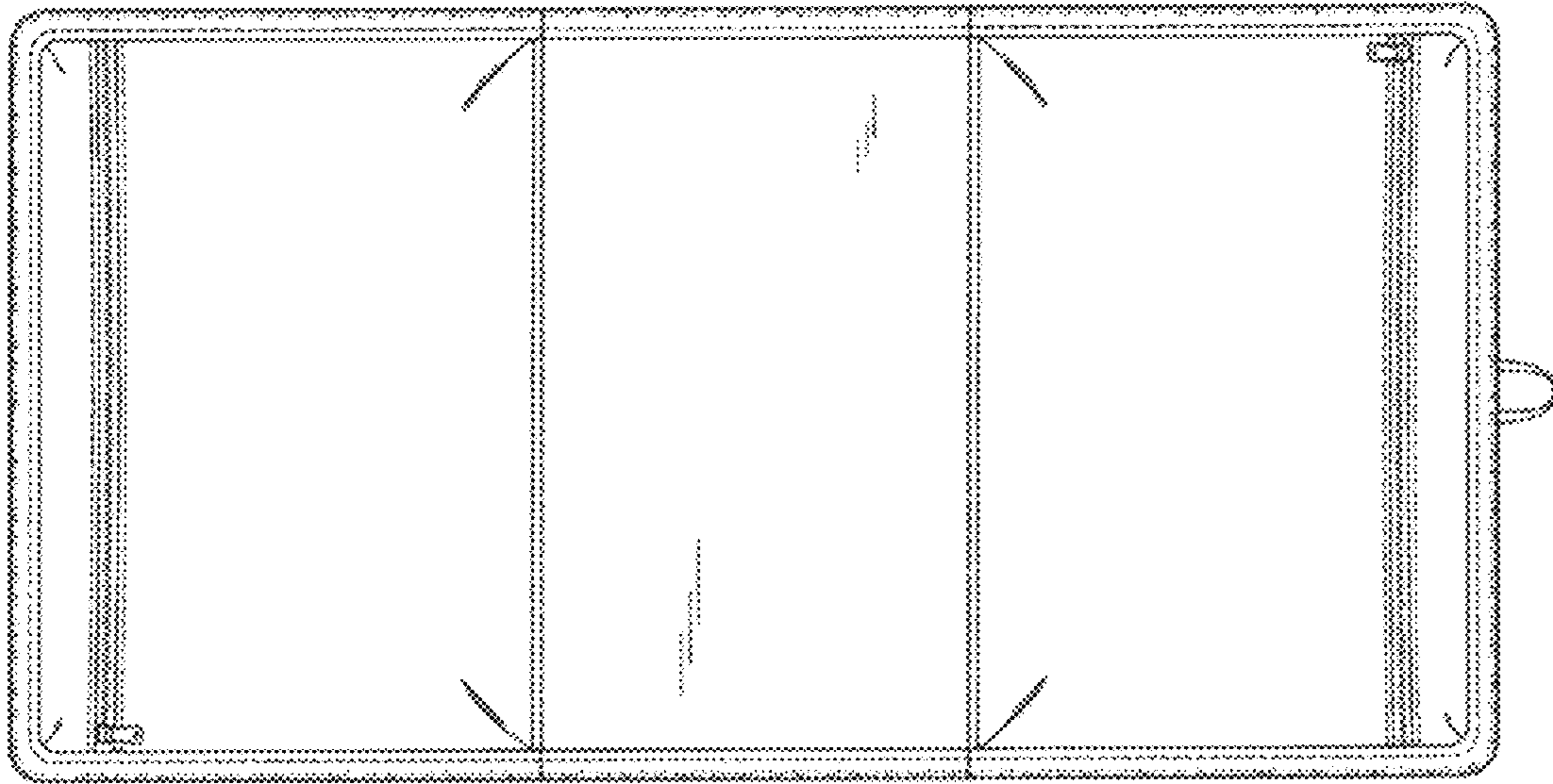


FIG. 22




FIG. 23



FIG. 24



FIG. 25

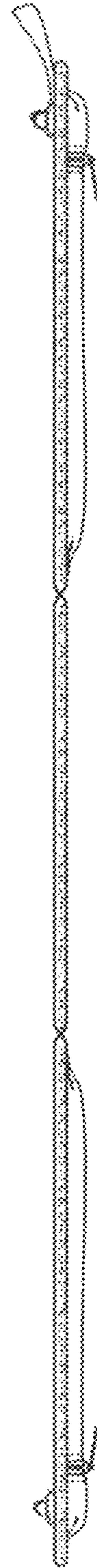


FIG. 26