



US00D882239S

(12) **United States Design Patent**
Strother

(10) **Patent No.:** **US D882,239 S**

(45) **Date of Patent:** **** Apr. 28, 2020**

(54) **SHOE UPPER ELEMENT**

(71) Applicant: **TBL Licensing LLC**, Stratham, NH
(US)

(72) Inventor: **Brian Lee Strother**, Dover, NH (US)

(73) Assignee: **TBL Licensing LLC**, Stratham, NH
(US)

(**) Term: **15 Years**

(21) Appl. No.: **29/605,876**

(22) Filed: **May 31, 2017**

(51) **LOC (12) Cl.** **02-04**

(52) **U.S. Cl.**
USPC **D2/973**

(58) **Field of Classification Search**
USPC D2/896, 902, 906-908, 946, 947, 969,
D2/972-974, 978; D5/47, 49, 50, 53, 54,
D5/56, 60
CPC ... A43B 13/181; A43B 13/141; A43B 13/186;
A43B 13/188; A43B 23/00; A43B 23/02;
A43B 5/00; A43B 23/26; A43B 1/04;
A43B 11/14; A43B 7/00; A43B 3/12;
A43C 3/00; A43C 5/00; A43C 7/00;
A43C 11/004

See application file for complete search history.

(56) **References Cited**

U.S. PATENT DOCUMENTS

D508,767 S *	8/2005	Hatfield	D2/972
D598,189 S *	8/2009	Lamont	D2/969
D626,739 S *	11/2010	Ho	D2/972
D638,615 S *	5/2011	McMillan	D2/972
D645,648 S *	9/2011	Lonigan	D2/907
D654,262 S *	2/2012	Jarvis	D2/972
D687,218 S *	8/2013	Teng-Lee	D2/923
D690,093 S *	9/2013	Dombrow	D2/972
D765,963 S *	9/2016	Lopatic	D2/969
D771,933 S	11/2016	Scott, Jr.	

D783,264 S *	4/2017	Hoellmueller	D2/973
D802,901 S *	11/2017	Chang	D2/972
D820,576 S *	6/2018	Thornhill	D2/972
D824,155 S *	7/2018	Maulid	D2/969
D837,502 S *	1/2019	Maulid	D2/972
D837,503 S *	1/2019	Taylor	D2/972
D837,504 S *	1/2019	Redon	D2/972

OTHER PUBLICATIONS

Brian Lee Strother, U.S. Appl. No. 29/605,874, filed May 31, 2017, titled "Shoe Upper Element".

* cited by examiner

Primary Examiner — Dominic V Simone

(74) *Attorney, Agent, or Firm* — Lerner, David, Littenberg, Krumholz & Mentlik, LLP

(57) **CLAIM**

The ornamental design for shoe upper element, as shown and described.

DESCRIPTION

The present application is related to copending application Ser. No. 29/605,874, entitled Shoe Upper Element, which is filed concurrently herewith, the entire disclosure of which is incorporated by reference herein.

FIG. 1 is a rear perspective view of my shoe upper element, according to my design;

FIG. 2 is a front view thereof;

FIG. 3 is a rear view thereof;

FIG. 4 is a right-side view thereof;

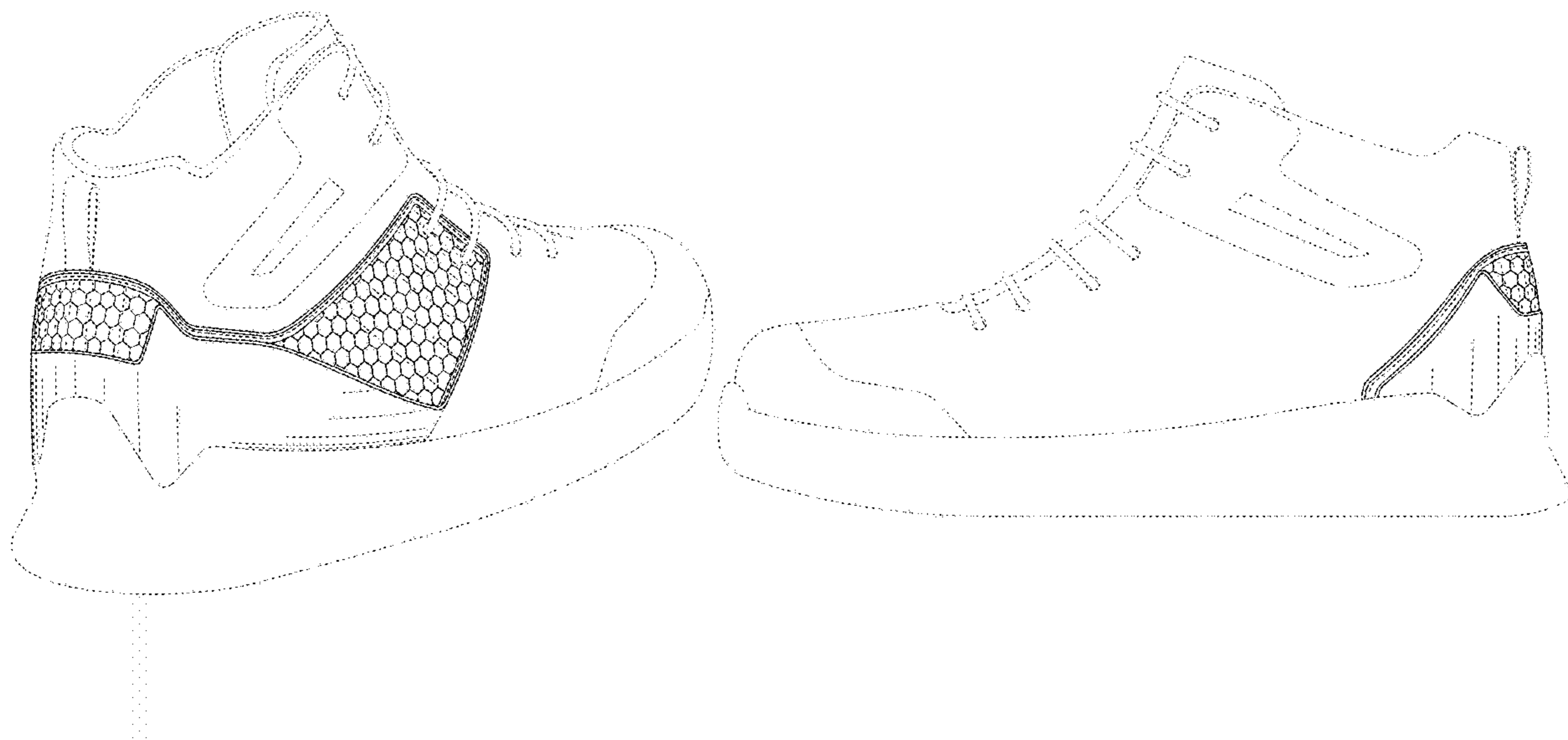
FIG. 5 is a left-side view thereof;

FIG. 6 is a top view thereof; and,

FIG. 7 is a bottom view thereof.

The broken lines shown in the drawings represent portions of the shoe upper element and exemplary footwear that form no part of the claimed design. The dash-dot lines indicate boundaries and form no part of the claimed design.

1 Claim, 6 Drawing Sheets



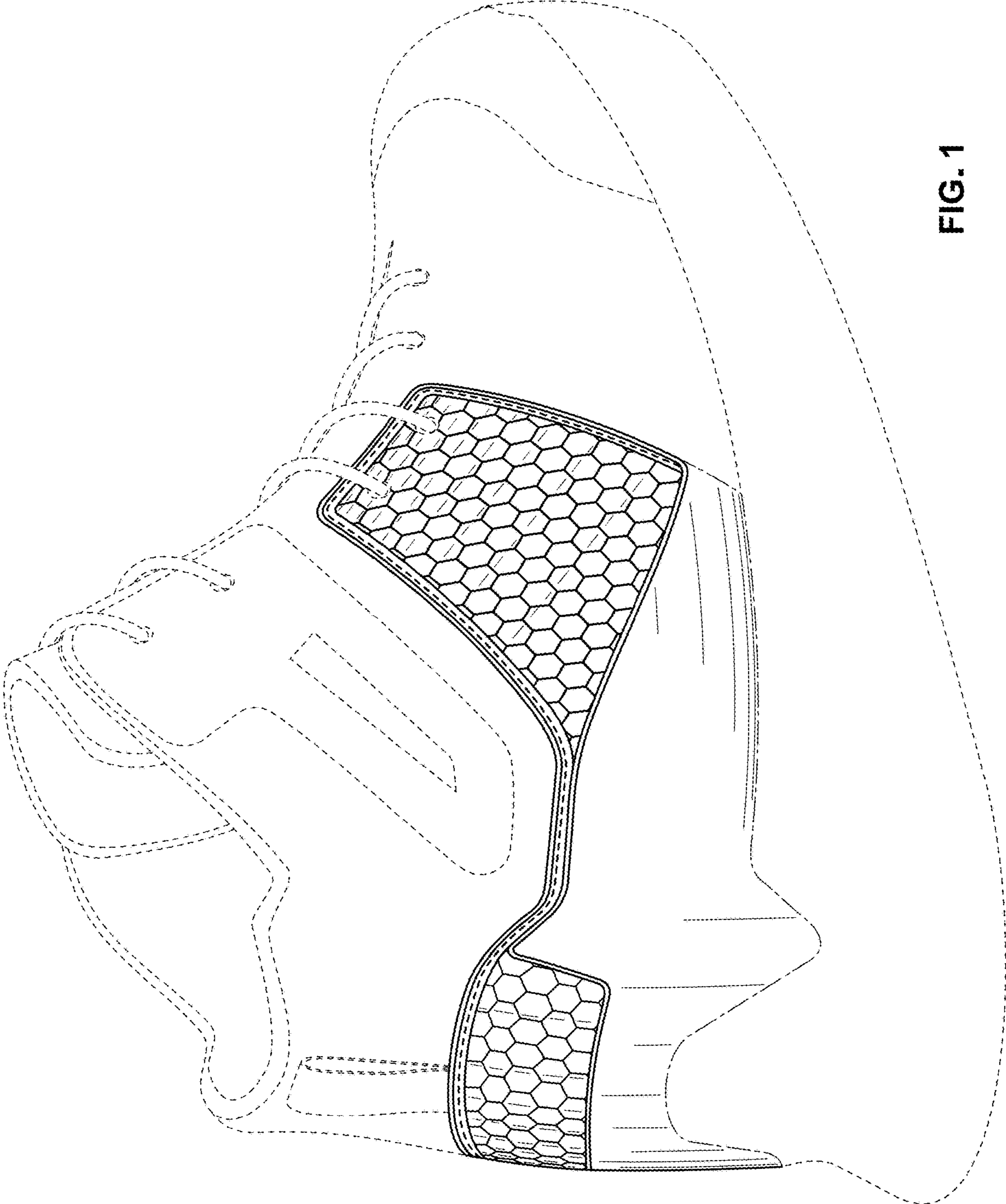


FIG. 1

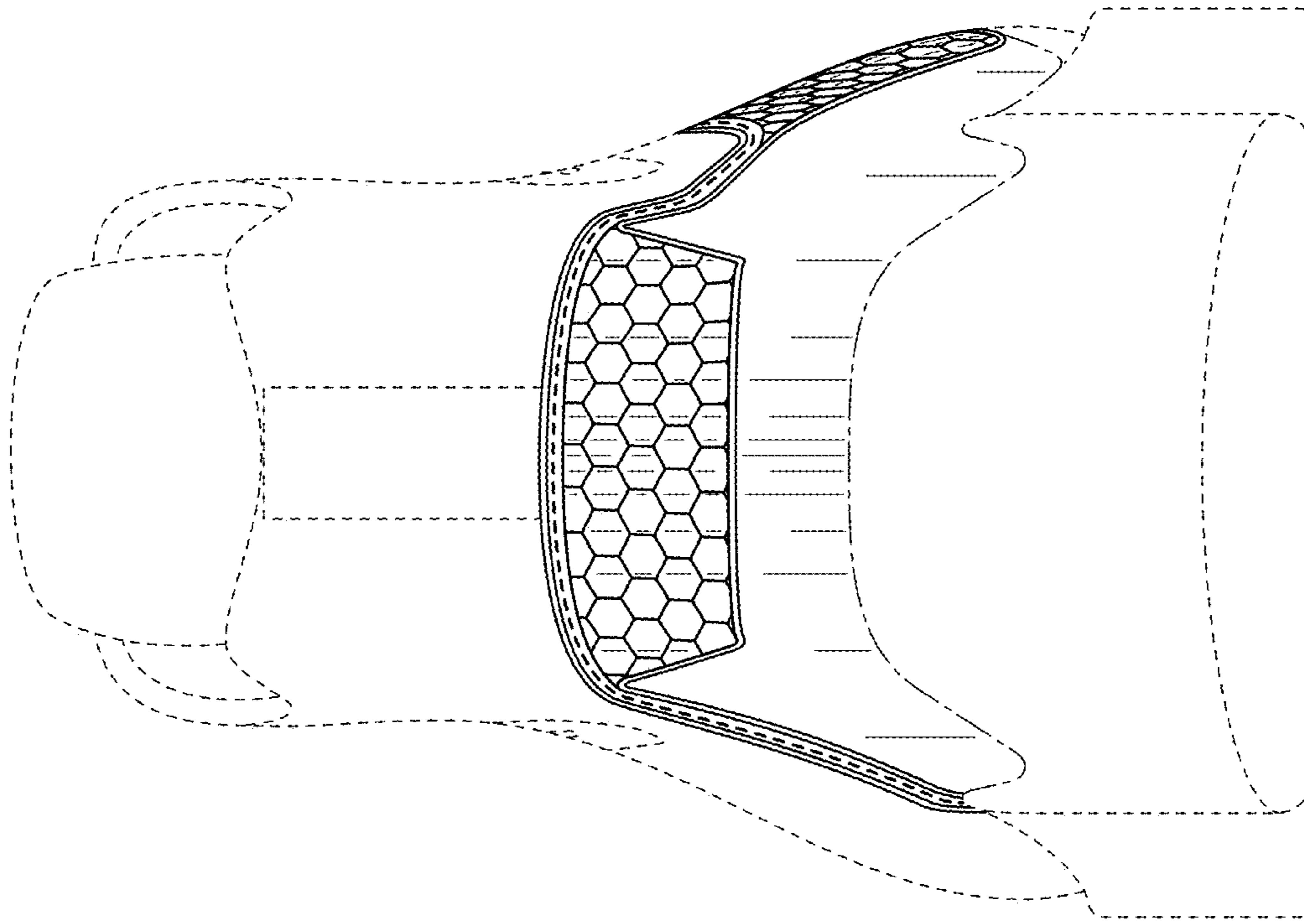


FIG. 3

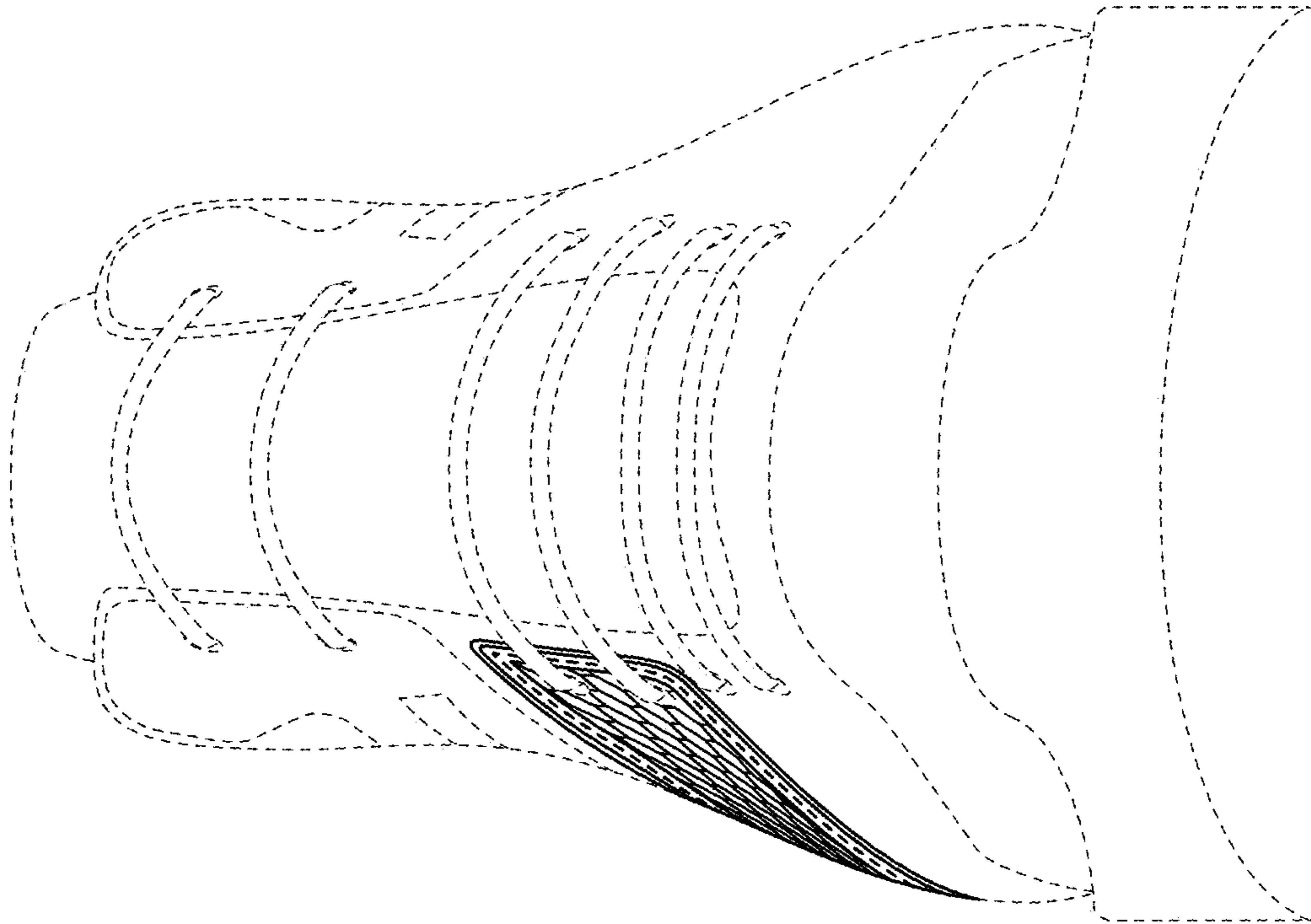


FIG. 2

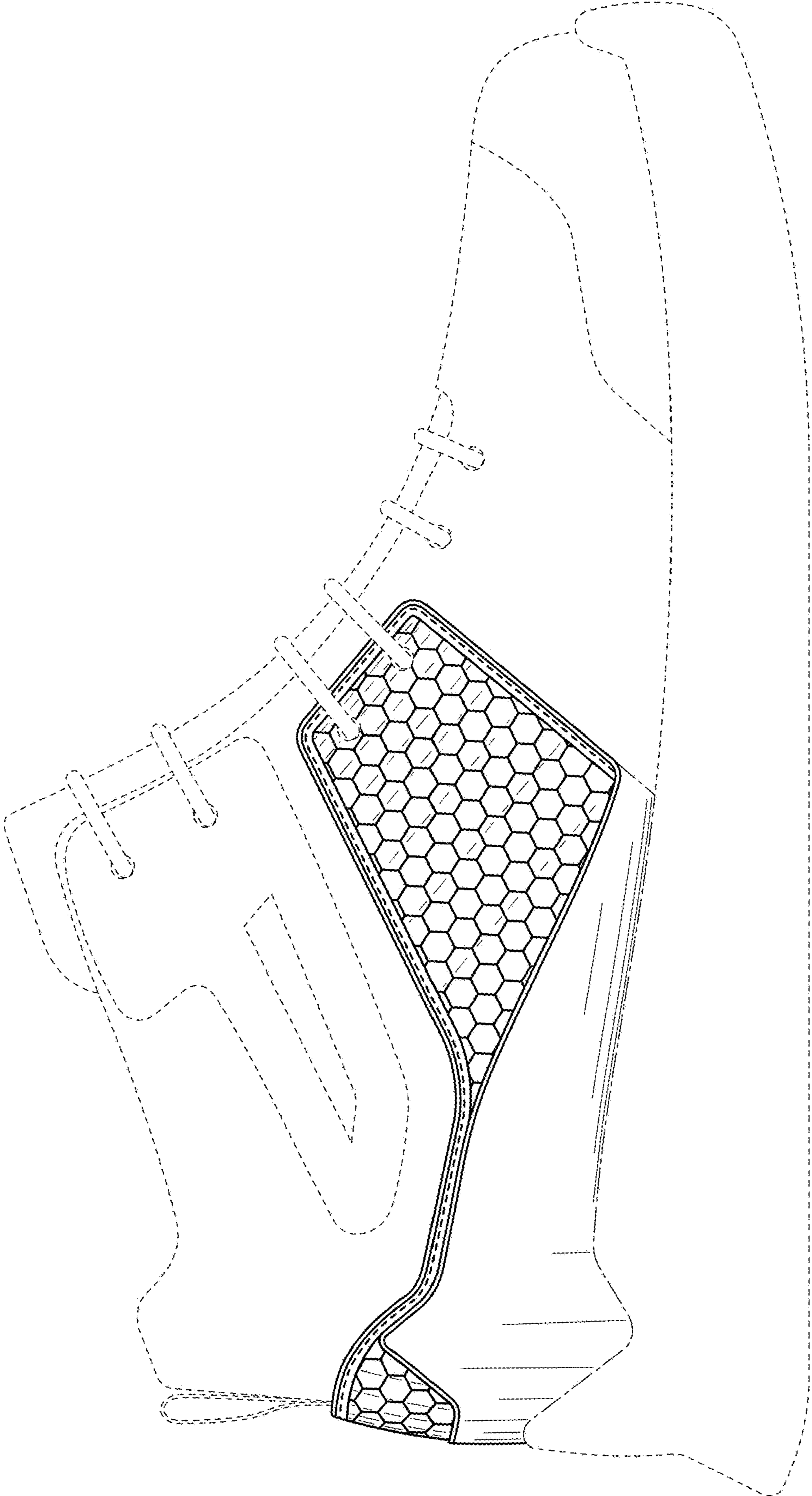


FIG. 4

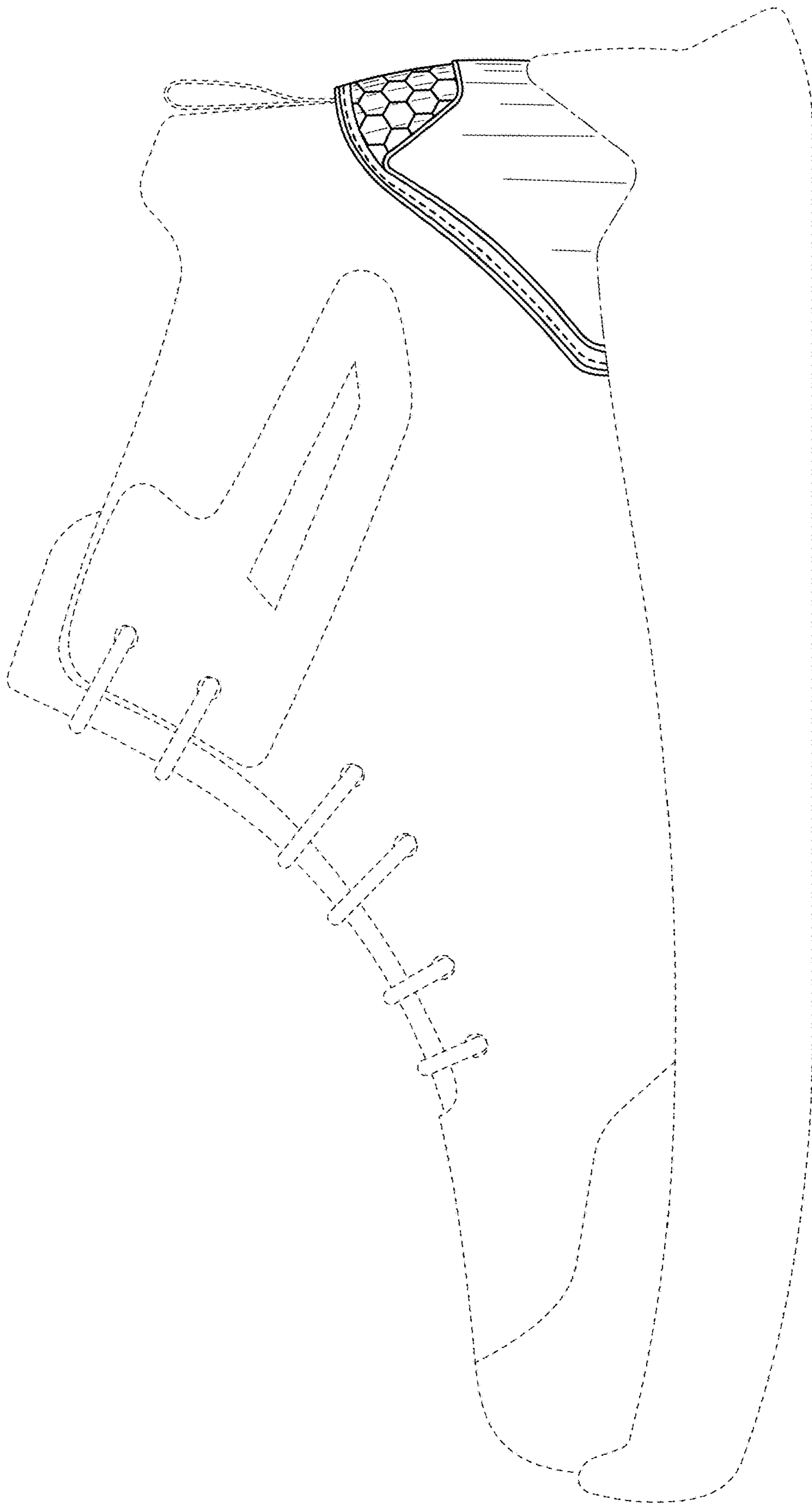


FIG. 5

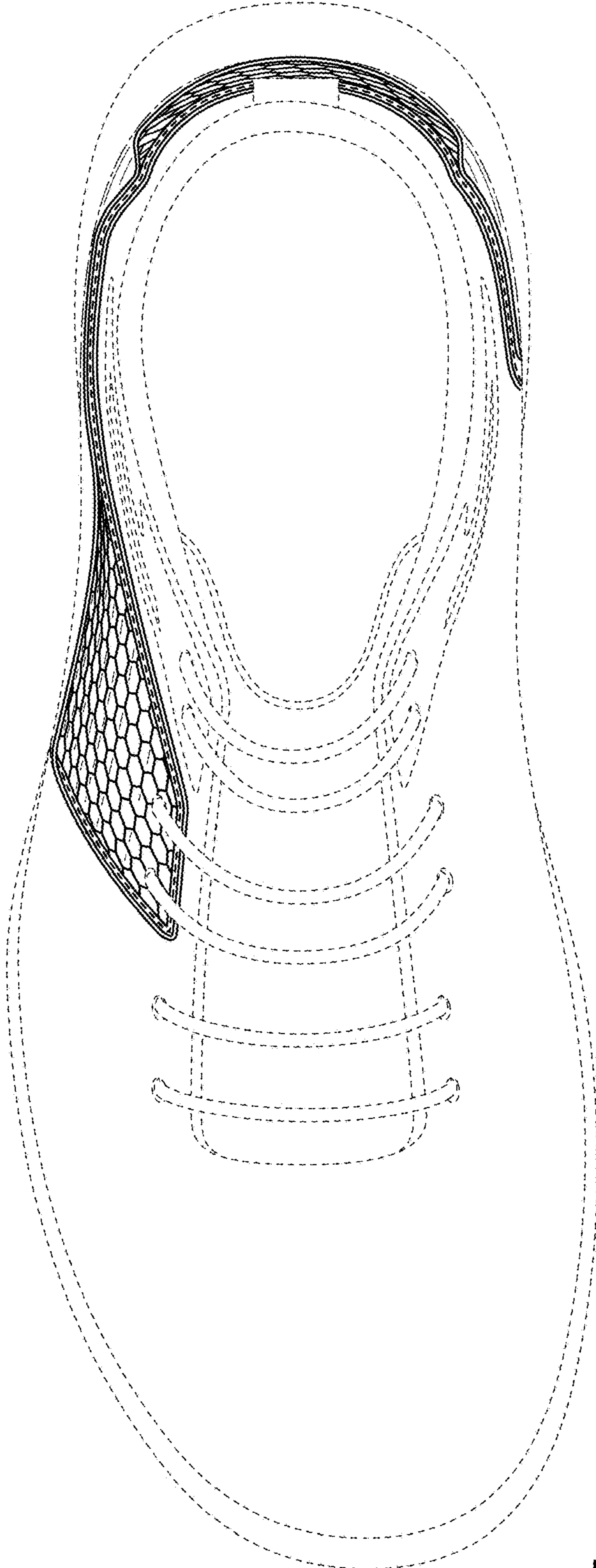


FIG. 6

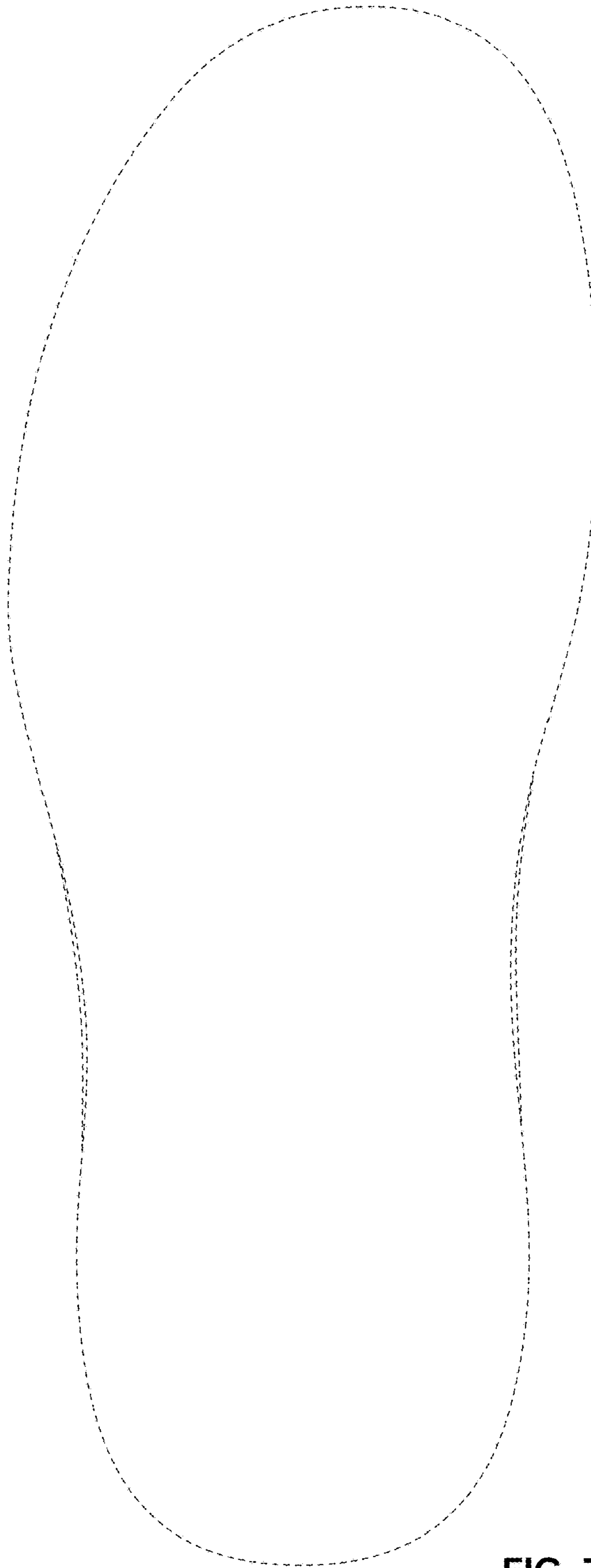


FIG. 7